



US00D700027S

(12) **United States Design Patent**
Hsieh

(10) **Patent No.:** **US D700,027 S**

(45) **Date of Patent:** **** Feb. 25, 2014**

(54) **HANDLE FOR HAND TOOLS**
(71) Applicant: **Kabo Tool Company**, Taichung (TW)
(72) Inventor: **Chih-Ching Hsieh**, Taichung (TW)
(73) Assignee: **Kabo Tool Company**, Taichung (TW)

D520,846 S * 5/2006 Hsien D8/107
D562,655 S * 2/2008 Chen D8/28
D632,147 S * 2/2011 Yang D8/28
D672,216 S * 12/2012 Hsieh D8/28
D679,969 S * 4/2013 Beckwith et al. D8/28
D684,832 S * 6/2013 Scott D8/28
D687,691 S * 8/2013 Chen D8/28
D688,108 S * 8/2013 Hsieh D8/28
D691,007 S * 10/2013 Hsieh D8/27

(**) Term: **14 Years**

* cited by examiner

(21) Appl. No.: **29/443,215**

Primary Examiner — Randall Gholson

(22) Filed: **Jan. 15, 2013**

(74) *Attorney, Agent, or Firm* — CKC & Partners Co., Ltd.

(51) **LOC (10) Cl.** **08-05**

(57) **CLAIM**

The ornamental design for a handle for hand tools, as shown.

(52) **U.S. Cl.**
USPC **D8/28**

DESCRIPTION

(58) **Field of Classification Search**
USPC D8/17, 21, 27, 28, 107; 81/119, 121.1,
81/125.1, 186, 176.1, 176.15, 489, 488;
16/110.1; D15/142
See application file for complete search history.

FIG. 1 is a perspective view of the handle for hand tools showing my new design;
FIG. 2 is another perspective view thereof;
FIG. 3 is a front view thereof;
FIG. 4 is a rear view thereof;
FIG. 5 is a left side view thereof;
FIG. 6 is a right side view thereof;
FIG. 7 is a top view thereof; and,
FIG. 8 is a bottom view thereof.

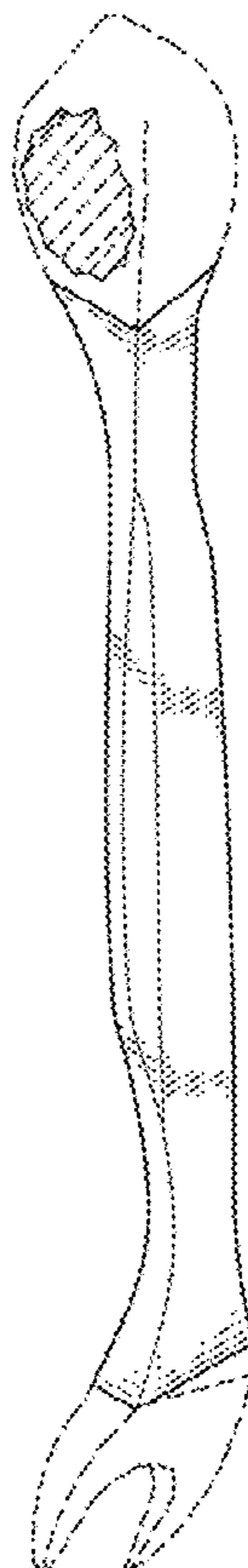
The lines show unclaimed subject matter only and forms no part of the claimed design.

(56) **References Cited**

U.S. PATENT DOCUMENTS

D375,035 S * 10/1996 Mangol D8/107
D433,896 S * 11/2000 Wei D8/28
D481,276 S * 10/2003 Hu D8/28

1 Claim, 7 Drawing Sheets



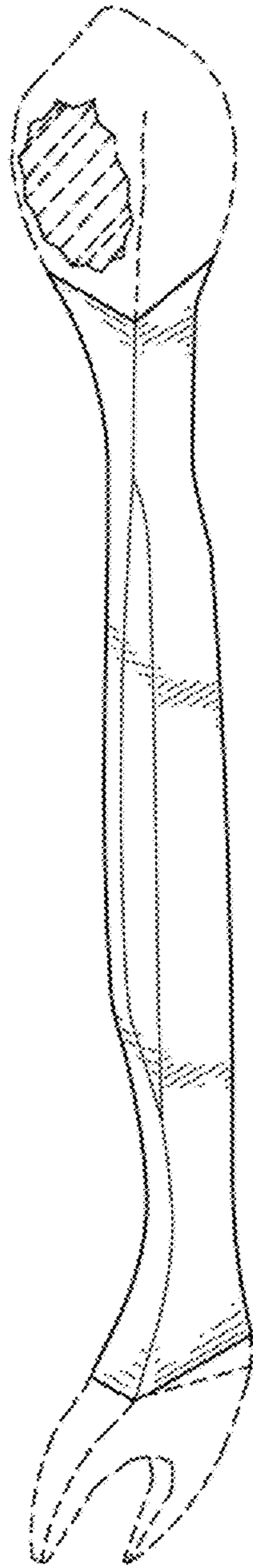


Fig. 1




Fig. 2




Fig. 3

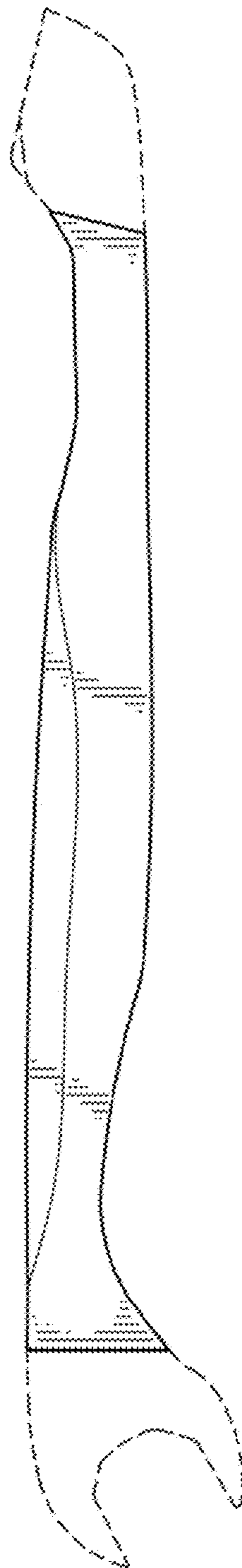


Fig. 4




Fig. 5




Fig. 6

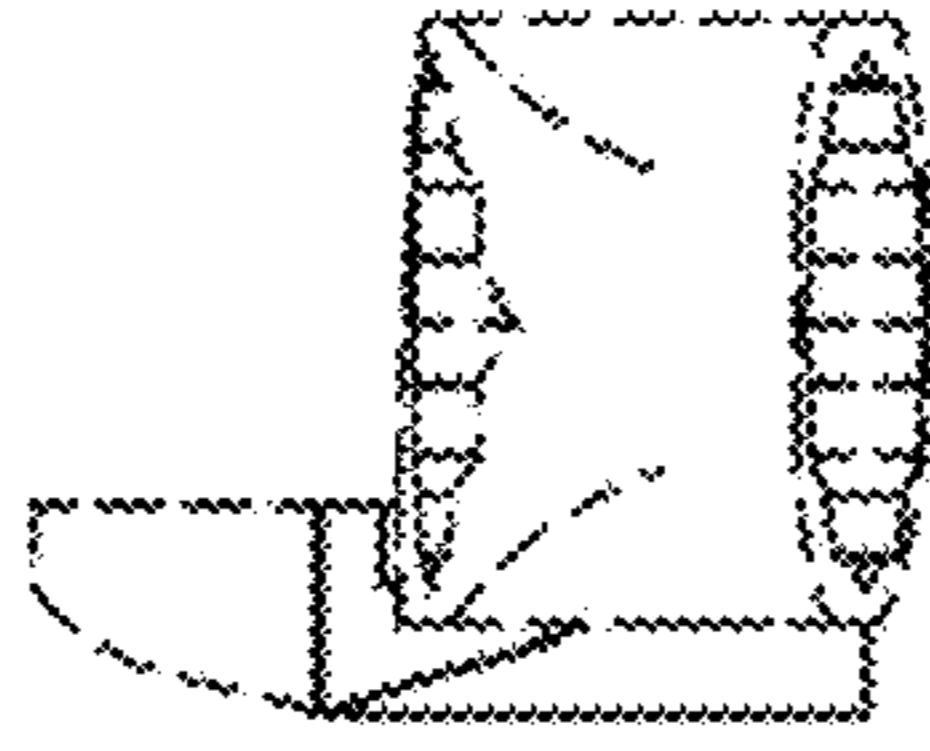


Fig. 7




Fig. 8