



US00D700015S

(12) **United States Design Patent**
Audet et al.

(10) **Patent No.:** **US D700,015 S**
(45) **Date of Patent:** **** Feb. 25, 2014**

- (54) **BOTTLE**
- (71) Applicants: **Robert Audet**, St-Augustin (CA);
Jacques Beauchesne, St-Nicolas (CA)
- (72) Inventors: **Robert Audet**, St-Augustin (CA);
Jacques Beauchesne, St-Nicolas (CA)
- (73) Assignee: **Productions Fego, Inc.**, St. Augustin (CA)
- (**) Term: **14 Years**
- (21) Appl. No.: **29/444,667**
- (22) Filed: **Feb. 1, 2013**
- (30) **Foreign Application Priority Data**
Aug. 15, 2012 (CA) 147042
- (51) **LOC (10) Cl.** **07-01**
- (52) **U.S. Cl.**
USPC **D7/514; D7/515; D7/510; D7/396.2; D7/396.4; D9/624**
- (58) **Field of Classification Search**
USPC D7/396.2, 300.1, 510, 511, 532, 523, D7/531, 513, 608, 514, 515, 396.4; D9/743, 502, 504, 624; 215/209; 220/720, 715, 281, 739, 23.4, 23.8; 206/503, 501
See application file for complete search history.
- (56) **References Cited**
U.S. PATENT DOCUMENTS
D92,461 S * 6/1934 Fuerst et al. D9/624
D124,638 S * 1/1941 Levy D9/624

D376,729 S *	12/1996	Maki	D7/514
D398,479 S *	9/1998	Vultaggio et al.	D7/533
D422,916 S *	4/2000	Herrmann	D9/501
D481,937 S *	11/2003	McRae	D9/623
D492,546 S *	7/2004	Bodum	D7/510
D501,362 S *	2/2005	Gauss	D7/510
D516,864 S *	3/2006	Kleckauskas et al.	D7/507
D554,522 S *	11/2007	Obregon et al.	D9/624

(Continued)


Primary Examiner — Marianne Pandozzi
(74) *Attorney, Agent, or Firm* — Dickinson Wright PLLC

(57) **CLAIM**
The ornamental designs for a bottle, as shown and described.

DESCRIPTION

FIG. 1 is a perspective view of a first embodiment of the bottle of our design;
 FIG. 2 is a front elevation view of the bottle of FIG. 1;
 FIG. 3 is a right-side elevation view of the bottle of FIG. 1;
 FIG. 4 is a rear elevation view of the bottle of FIG. 1;
 FIG. 5 is a left-side elevation view of the bottle of FIG. 1;
 FIG. 6 is a top plan view of the bottle of FIG. 1;
 FIG. 7 is a bottom plan view of the bottle of FIG. 1;
 FIG. 8 is a perspective view of a second embodiment of the bottle of our design;
 FIG. 9 is a front elevation view of the bottle of FIG. 8;
 FIG. 10 is a right-side elevation view of the bottle of FIG. 8;
 FIG. 11 is a rear elevation view of the bottle of FIG. 8;
 FIG. 12 is a left-side elevation view of the bottle of FIG. 8;
 FIG. 13 is a top plan view of the bottle of FIG. 8; and,
 FIG. 14 is a bottom plan view of the bottle of FIG. 8.
 The broken line structure that is shown in FIGS. 1-14 is for illustrative purposes only, and forms no part of the claimed design of FIGS. 1-14.

1 Claim, 12 Drawing Sheets



(56)

References Cited

U.S. PATENT DOCUMENTS

7,628,285 B2 * 12/2009 Salvia 215/384
D614,918 S * 5/2010 Chisholm D7/510
D616,743 S * 6/2010 Cresswell et al. D9/443
D627,601 S * 11/2010 Eyal D7/510

D633,338 S * 3/2011 Rosbach et al. D7/511
D648,177 S * 11/2011 Eyal D7/510
D655,172 S * 3/2012 Brooks et al. D9/522
D693,170 S * 11/2013 Rosbach D7/392.1
2008/0203007 A1 * 8/2008 Jang et al. 210/348
2008/0237233 A1 * 10/2008 Choi et al. 220/212.5

* cited by examiner

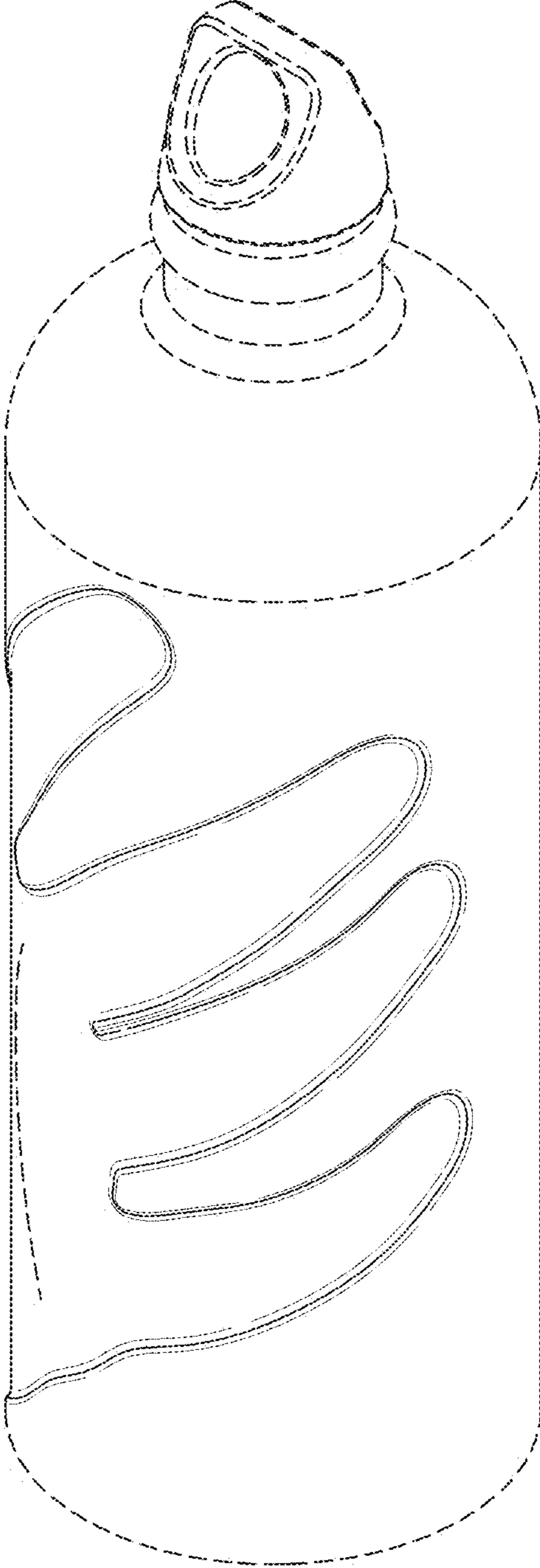


FIG. 1

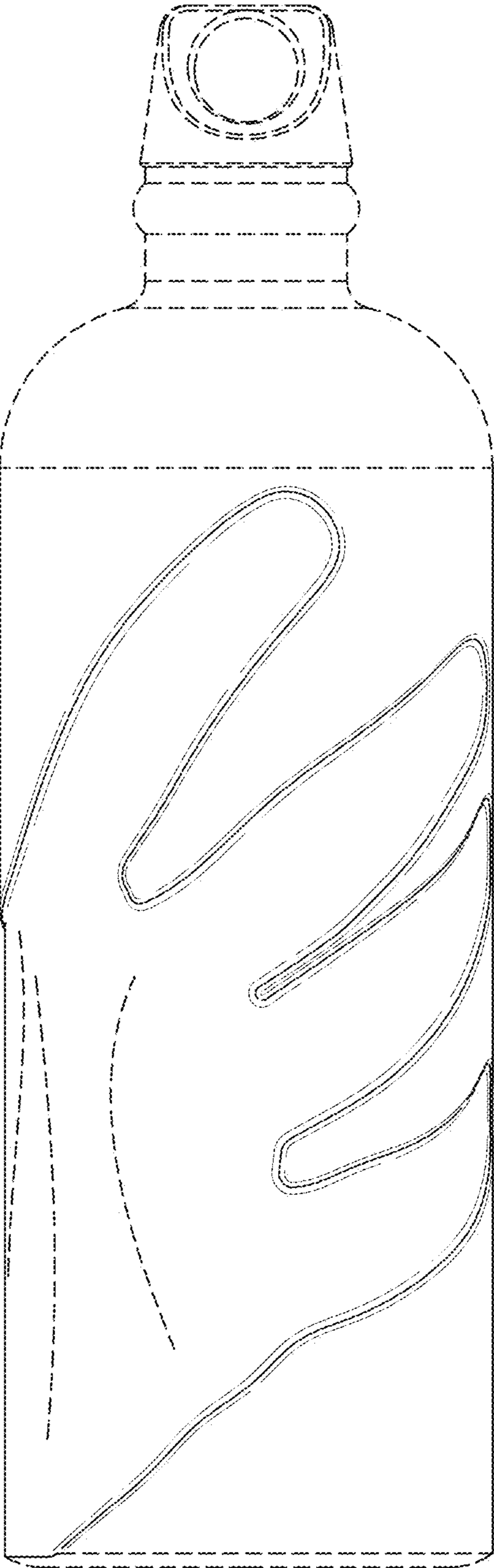


FIG. 2




FIG. 3




FIG. 4

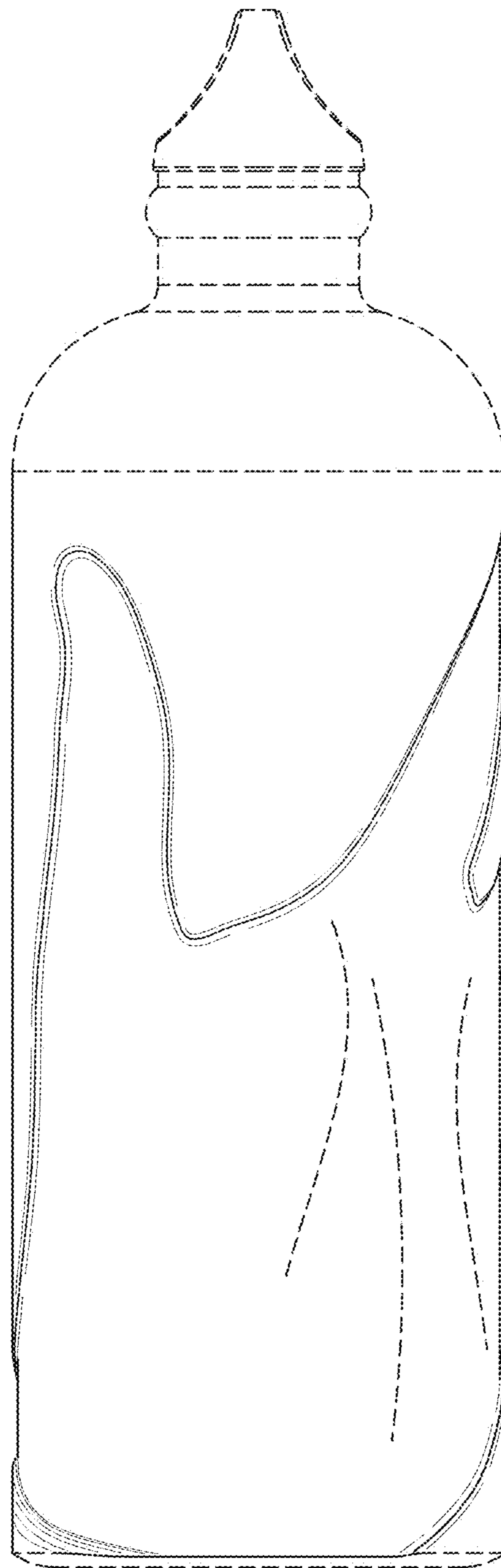


FIG. 5

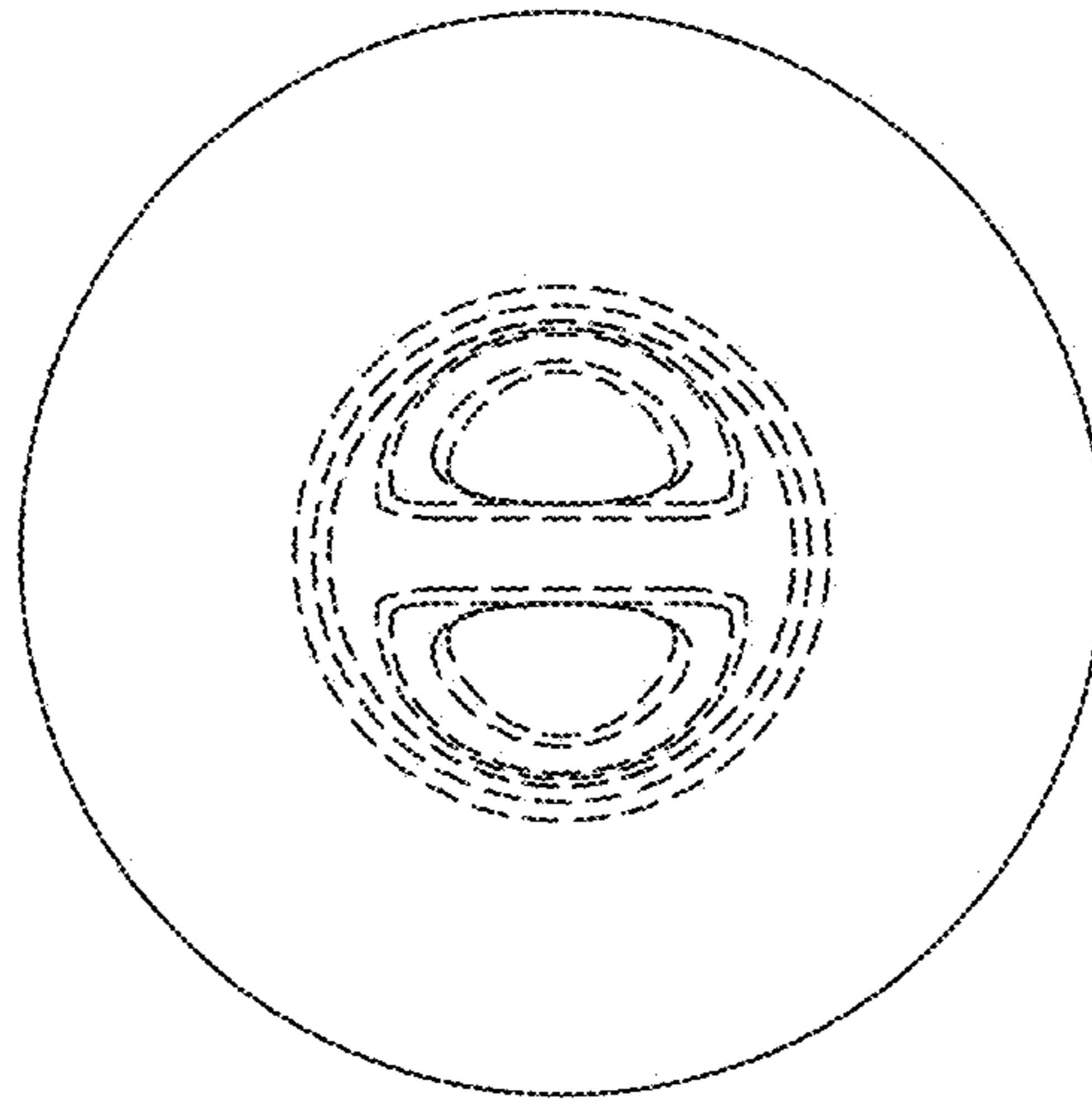


FIG. 6

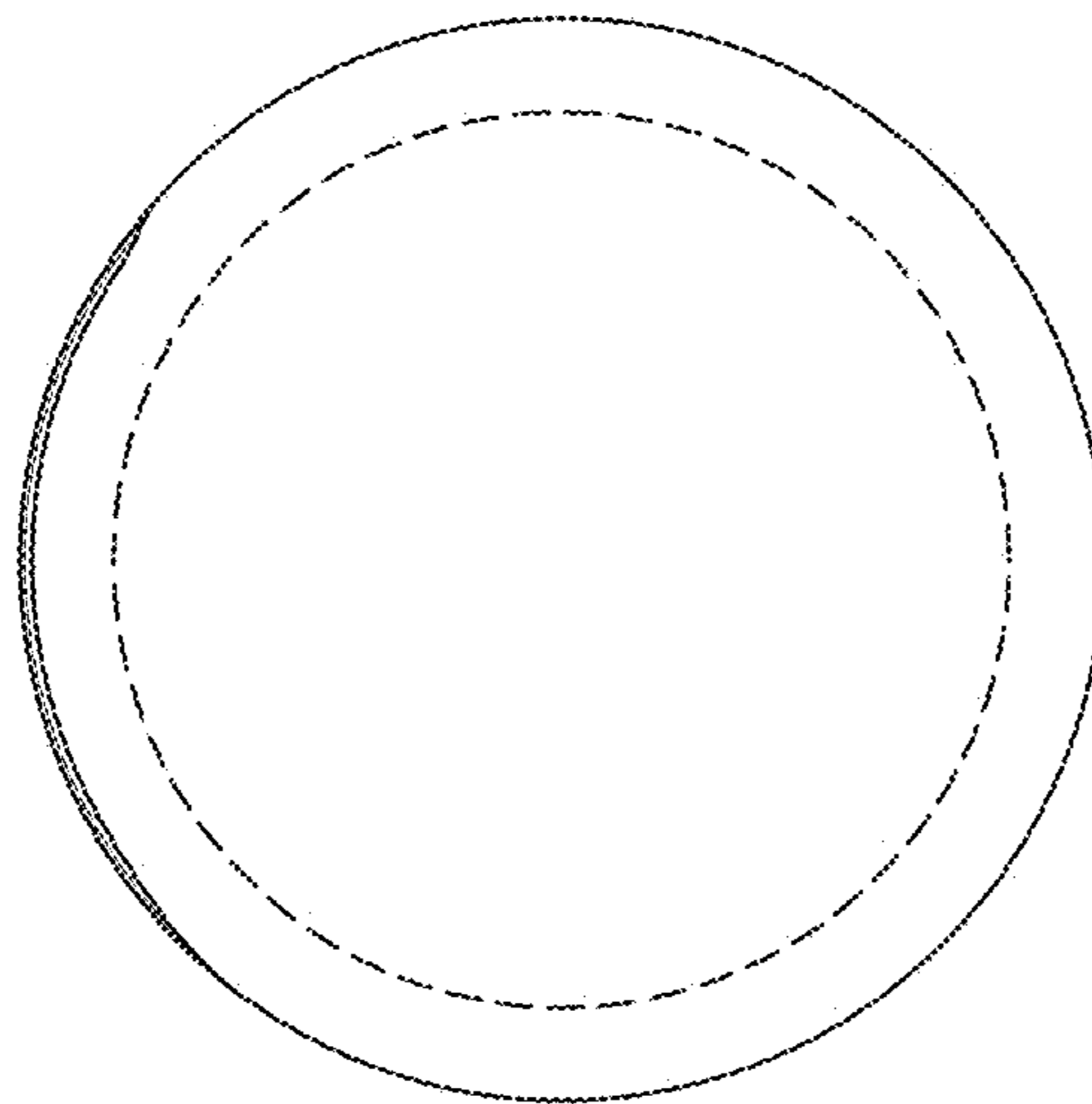


FIG. 7

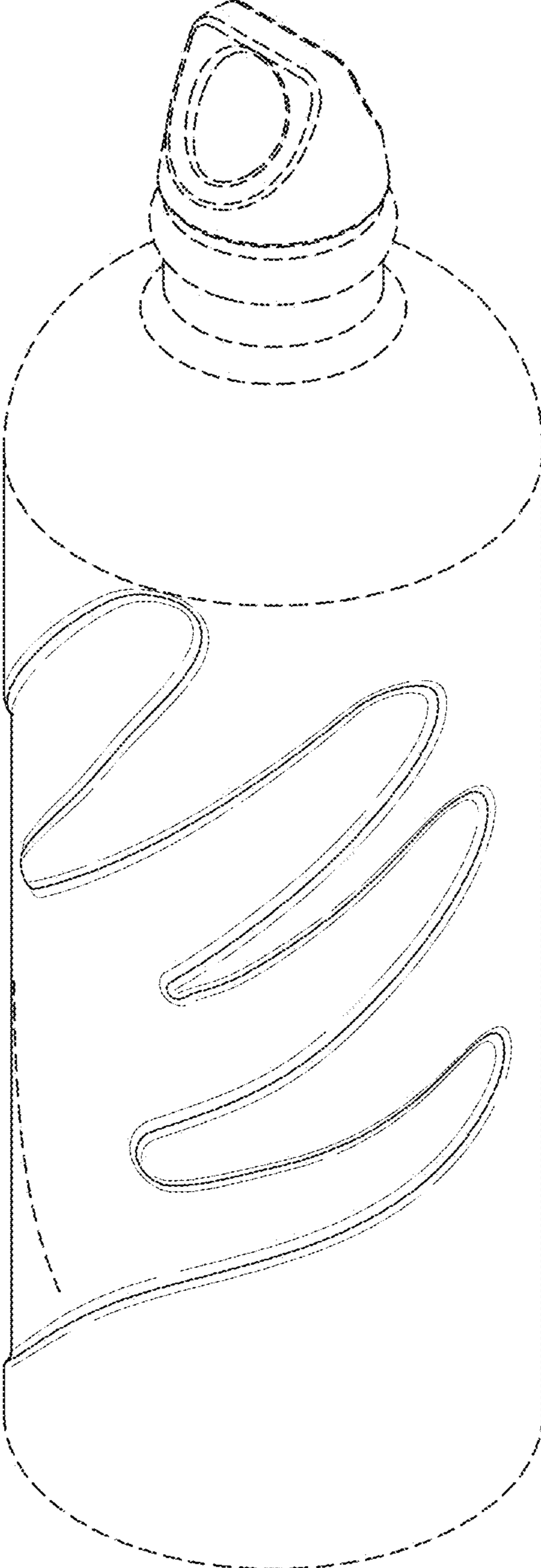


FIG. 8

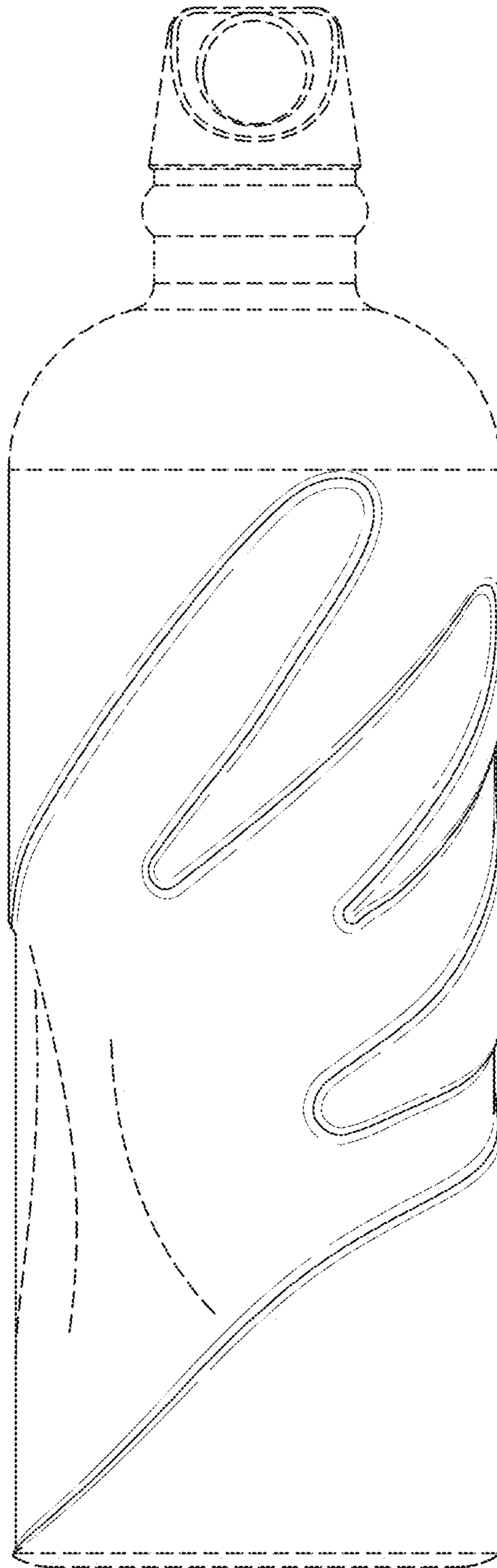


FIG. 9




FIG. 10




FIG. 11

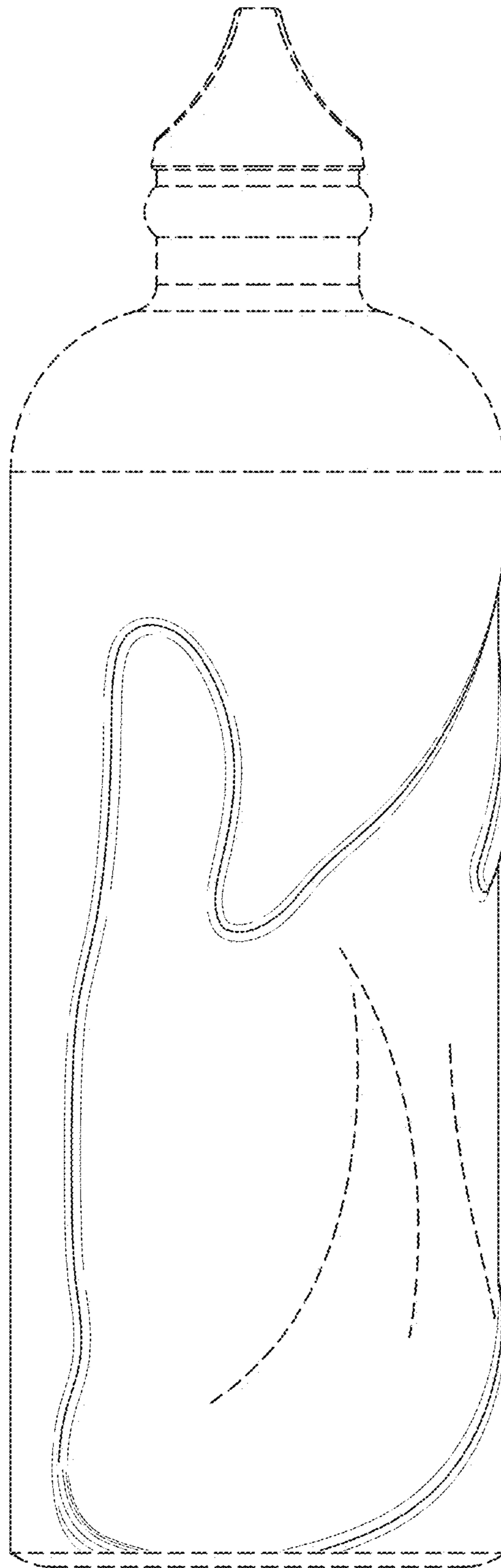


FIG. 12

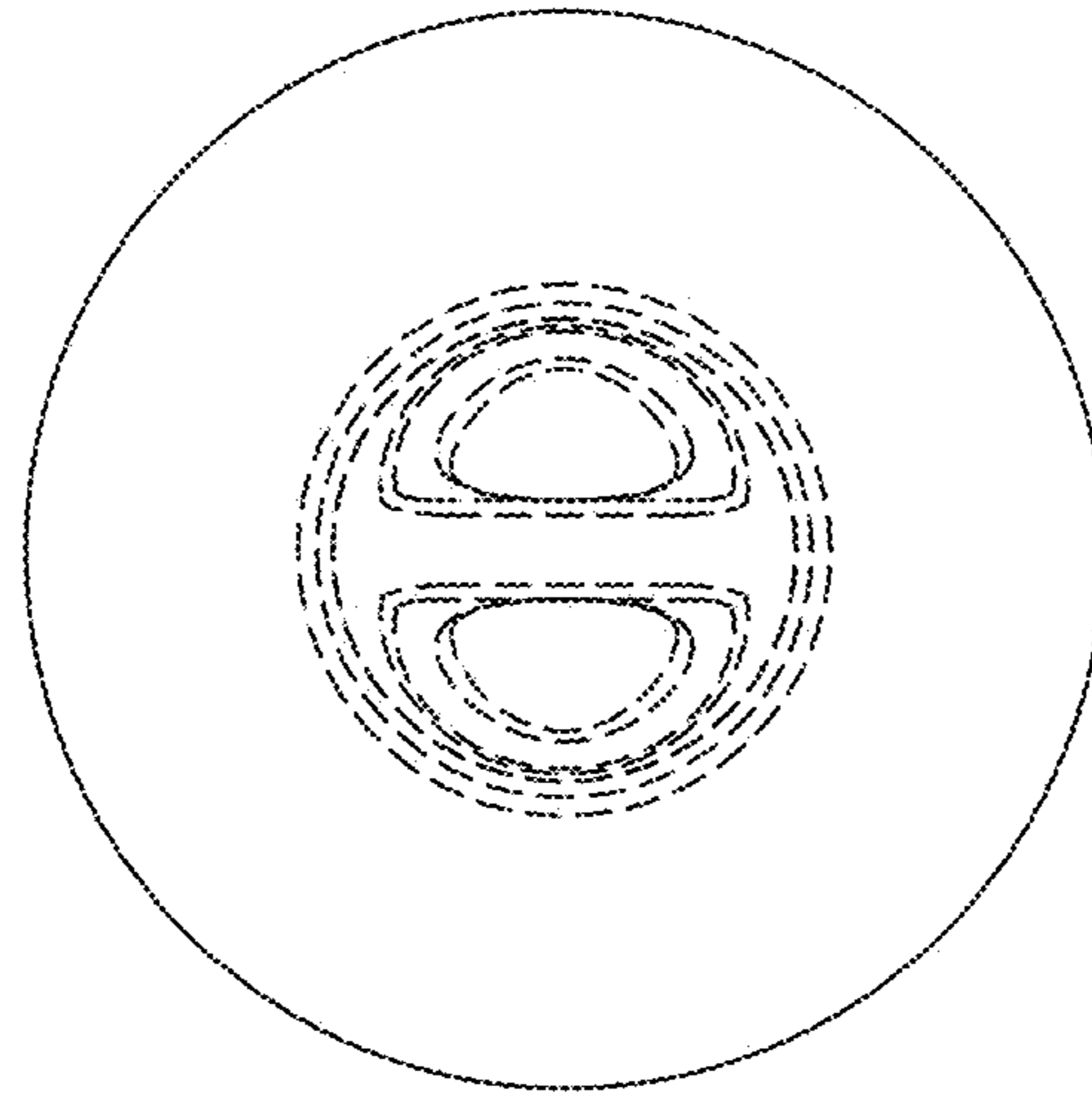


FIG. 13

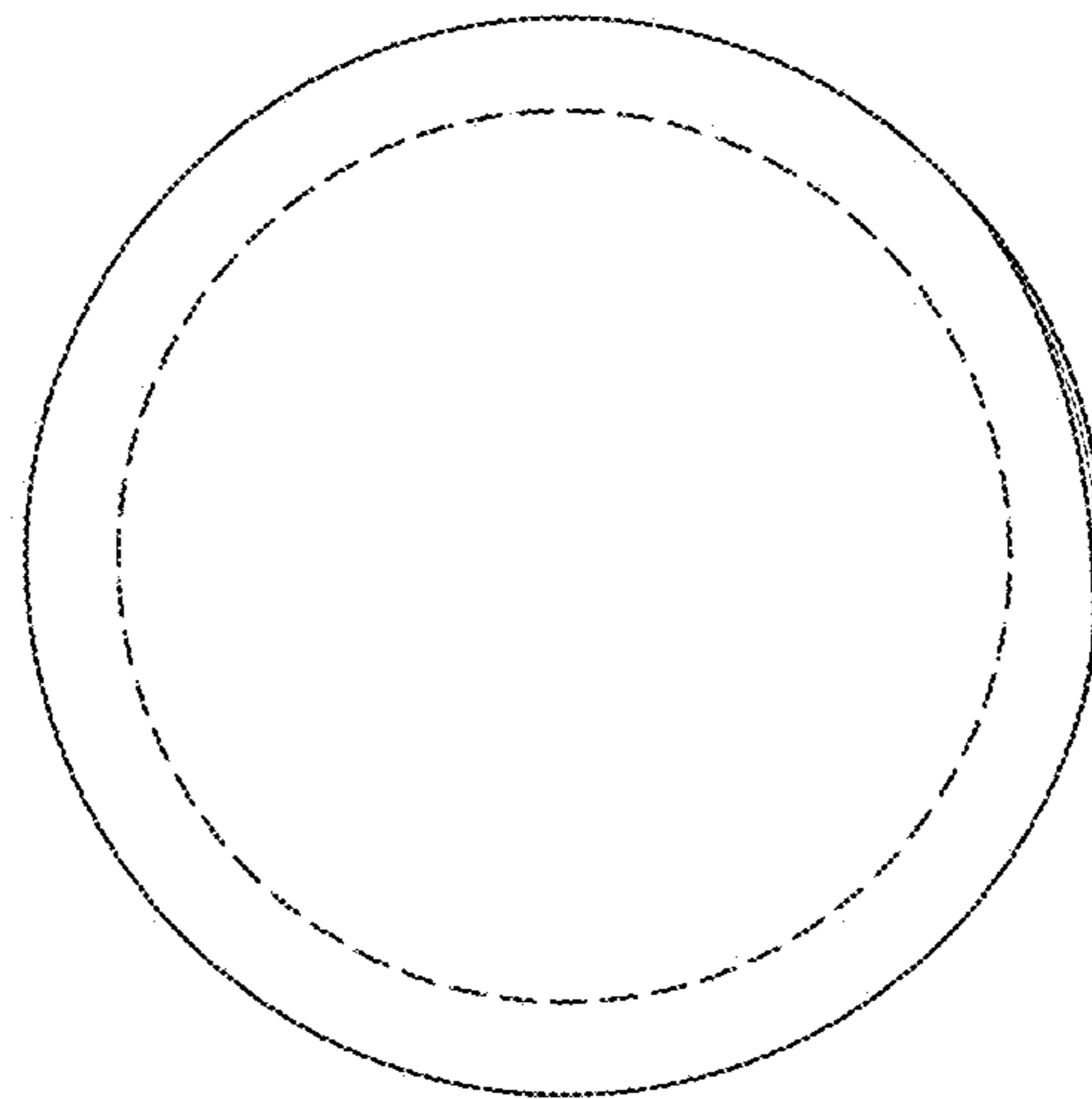


FIG. 14