

US00D699988S

(12) **United States Design Patent**
Hawkins

(10) **Patent No.:** **US D699,988 S**

(45) **Date of Patent:** **** Feb. 25, 2014**

(54) **DISPLAY SHELF**

(71) Applicant: **Target Brands, Inc.**, Minneapolis, MN
(US)

(72) Inventor: **Laura L. Hawkins**, Minneapolis, MN
(US)

(73) Assignee: **Target Brands, Inc.**, Minneapolis, MN
(US)

(**) Term: **14 Years**

(21) Appl. No.: **29/466,199**

(22) Filed: **Sep. 5, 2013**

(51) **LOC (10) Cl.** **06-06**

(52) **U.S. Cl.**
USPC **D6/678.1**

(58) **Field of Classification Search**
USPC D6/396-397, 431, 449, 466, 468, 470,
D6/477-479, 574, 672, 678, 678.1;
211/134, 187, 193, 85.2, 85.29, 49.1,
211/50, 42-43, 207; D14/126-129;
108/91-93, 107, 149-151
See application file for complete search history.

(56) **References Cited**

U.S. PATENT DOCUMENTS

1,987,567	A	1/1935	Ziemmerman	
2,072,193	A	3/1937	Wierzbicki	
2,307,993	A	1/1943	Calhoun et al.	
2,564,672	A	8/1951	Burr	
2,571,301	A	10/1951	Slanhoff	
D239,346	S *	3/1976	Scherzer et al.	D6/451
4,655,352	A	4/1987	Noyes et al.	
5,048,701	A	9/1991	Simpson	
5,944,219	A	8/1999	Emoff et al.	
6,105,796	A	8/2000	Buchanan et al.	
D435,182	S *	12/2000	Mason	D6/457
6,267,263	B1	7/2001	Emoff et al.	
D451,300	S	12/2001	Stafford et al.	

6,364,099	B2	4/2002	Emoff et al.	
D520,265	S *	5/2006	Sparkowski	D6/465
D566,989	S *	4/2008	Mason	D6/461
D591,531	S *	5/2009	Sparkowski	D6/464
7,810,658	B2	10/2010	Clark et al.	
D632,509	S *	2/2011	Perc	D6/479
7,900,385	B2	3/2011	Clark et al.	
D638,639	S *	5/2011	Ma	D6/449
7,946,435	B2	5/2011	Clark et al.	

(Continued)

OTHER PUBLICATIONS

Pending U.S. Appl. No. 14/018,824, filed Sep. 5, 2013, entitled Cross-Merchandising Display Fixture, 42 pages.

Primary Examiner — Kelley Donnelly

(74) *Attorney, Agent, or Firm* — Leanne Taveggia Farrell; Westman, Champlin & Koehler, P.A.

(57) **CLAIM**

The ornamental design for a display shelf, as shown and described.

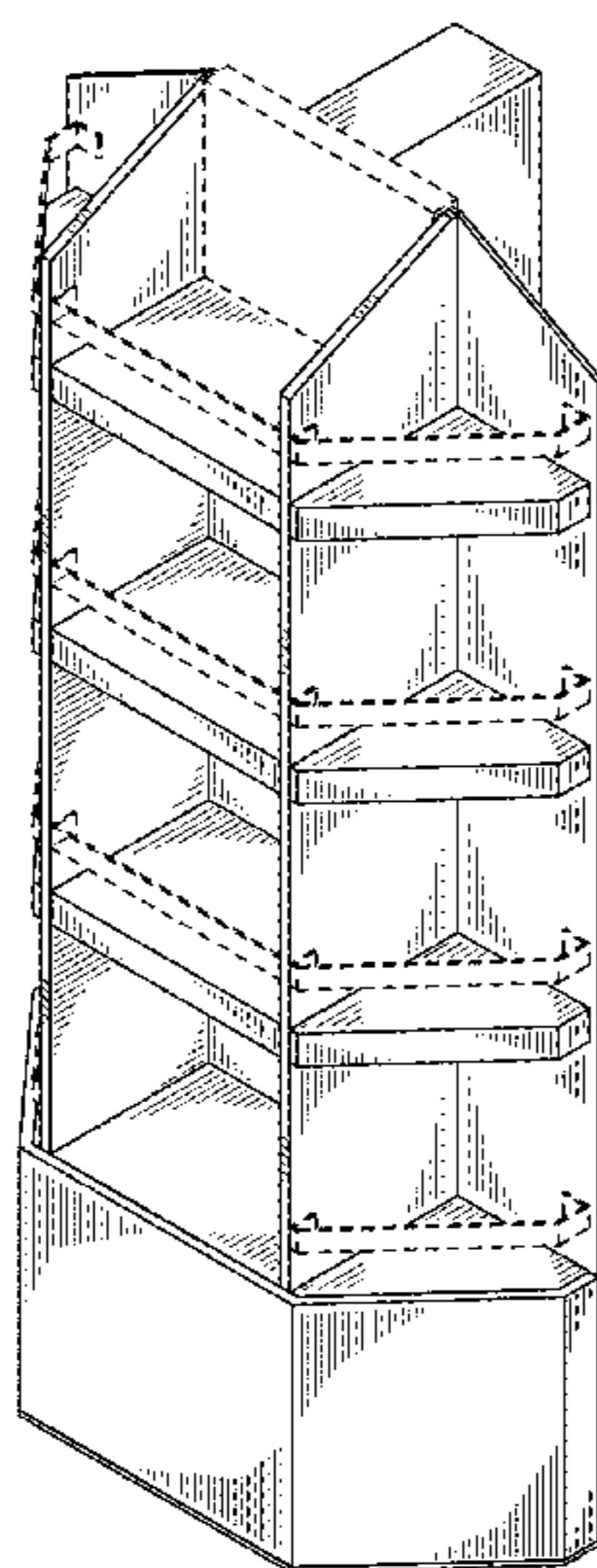
DESCRIPTION

FIG. 1 is a perspective view of a display shelf showing my new design;
FIG. 2 is a front view thereof;
FIG. 3 is a side view thereof, the opposing side being a mirror image;
FIG. 4 is a back view thereof; and,
FIG. 5 is a top view thereof.

The broken lines shown in the drawings are included for purposes of illustrating portions of the display shelf and form no part of the claimed design.

While various elements are shown in the drawings, it is contemplated by the inventor that one or more elements may be removed such as the vertical structure at the center back, the sloped edges at the top, the one or more of the shelves, the bottom edges of the shelves and the front panels at the bottom of the display shelf.

1 Claim, 5 Drawing Sheets



US D699,988 S

Page 2

(56)

References Cited

U.S. PATENT DOCUMENTS

7,988,000 B2 8/2011 Clark et al.
D657,591 S * 4/2012 Sanchez D6/479
8,191,720 B2 6/2012 Clark et al.
D685,206 S 7/2013 Hawkins

D687,183 S * 7/2013 Davis et al. D28/9
D689,306 S * 9/2013 Fishman et al. D6/675.1
D689,715 S * 9/2013 Wong D6/675.1
D690,968 S * 10/2013 Hawkins D6/678.2
2006/0118502 A1 6/2006 Polvere et al.
2009/0026202 A1 1/2009 Osmann
2010/0006529 A1 1/2010 Groff et al.

* cited by examiner

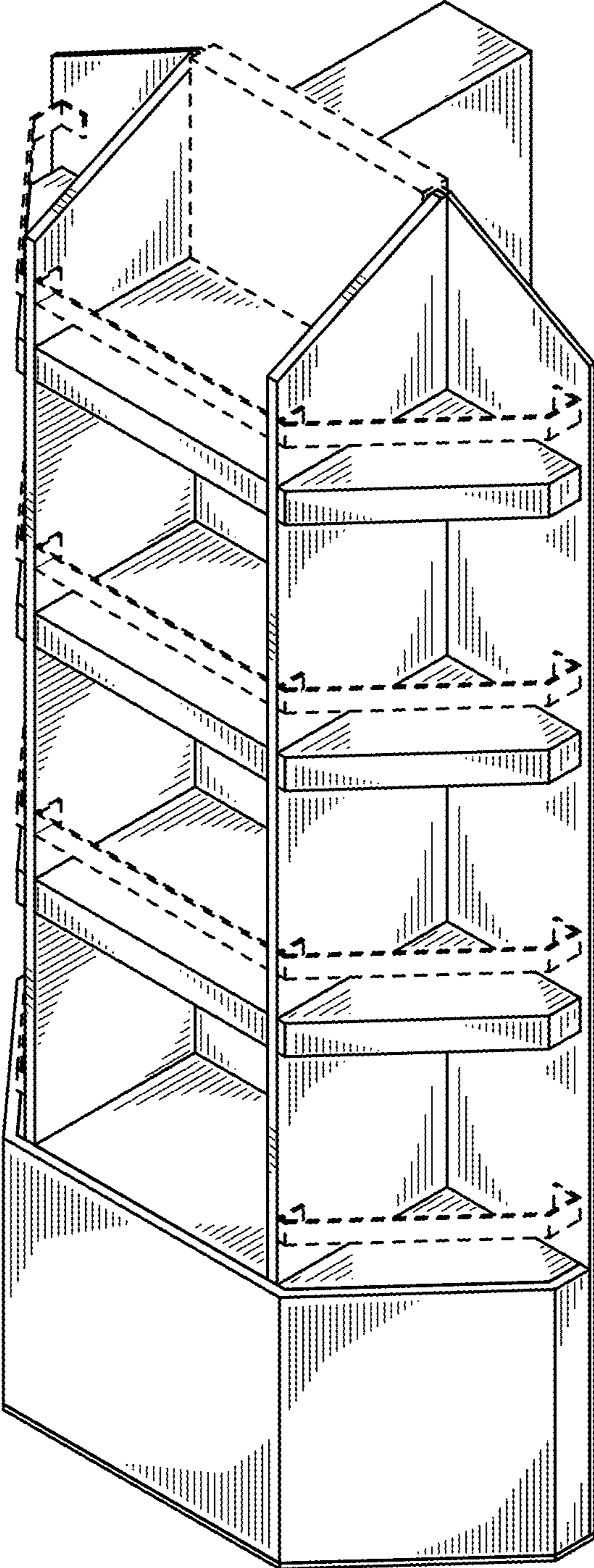


Fig. 1

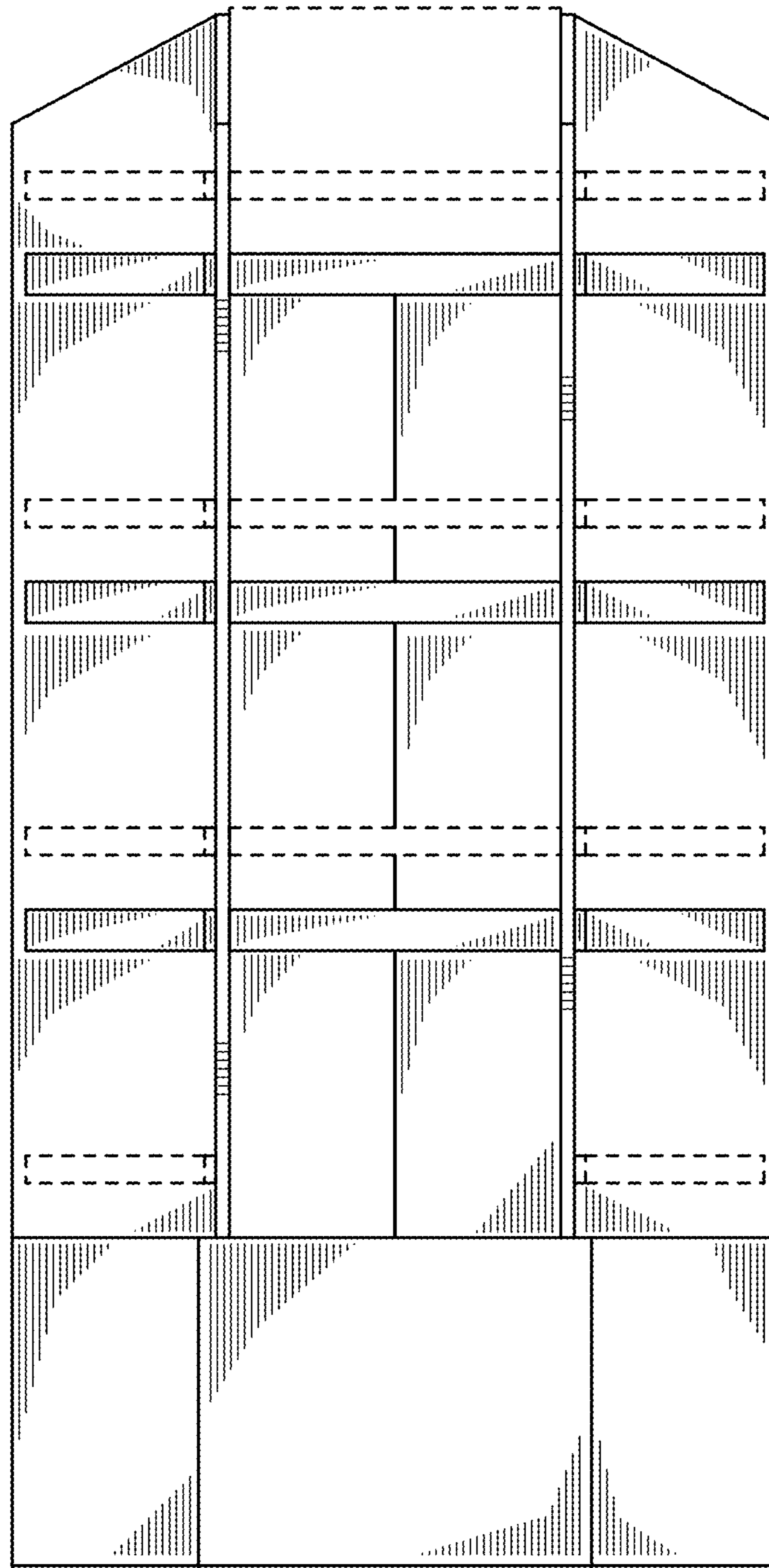


Fig. 2

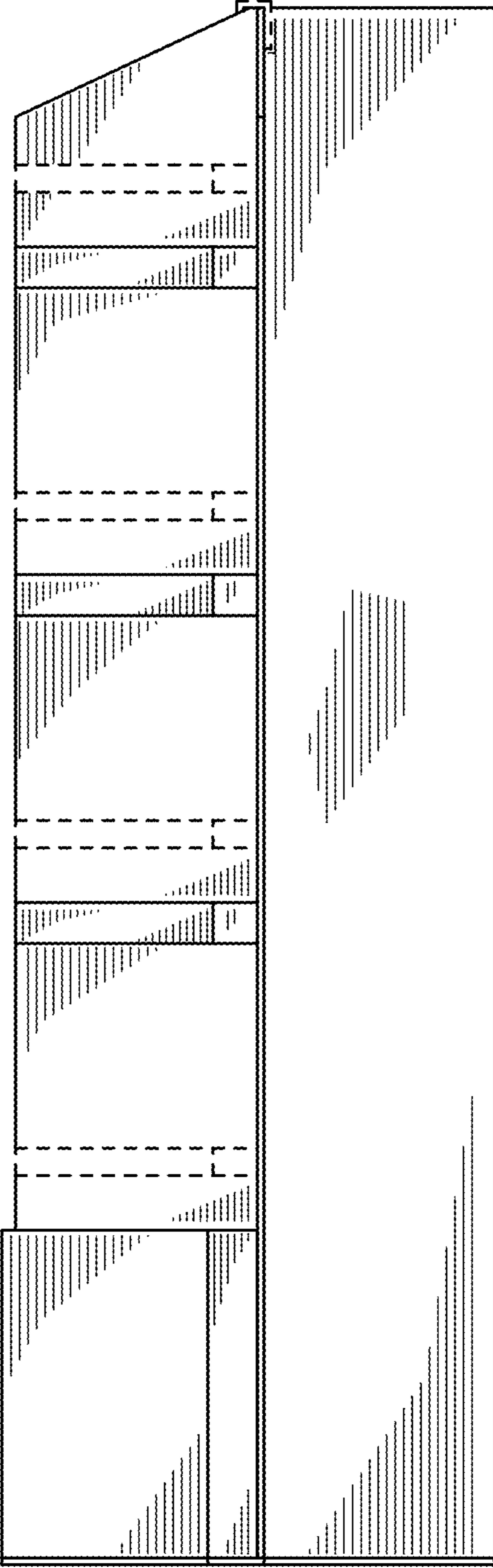


Fig. 3

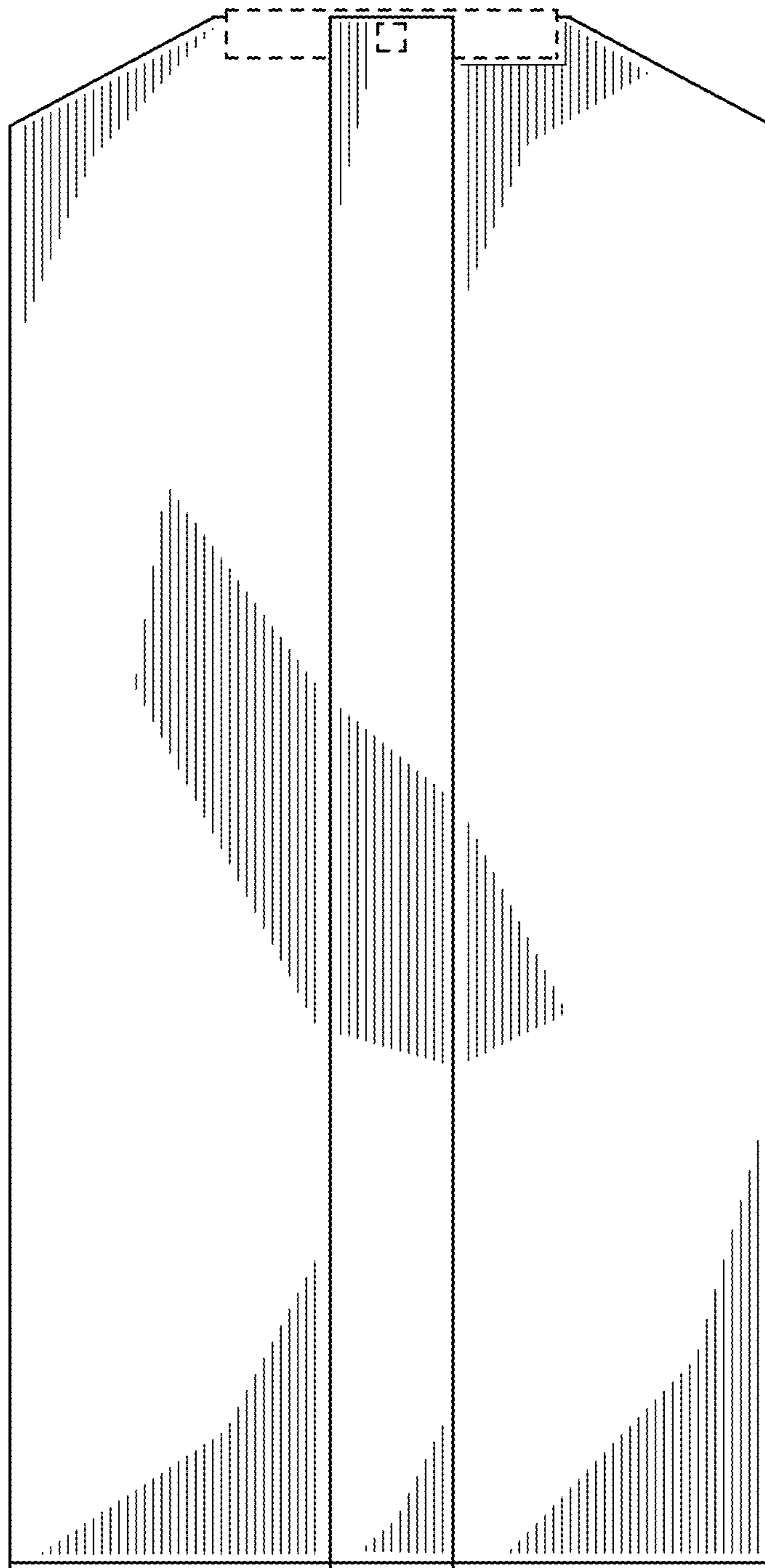


Fig. 4

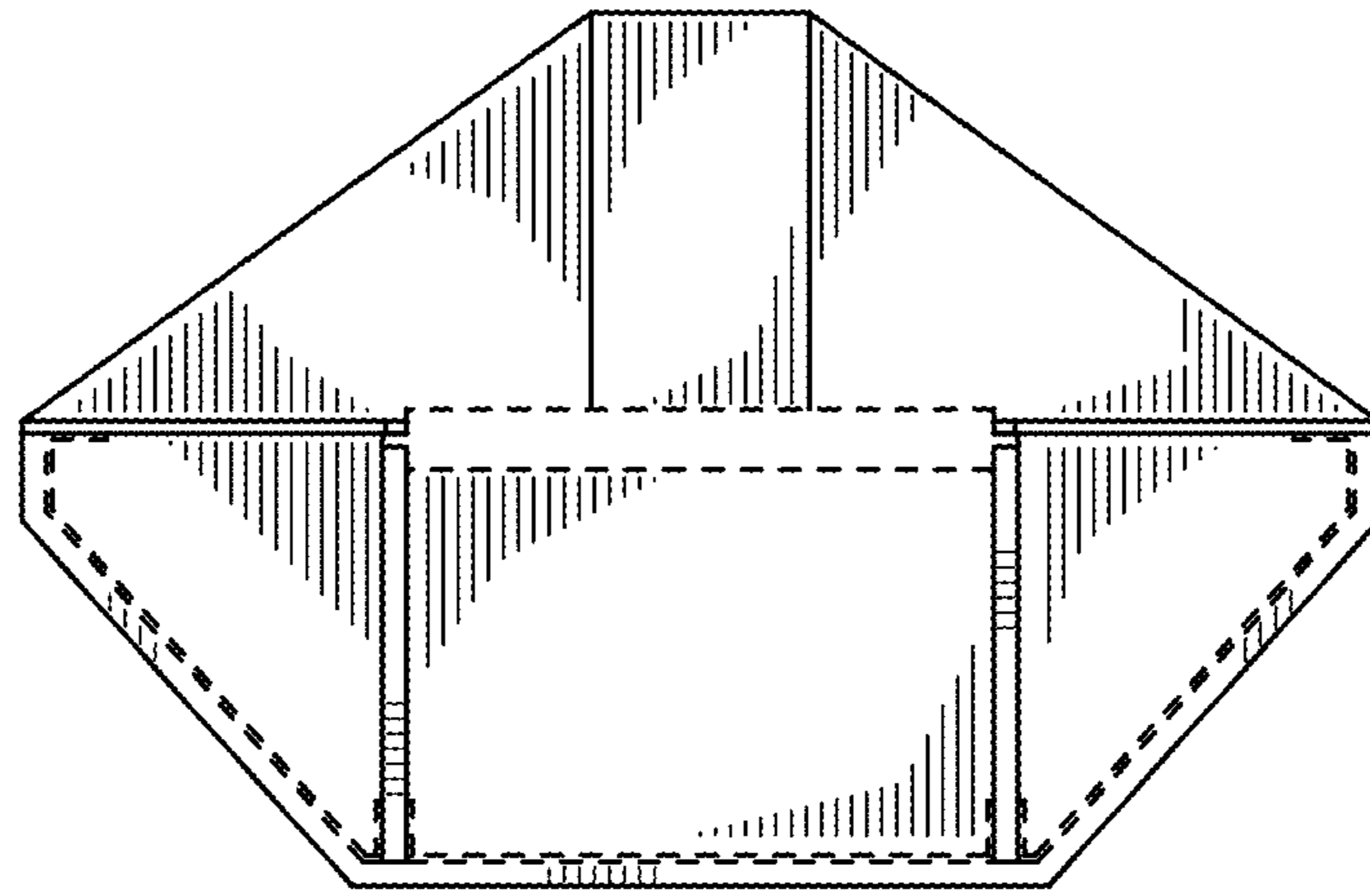


Fig. 5