



US00D699986S

(12) **United States Design Patent**
Tsai

(10) **Patent No.:** **US D699,986 S**

(45) **Date of Patent:** **** Feb. 25, 2014**

- (54) **STACKABLE CAN RACK**
- (71) Applicant: **Tsung-Yu Tsai**, Changhua (TW)
- (72) Inventor: **Tsung-Yu Tsai**, Changhua (TW)
- (**) Term: **14 Years**
- (21) Appl. No.: **29/465,018**
- (22) Filed: **Aug. 22, 2013**
- (51) **LOC (10) Cl.** **06-06**
- (52) **U.S. Cl.**
USPC **D6/675.4**
- (58) **Field of Classification Search**
USPC D6/406, 462–465, 467–468, 476, 675,
D6/675.1, 675.2, 675.3, 675.4;
D34/21–22; 211/59.2, 74, 128, 49.1
See application file for complete search history.

- D446,968 S * 8/2001 Spencer D6/509
- 6,431,375 B2 * 8/2002 Spencer 211/106
- 6,834,768 B2 * 12/2004 Jersey et al. 211/189
- 6,837,387 B2 * 1/2005 De La Fuente 211/181.1
- D524,573 S * 7/2006 Robinson et al. D6/463
- D544,250 S * 6/2007 Daugherty et al. D6/463
- D544,251 S * 6/2007 Daugherty et al. D6/463
- D562,590 S * 2/2008 Colin et al. D6/462
- D579,691 S * 11/2008 Snider D6/463
- D580,193 S * 11/2008 Sparkowski D6/463
- D598,220 S * 8/2009 Sparkowski D6/464
- 7,571,821 B2 * 8/2009 Noble Colin 211/90.03
- D623,439 S * 9/2010 Daniel et al. D6/465
- D630,397 S * 1/2011 Molayem D32/55
- 7,926,667 B2 * 4/2011 Ding et al. 211/41.5
- D653,876 S * 2/2012 Snider D6/462
- D660,052 S * 5/2012 Flores D6/465
- D687,253 S * 8/2013 McIntyre D6/705.6
- 2002/0008074 A1 * 1/2002 Spencer 211/49.1

* cited by examiner

Primary Examiner — Kelley Donnelly

(74) *Attorney, Agent, or Firm* — QuickPatents; Kevin Prince

(56) **References Cited**

U.S. PATENT DOCUMENTS

- D162,397 S * 3/1951 Fink D6/463
- 2,648,442 A * 8/1953 Lowmaster 108/1
- D181,322 S * 10/1957 Streich D6/408
- D185,660 S * 7/1959 Crookes D6/408
- 3,252,434 A * 5/1966 Young, Jr. 108/181
- 3,680,712 A * 8/1972 Jurasek 211/59.2
- 3,915,097 A * 10/1975 Young, Jr. 108/6
- 4,299,327 A * 11/1981 Thauer 211/186
- 4,359,947 A * 11/1982 Marschak 108/1
- 4,531,646 A * 7/1985 Howard 211/150
- 4,546,887 A * 10/1985 Cohn 211/49.1
- D288,640 S * 3/1987 Campbell D6/465
- 4,978,013 A * 12/1990 Hogg 211/133.2
- D317,094 S * 5/1991 Weinberg et al. D6/463
- D321,609 S * 11/1991 Dardashti D6/408
- RE33,913 E * 5/1992 Kral et al. 211/59.2
- 5,383,562 A * 1/1995 Gay 211/181.1
- D398,460 S * 9/1998 Gerstner D6/463
- 5,816,419 A * 10/1998 Lamson 211/150

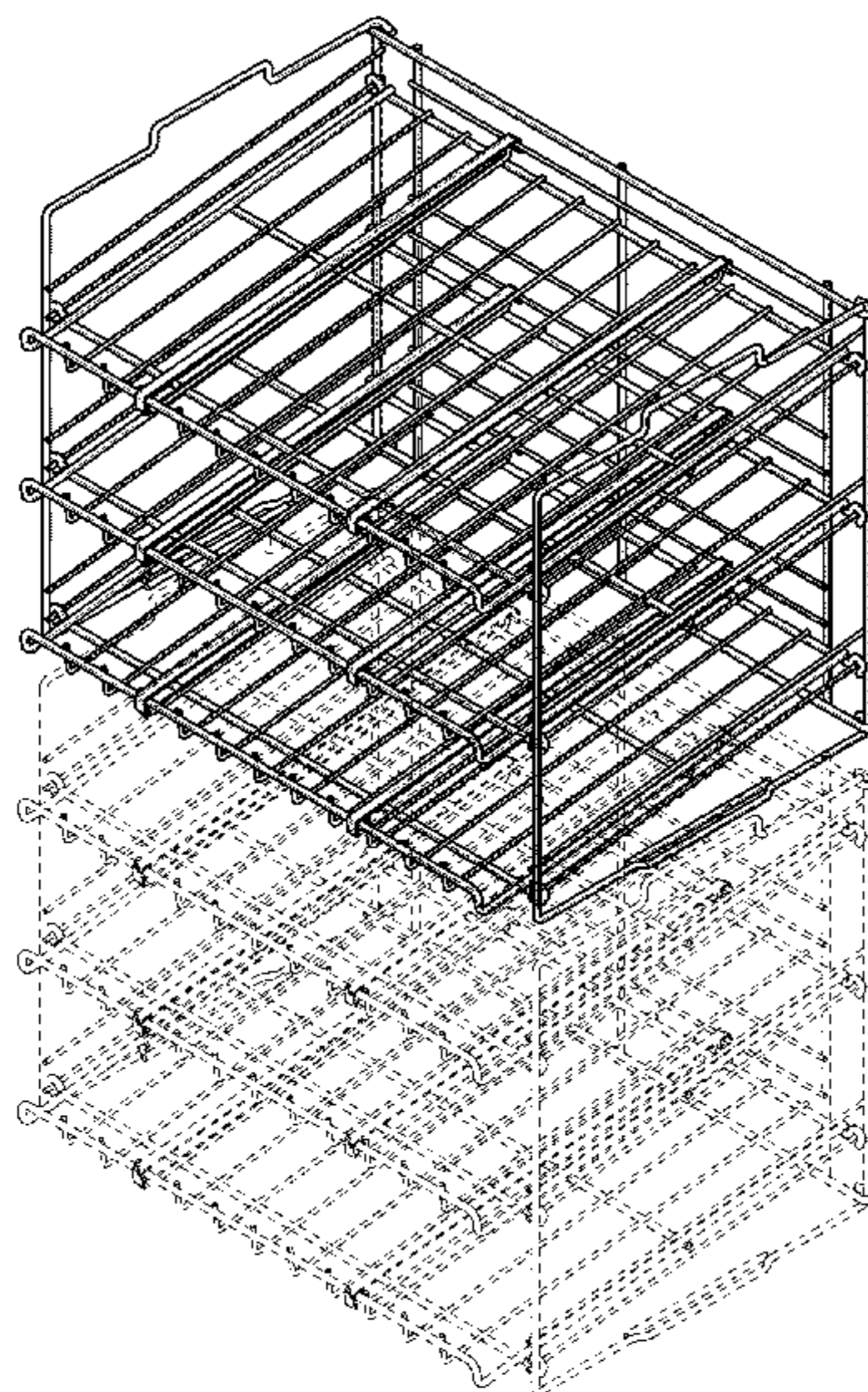
(57) **CLAIM**

I claim the ornamental design for a stackable can rack, as shown and described.

DESCRIPTION

FIG. 1 is a perspective view of a stackable can rack, showing my new design;
 FIG. 2 is a front elevational view thereof;
 FIG. 3 is a rear elevational view thereof;
 FIG. 4 is a right-side elevational view thereof, the left-side elevational view being a mirror image thereof;
 FIG. 5 is a top plan view thereof; and,
 FIG. 6 is a bottom plan view thereof.
 The broken lines showing an additional stackable can rack form no part of the claimed design.

1 Claim, 4 Drawing Sheets



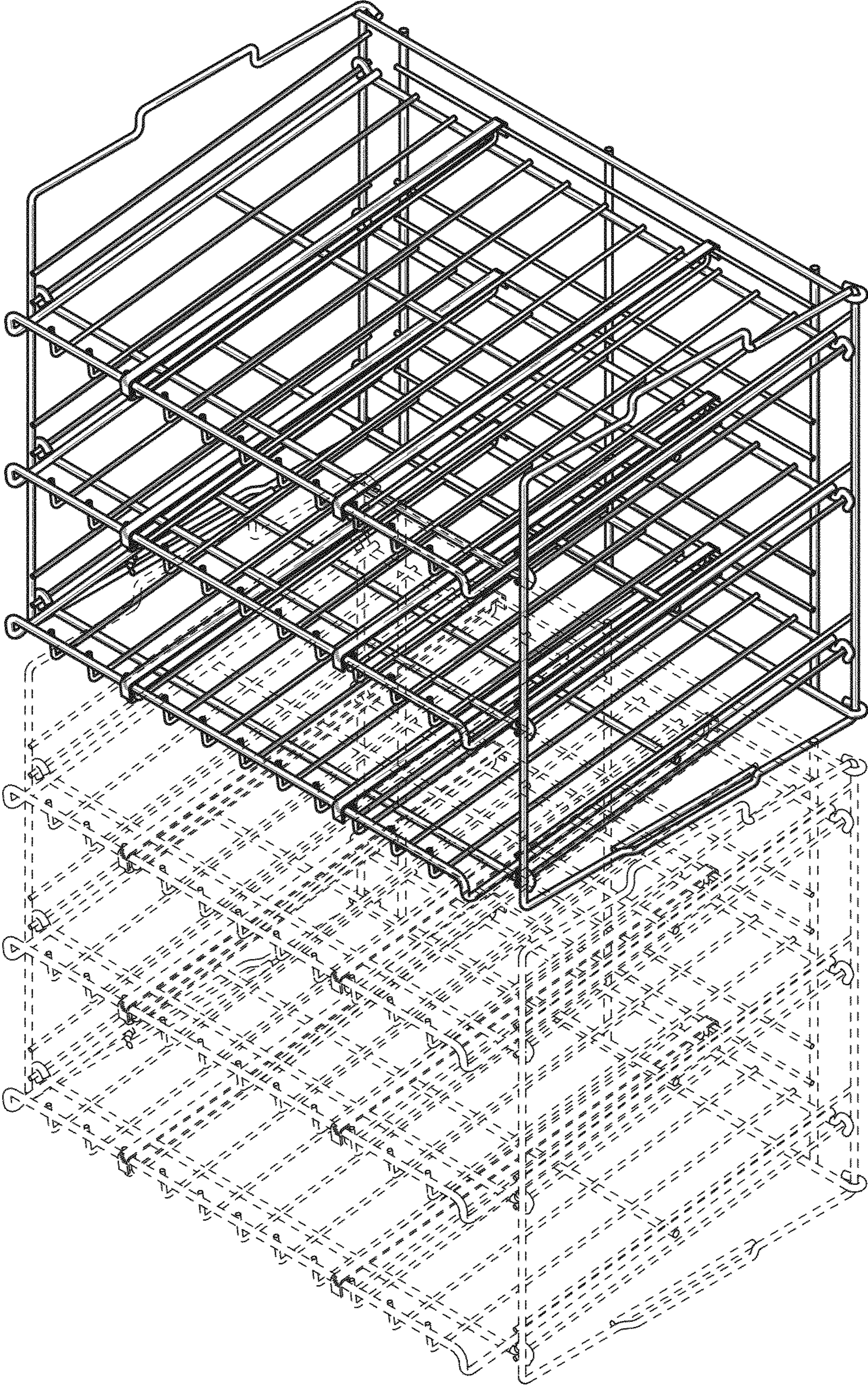


FIG. 1

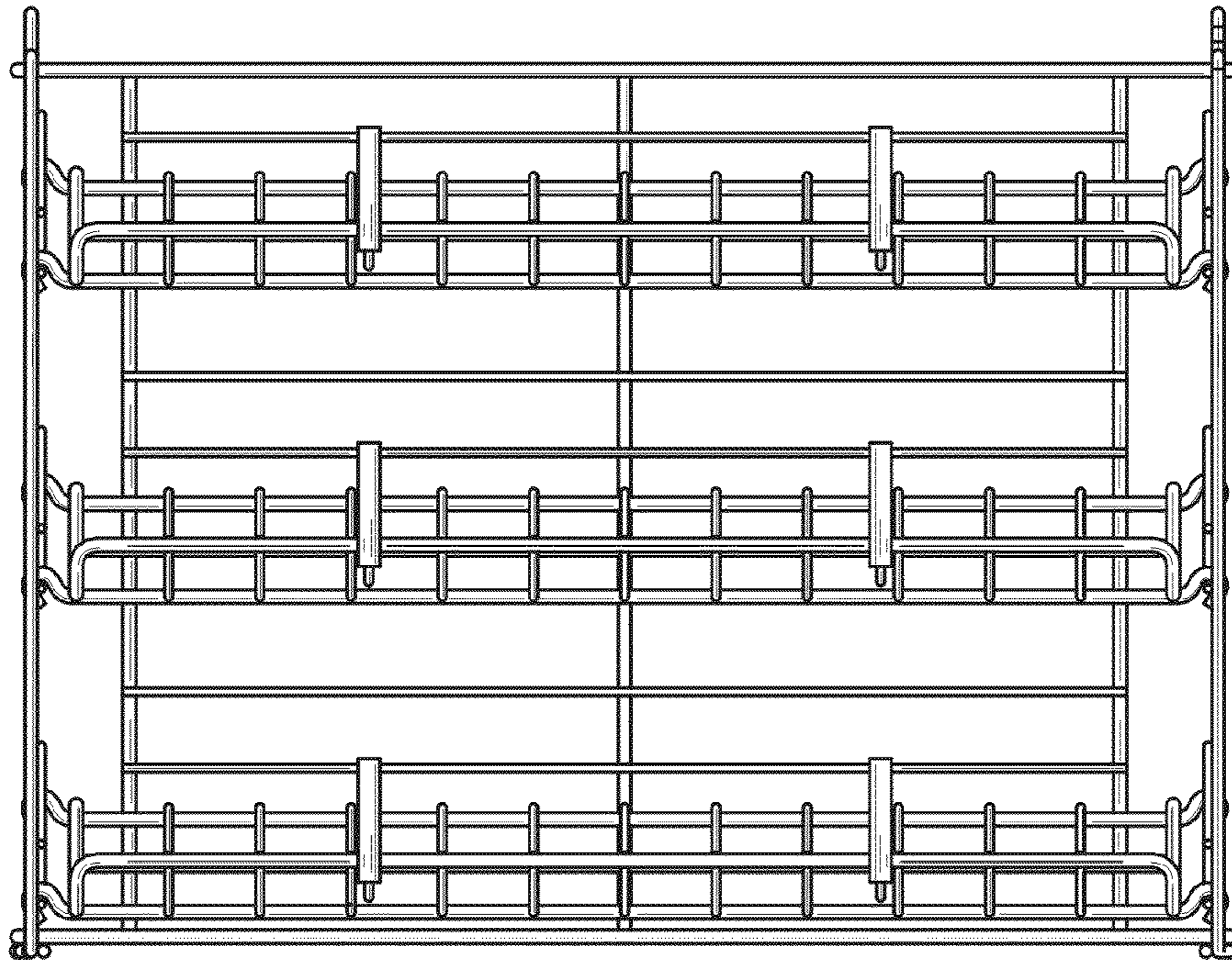


FIG. 2

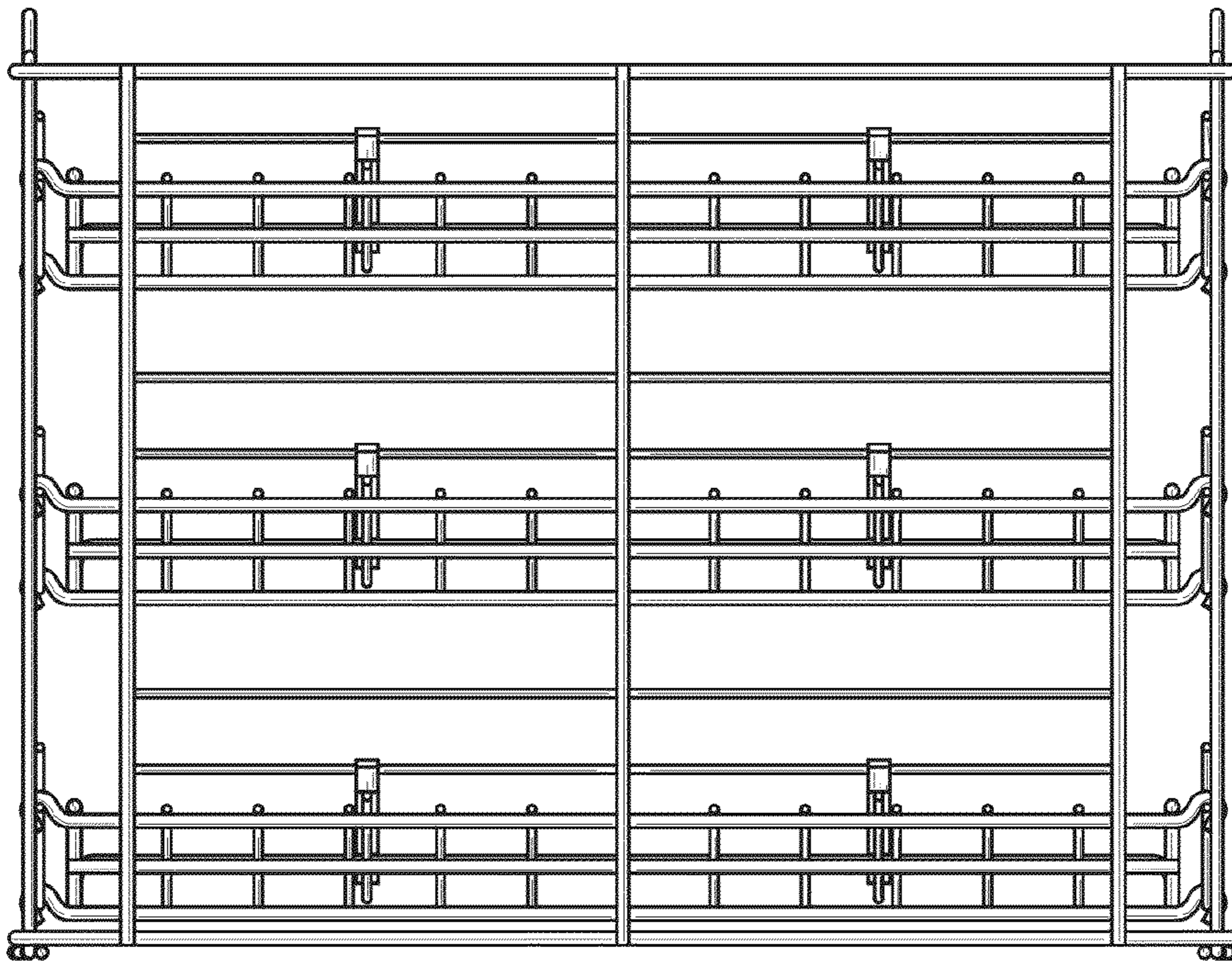


FIG. 3

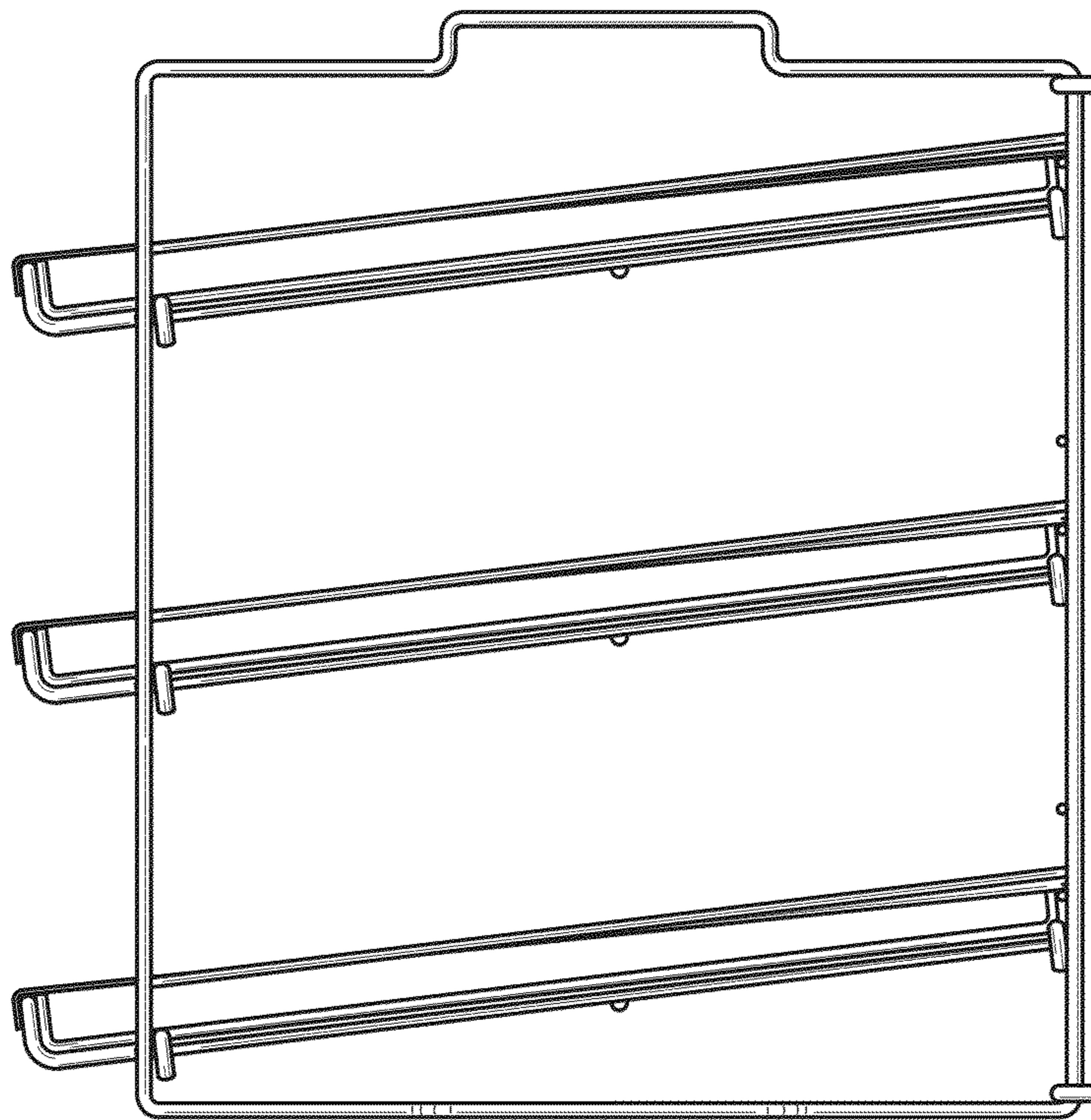


FIG. 4

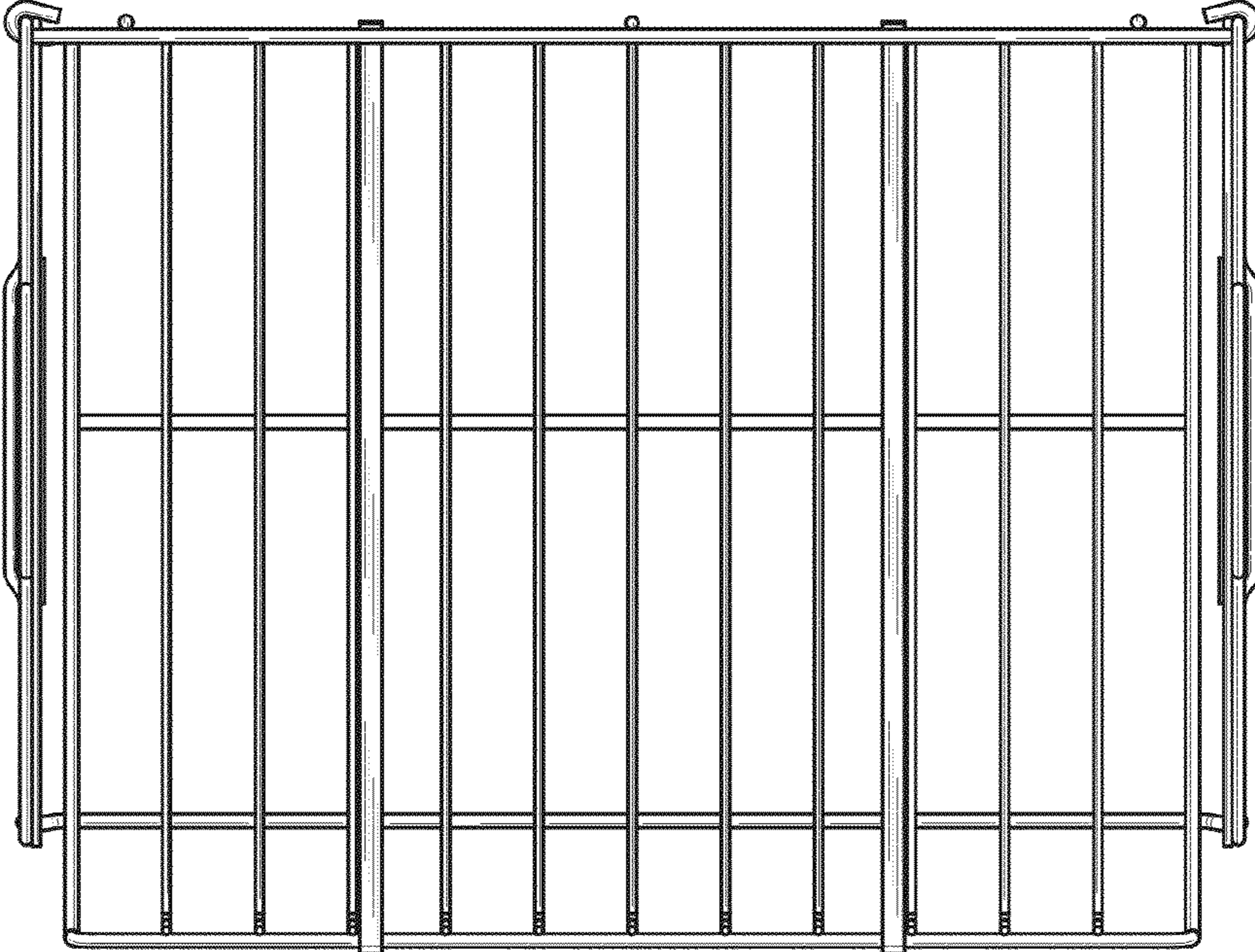


FIG. 5

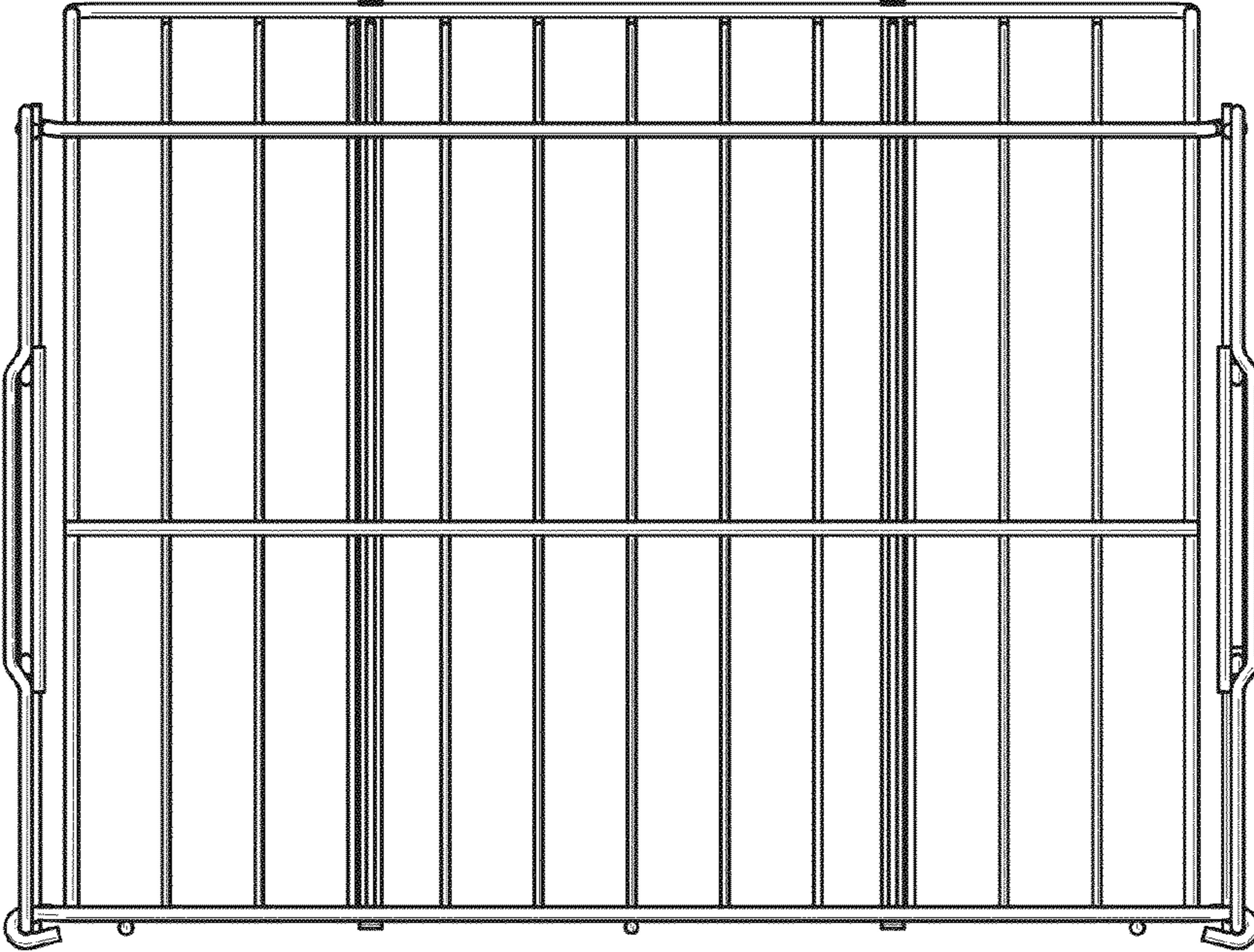


FIG. 6