



US00D699942S

(12) **United States Design Patent**  
**Mather**

(10) **Patent No.:** **US D699,942 S**

(45) **Date of Patent:** **\*\* Feb. 25, 2014**

(54) **BACKPACK**

(71) Applicant: **Thule Organization Solutions, Inc.**,  
Longmont, CO (US)

(72) Inventor: **Ryan W. Mather**, Boulder, CO (US)

(73) Assignee: **Thule Organization Solutions, Inc.**,  
Longmont, CO (US)

(\*\*) Term: **14 Years**

(21) Appl. No.: **29/458,160**

(22) Filed: **Jun. 17, 2013**

(51) **LOC (10) Cl.** ..... **03-01**

(52) **U.S. Cl.**  
USPC ..... **D3/216; D3/217**

(58) **Field of Classification Search**  
USPC ..... D3/201, 213, 214, 215, 216, 217, 218,  
D3/231, 232, 267, 273, 289, 290; 224/153,  
224/155, 575, 576, 578, 579, 581, 613, 617,  
224/627, 630, 637, 644, 645, 650, 653,  
224/657; 5/413 R; 441/80; 290/10

See application file for complete search history.

(56) **References Cited**

**U.S. PATENT DOCUMENTS**

D197,546 S	2/1964	Motokane	
4,018,369 A	4/1977	Jaeger	
D249,189 S	8/1978	Stewart	
4,318,502 A	3/1982	Lowe et al.	
4,368,835 A	1/1983	Murphy	
4,420,103 A	12/1983	Douglass	
5,632,429 A *	5/1997	Cantwell	224/630
6,164,509 A	12/2000	Gausling et al.	
D441,186 S	5/2001	Daboudet	
6,243,892 B1	6/2001	Kelling	
D484,686 S *	1/2004	Nordstrom et al.	D3/217
D488,926 S	4/2004	Domotor	
D510,660 S	10/2005	Suppancig	

D511,620 S	11/2005	Van Himbeeck	
D548,455 S *	8/2007	Aliberti et al.	D3/216
D550,448 S	9/2007	Boje et al.	
D552,844 S *	10/2007	Shor et al.	D3/216
D552,845 S *	10/2007	Shor et al.	D3/217
D553,349 S *	10/2007	Aliberti et al.	D3/216
D557,009 S *	12/2007	Elmberg et al.	D3/217
D560,069 S	1/2008	Greiner	
D569,099 S *	5/2008	Gossett	D3/217
D604,503 S	11/2009	Patadia et al.	
7,617,956 B1 *	11/2009	Sabbah	224/153

(Continued)

**OTHER PUBLICATIONS**

U.S. Appl. No. 29/432,002, filed Sep. 12, 2012, Taylor.

(Continued)

*Primary Examiner* — Caron D Veynar

*Assistant Examiner* — Martie K Holtje

(74) *Attorney, Agent, or Firm* — Sheridan Ross P.C.

(57) **CLAIM**

The ornamental design for a backpack, as shown and described.

**DESCRIPTION**

FIG. 1 is a perspective view of the backpack showing the new design;

FIG. 2 is a front elevation view thereof;

FIG. 3 is a rear elevation view thereof;

FIG. 4 is a right elevation view thereof;

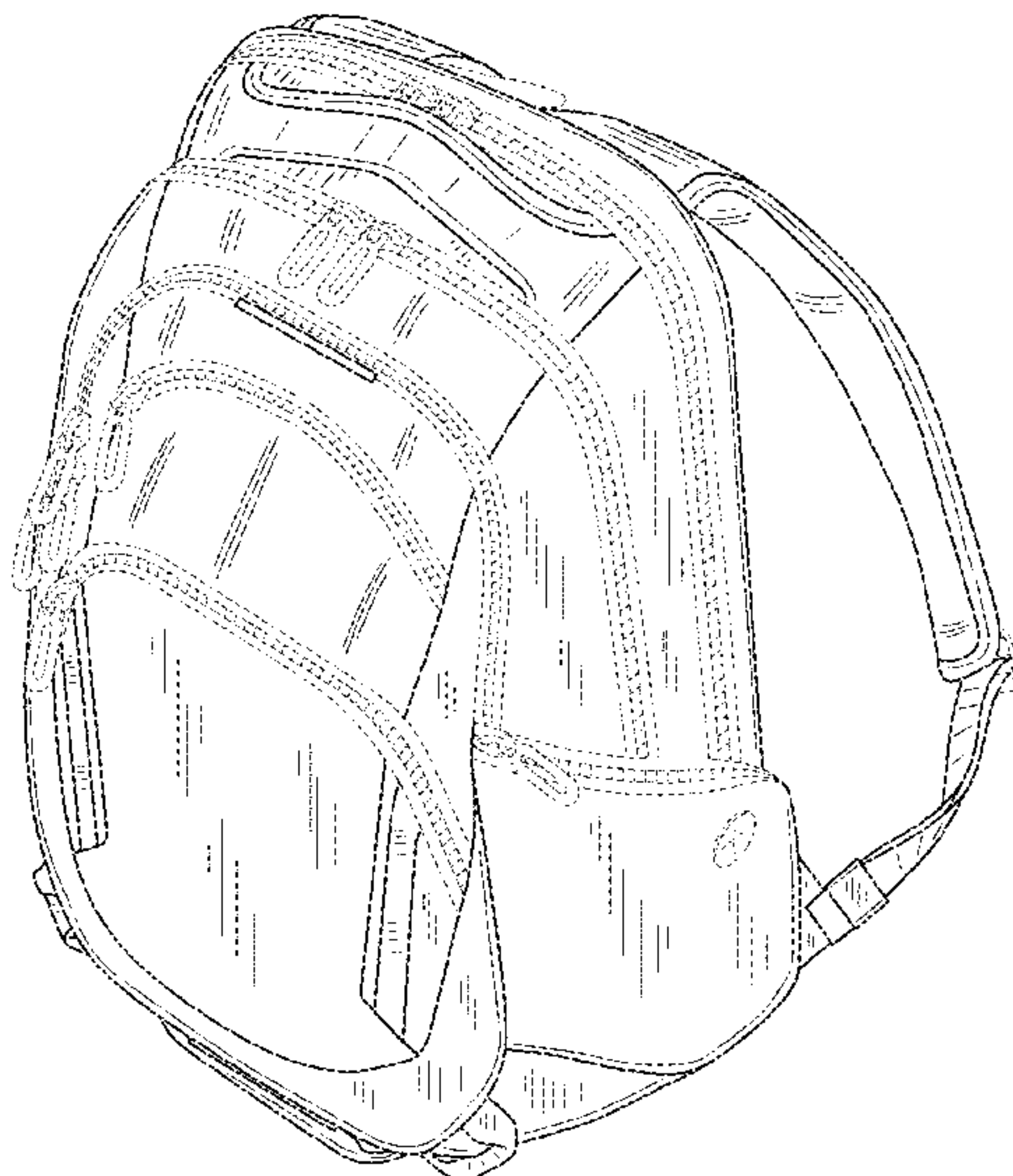
FIG. 5 is a left elevation view thereof;

FIG. 6 is a top plan view thereof; and,

FIG. 7 is a bottom plan view thereof.

The structural features depicted by broken lines in the drawing views have been shown for the purpose of illustrating portions of the backpack that form no part of the claimed design.

**1 Claim, 7 Drawing Sheets**



(56)

References Cited

OTHER PUBLICATIONS

U.S. PATENT DOCUMENTS

D605,397 S \* 12/2009 Shor et al. .... D3/217  
D610,797 S \* 3/2010 Shor et al. .... D3/217  
7,851,932 B2 \* 12/2010 Rome et al. .... 290/10  
D641,973 S 7/2011 Quehl  
7,971,764 B2 7/2011 Sabbah  
D642,791 S 8/2011 Quehl  
8,123,581 B2 2/2012 Aschauer  
8,157,138 B2 4/2012 Leyendecker  
D673,363 S \* 1/2013 Crandall ..... D3/217  
2008/0029562 A1 2/2008 Hawkins et al.  
2008/0251550 A1 \* 10/2008 Tong ..... 224/153  
2010/0140307 A1 \* 6/2010 Almoumen ..... 224/155

U.S. Appl. No. 29/432,004, filed Sep. 12, 2012, Taylor.  
U.S. Appl. No. 29/432,006, filed Sep. 12, 2012, Taylor.  
U.S. Appl. No. 29/458,162, filed Jun. 17, 2013, Mather.  
U.S. Appl. No. 29/458,164, filed Jun. 17, 2013, Mather.  
Official Action for U.S. Appl. No. 29/432,004 mailed Sep. 25, 2013,  
8 pages.  
U.S. Appl. No. 29/441,555, filed Jan. 7, 2013, Zwetzig.  
U.S. Appl. No. 29/459,581, filed Jul. 1, 2013, Zwetzig.  
Notice of Allowance for U.S. Appl. No. 29/432,002 mailed Sep. 30,  
2013, 10 pages.  
Notice of Allowance for U.S. Appl. No. 29/441,555 mailed Oct. 1,  
2013, 7 pages.

\* cited by examiner

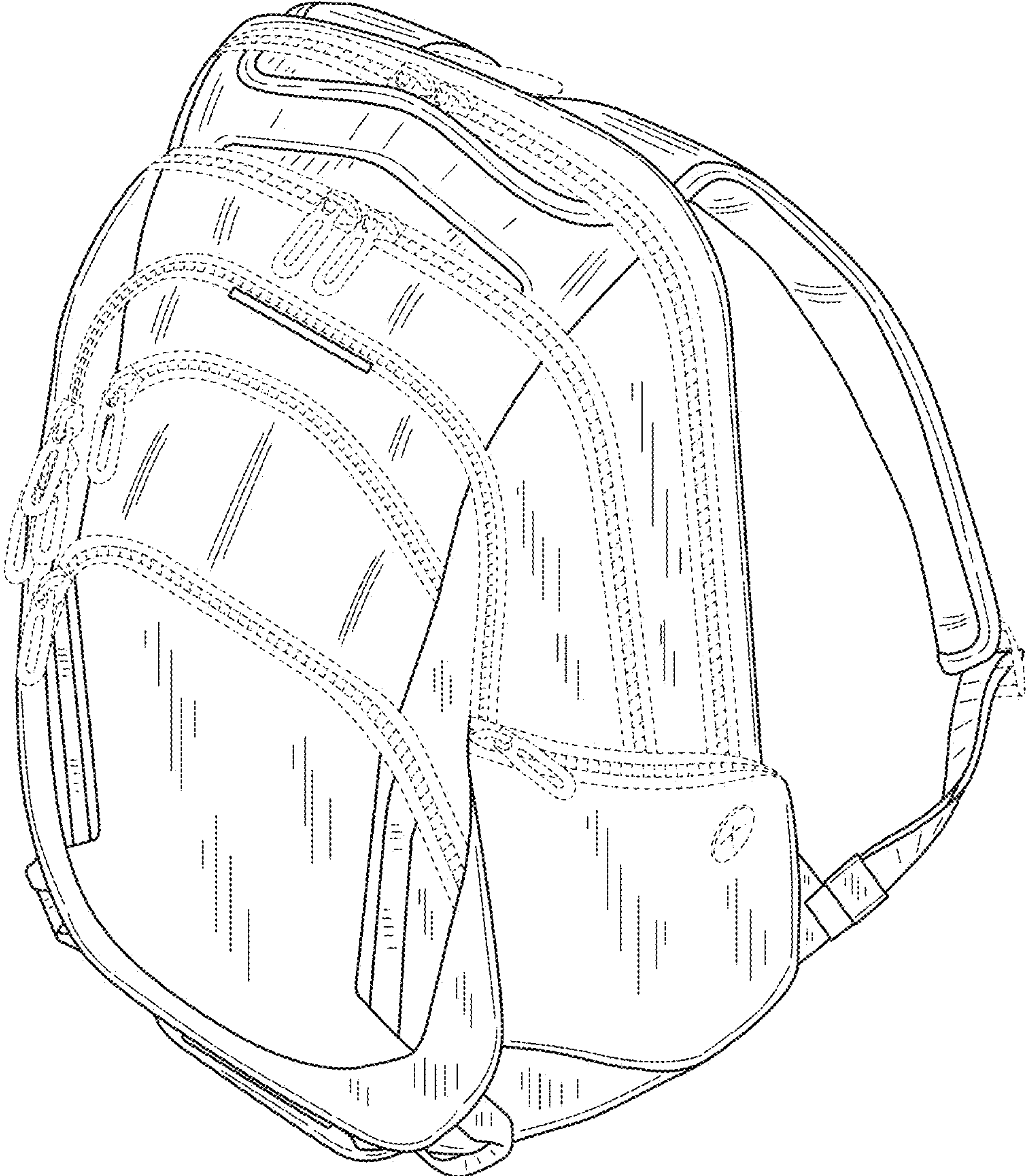


FIG. 1



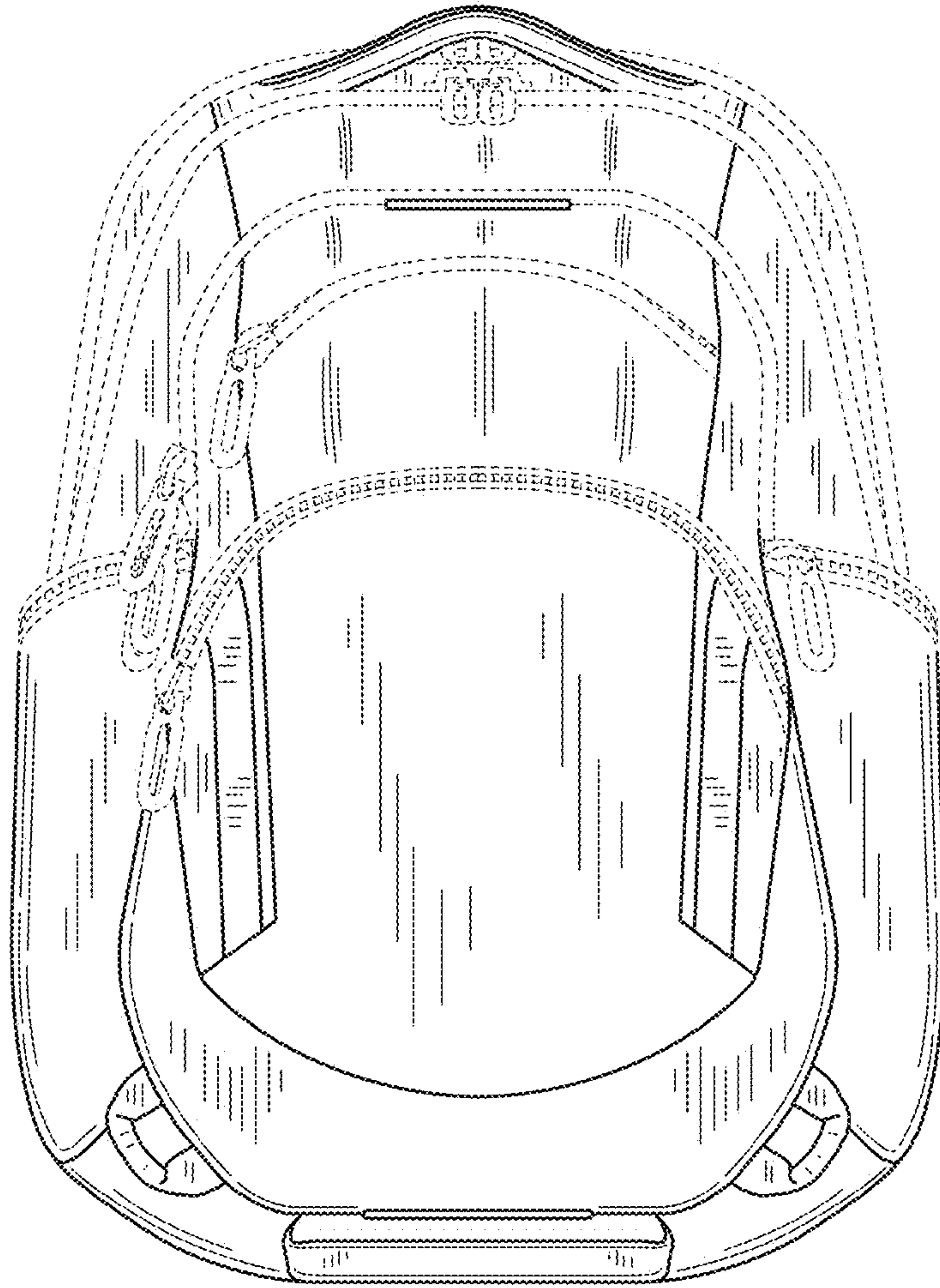


FIG. 2

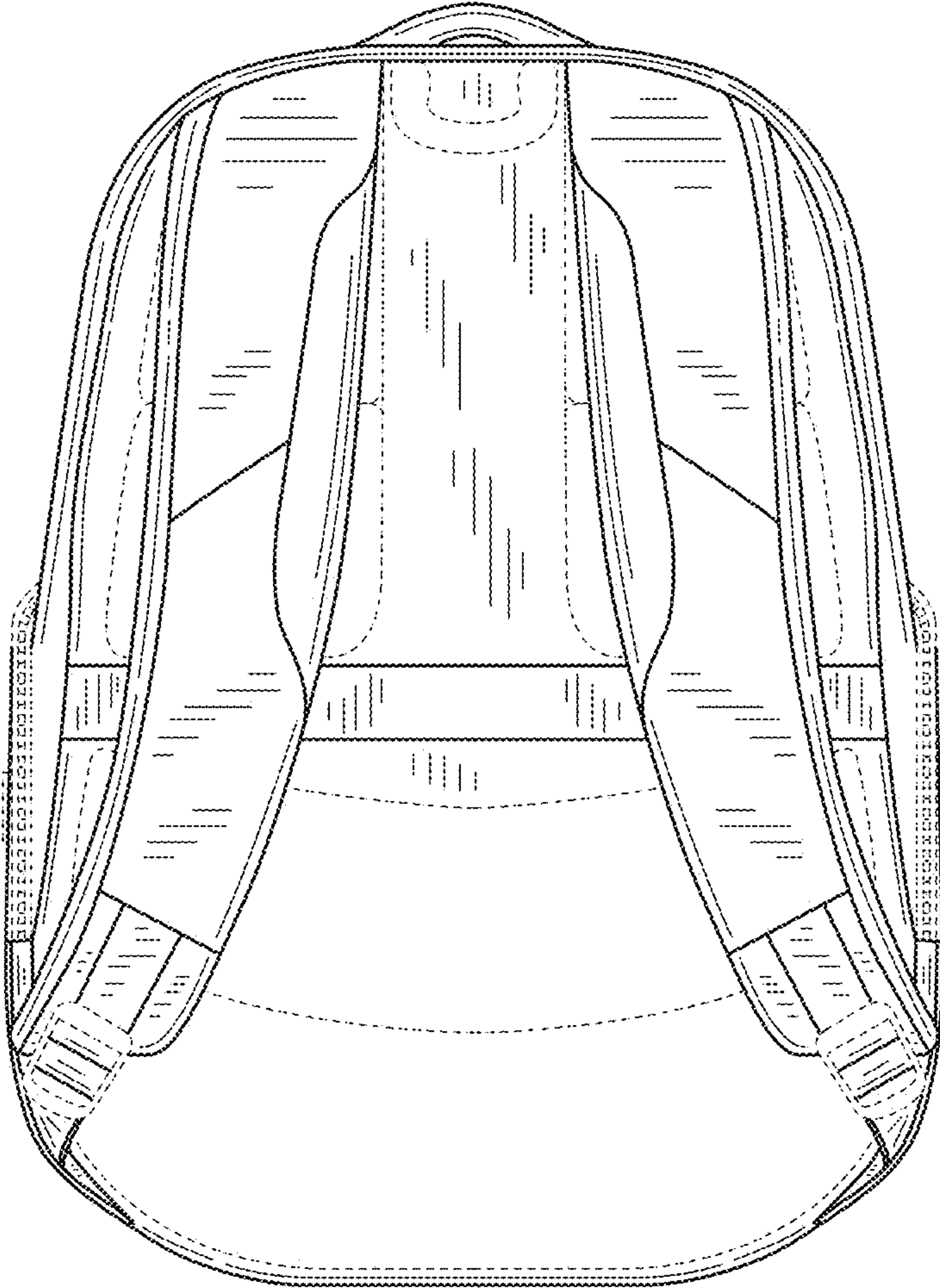


FIG.3

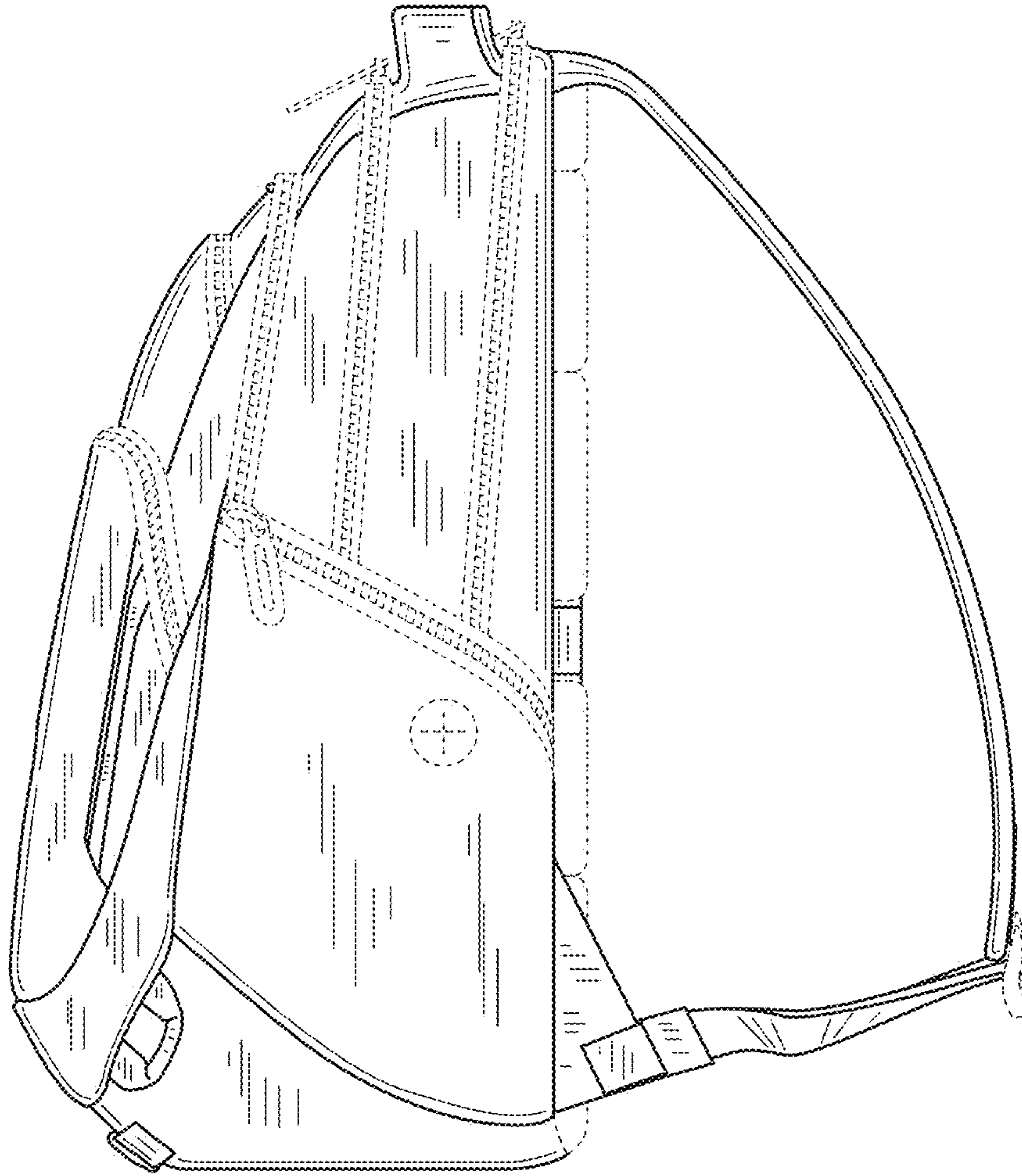


FIG.4

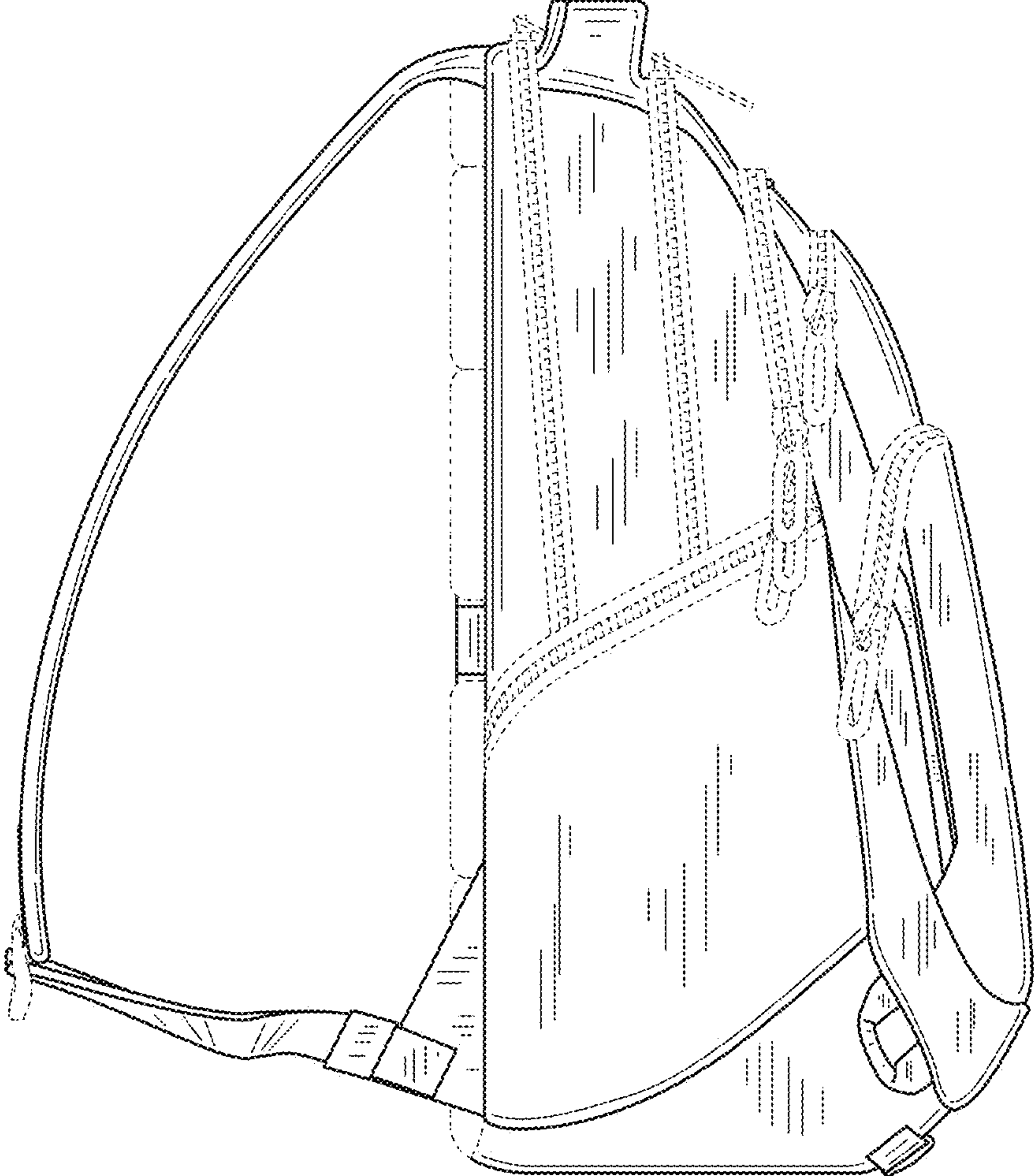


FIG. 5



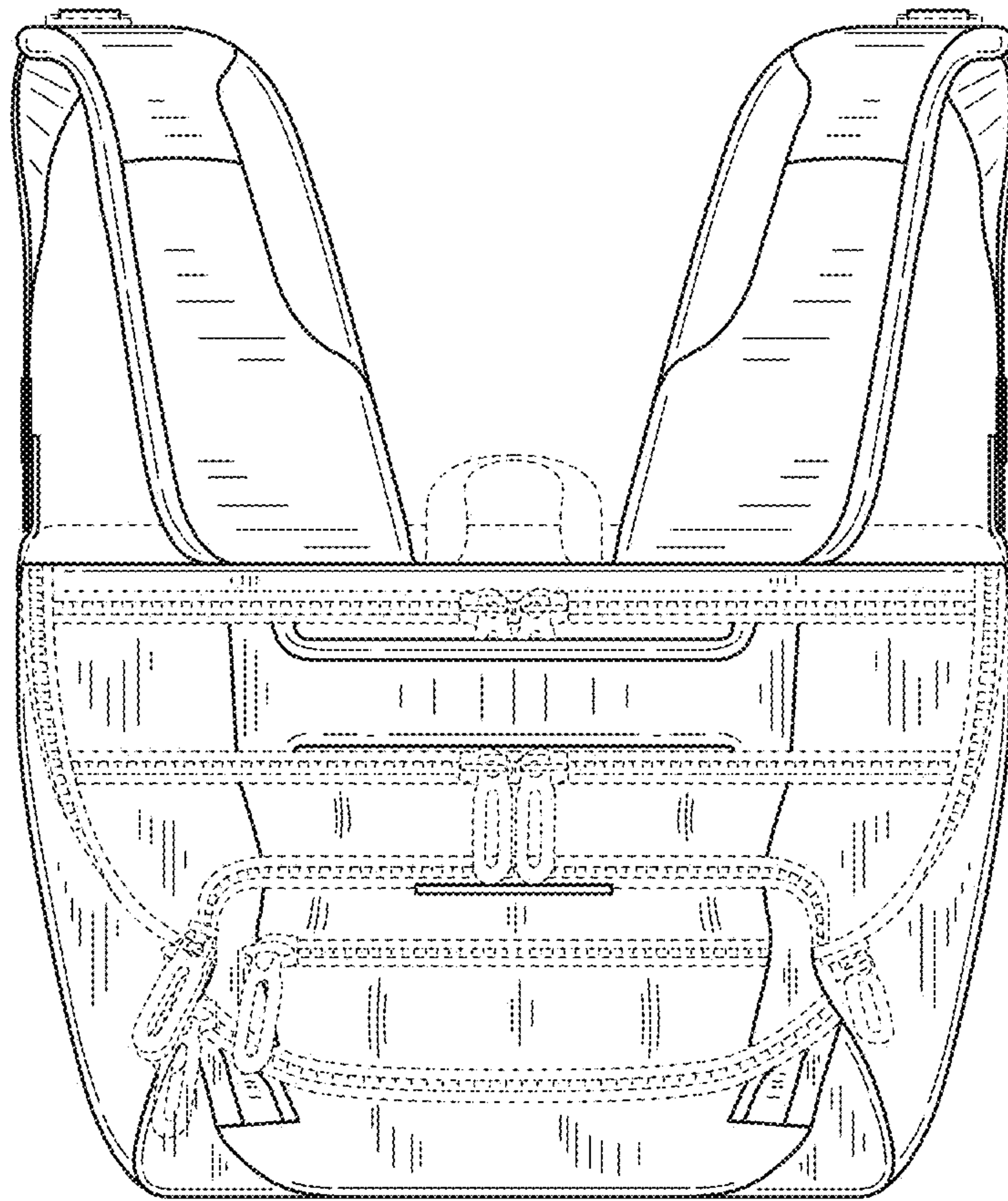


FIG.6



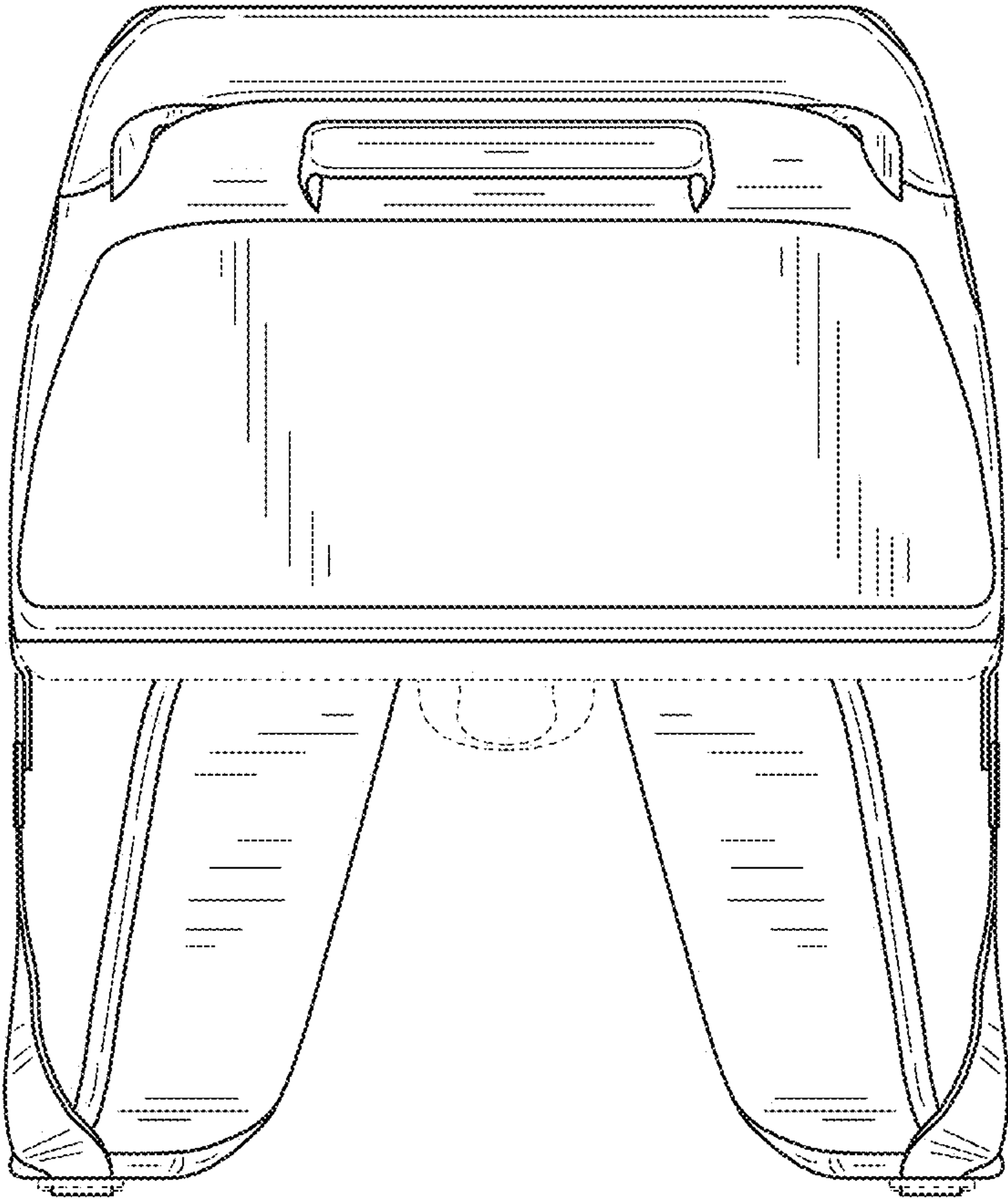


FIG.7