



US00D699940S

(12) **United States Design Patent**
Robert

(10) **Patent No.:** **US D699,940 S**
(45) **Date of Patent:** **** Feb. 25, 2014**

(54) **BACKPACK**

(71) Applicant: **Plano Molding Company**, Plano, TX
(US)

(72) Inventor: **Jay Robert**, Star, ID (US)

(73) Assignee: **Plano Molding Company**, Plano, IL
(US)

(**) Term: **14 Years**

(21) Appl. No.: **29/457,448**

(22) Filed: **Jun. 10, 2013**

(51) **LOC (10) Cl.** **03-01**

(52) **U.S. Cl.**
USPC **D3/216; D3/217**

(58) **Field of Classification Search**
USPC D3/201, 213, 214, 215, 216, 217, 218,
D3/231, 232, 267, 273, 289, 290; 224/153,
224/155, 575, 576, 578, 579, 581, 586, 613,
224/617, 627, 637, 644, 645, 650, 653,
224/657; 441/80; 5/413 R; 190/1
See application file for complete search history.

(56) **References Cited**

U.S. PATENT DOCUMENTS

4,318,502 A * 3/1982 Lowe et al. 224/153
6,216,926 B1 * 4/2001 Pratt 224/153
6,243,892 B1 * 6/2001 Kelling 5/413 R
D550,448 S * 9/2007 Boje et al. D3/217

D603,157 S * 11/2009 Hutchinson D3/217
7,851,932 B2 * 12/2010 Rome et al. 290/10
D641,973 S * 7/2011 Quehl D3/217
D642,791 S * 8/2011 Quehl D3/217
8,123,581 B2 * 2/2012 Aschauer 441/80
8,157,138 B2 * 4/2012 Leyendecker 224/637
D665,573 S * 8/2012 Crandall D3/217
D673,363 S * 1/2013 Crandall D3/217
2005/0230445 A1 * 10/2005 Woo 224/576
2008/0029562 A1 * 2/2008 Hawkins et al. 224/153
2008/0116026 A1 * 5/2008 Bass et al. 190/1
2012/0031936 A1 * 2/2012 Hairston et al. 224/153

* cited by examiner

Primary Examiner — Caron D Veynar

Assistant Examiner — Martie K Holtje

(74) *Attorney, Agent, or Firm* — McGuireWoods LLP

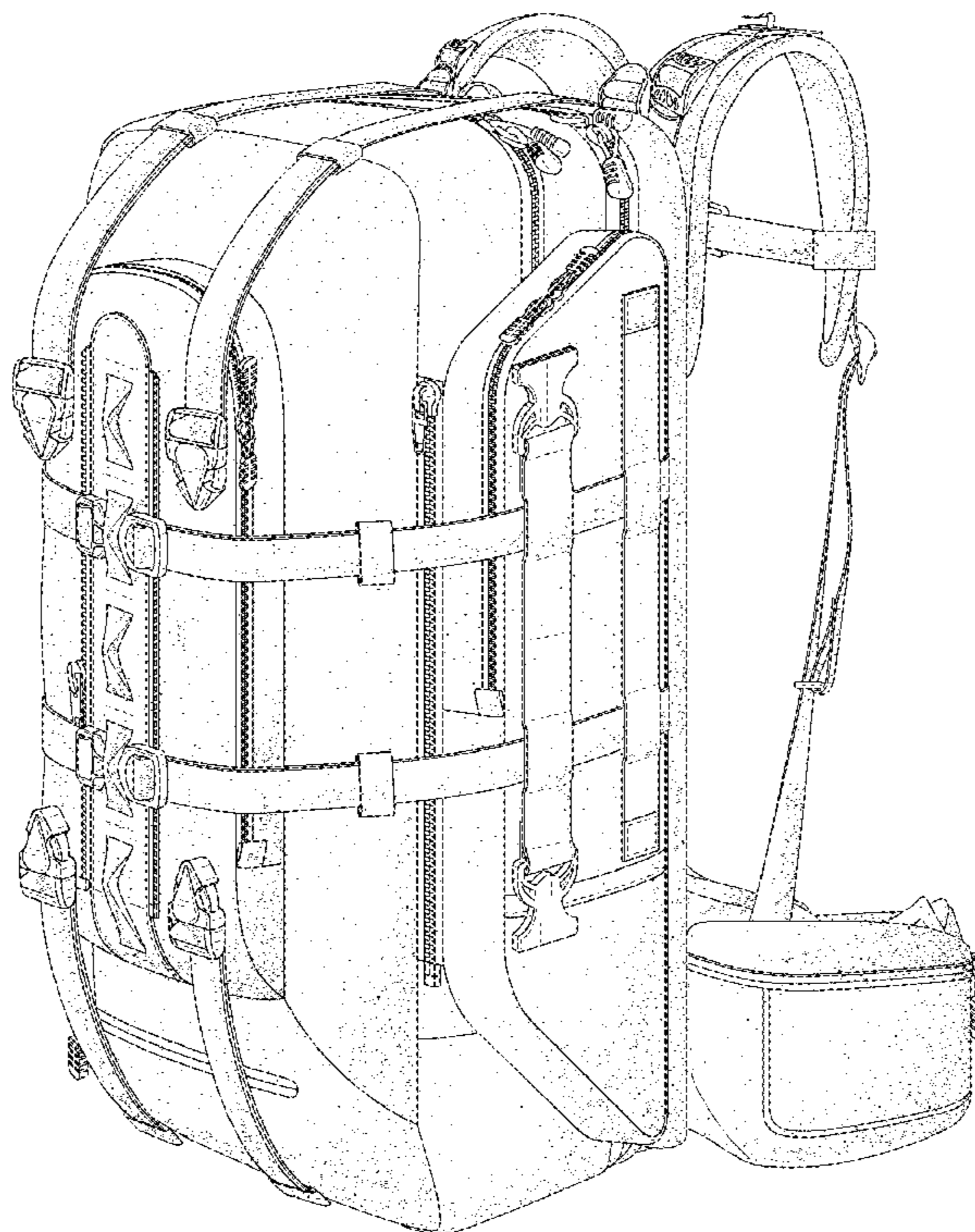
(57) **CLAIM**

The ornamental design for a backpack, as shown and described.

DESCRIPTION

FIG. 1 is a right-front perspective view of the backpack;
FIG. 2 is a rear view of the backpack shown in FIG. 1;
FIG. 3 is a front view of the backpack shown in FIG. 1;
FIG. 4 is a right-side view of the backpack shown in FIG. 1;
FIG. 5 is a left-side view of the backpack shown in FIG. 1;
FIG. 6 is a top view of the backpack shown in FIG. 1; and,
FIG. 7 is a bottom view of the backpack shown in FIG. 1.
The subject matter shown in dashed lines, and any surfaces of
the design not shown, including interior surfaces, form no
part of the claimed invention.

1 Claim, 7 Drawing Sheets



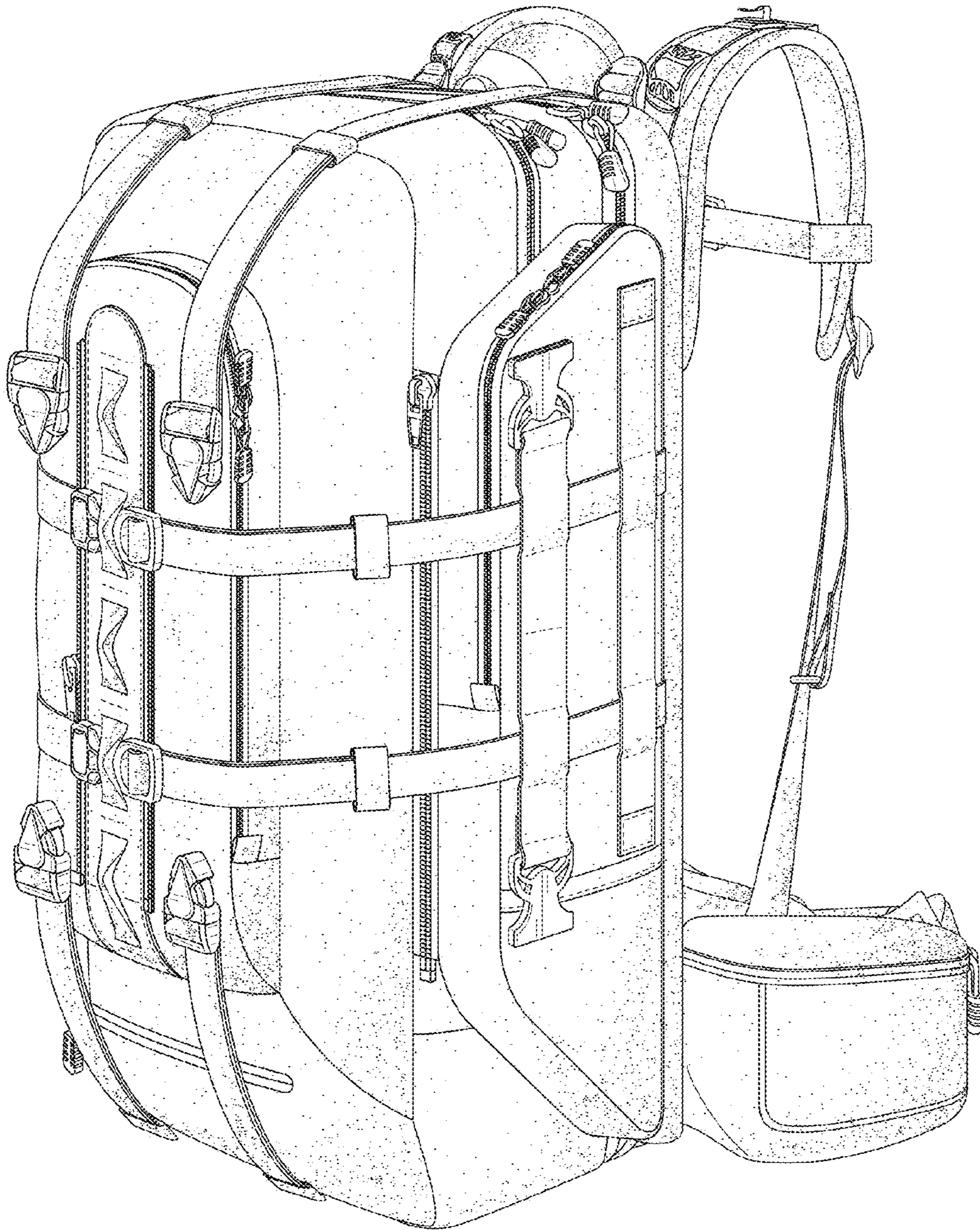


FIG. 1

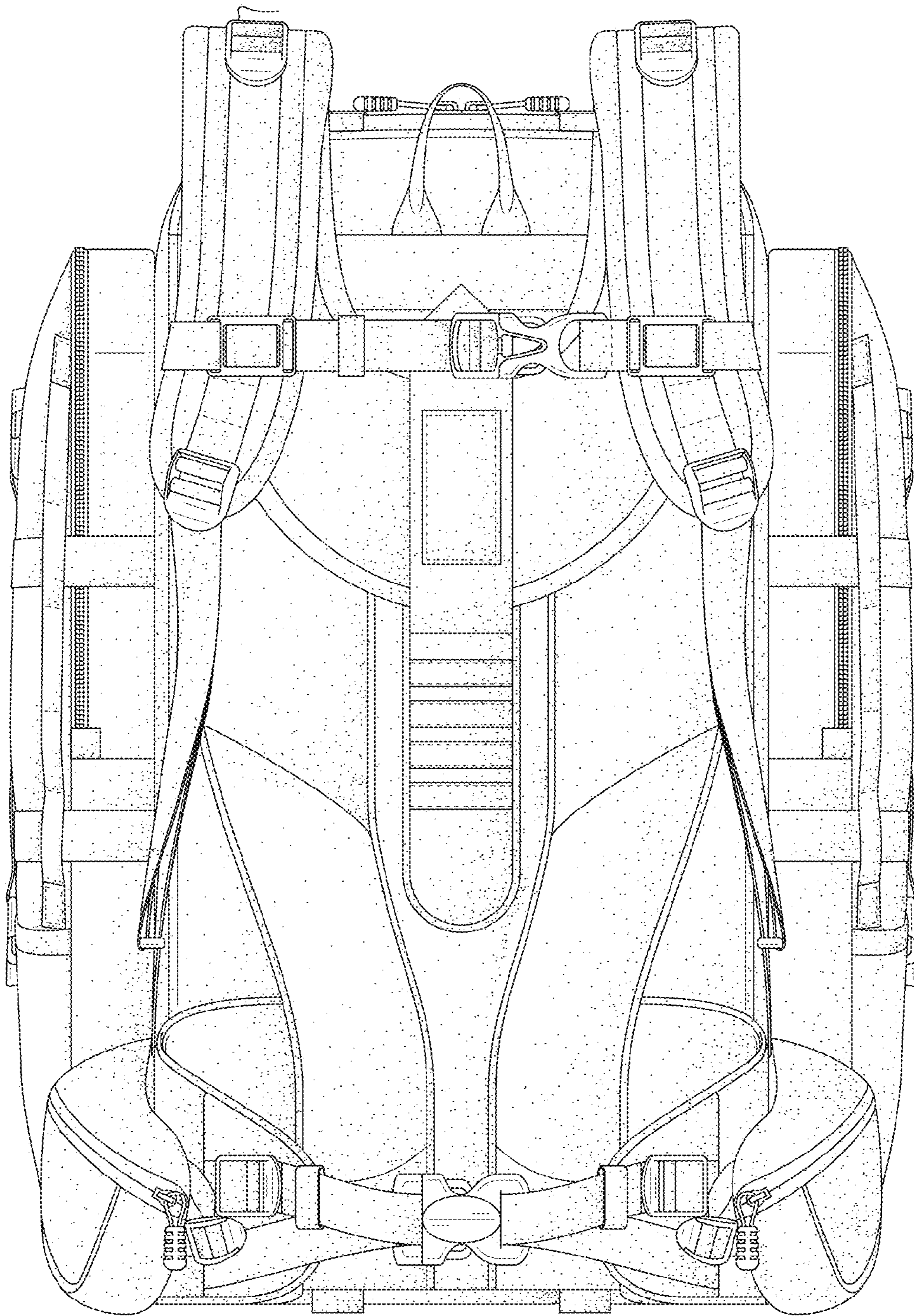


FIG. 2




FIG. 3

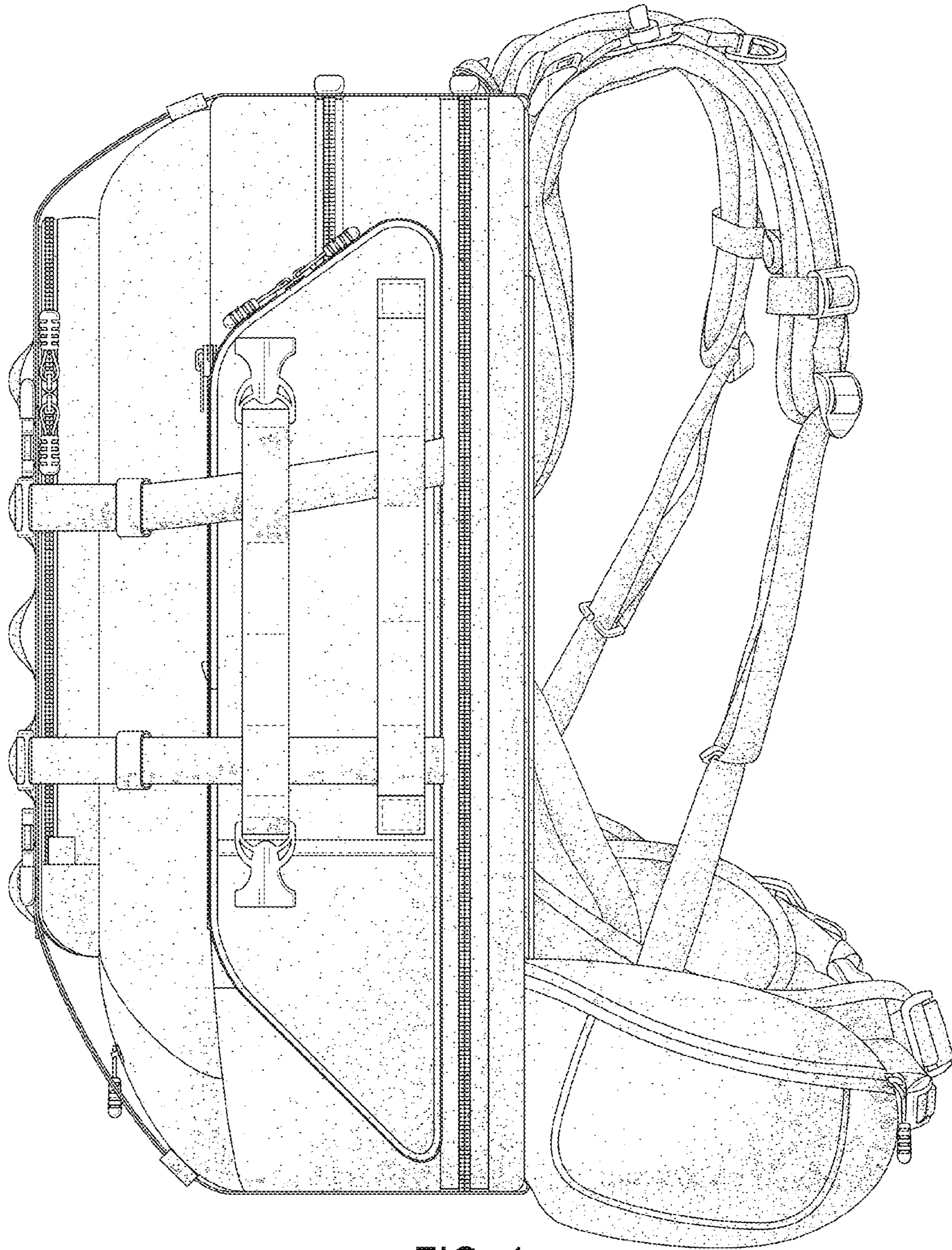


FIG. 4

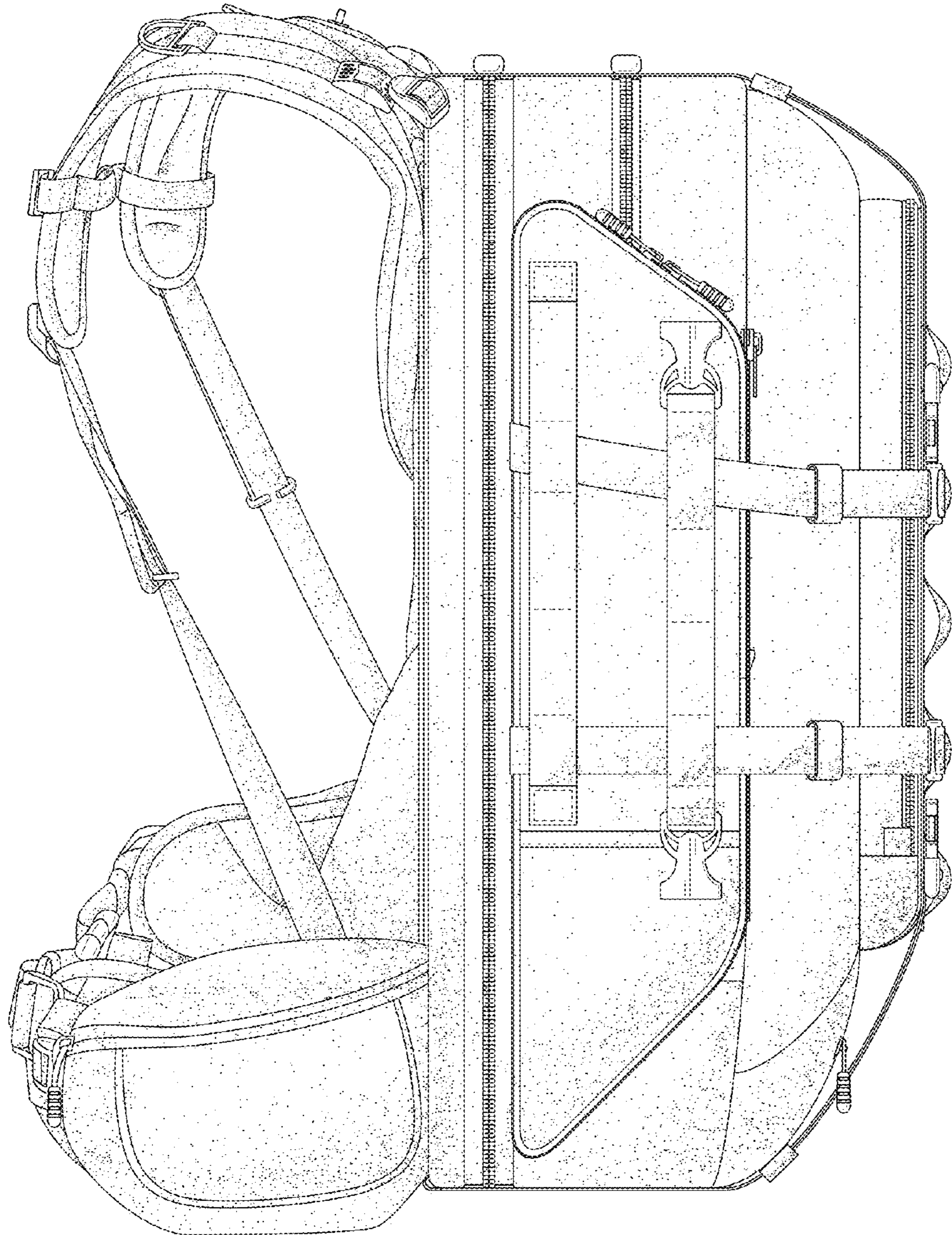


FIG. 5

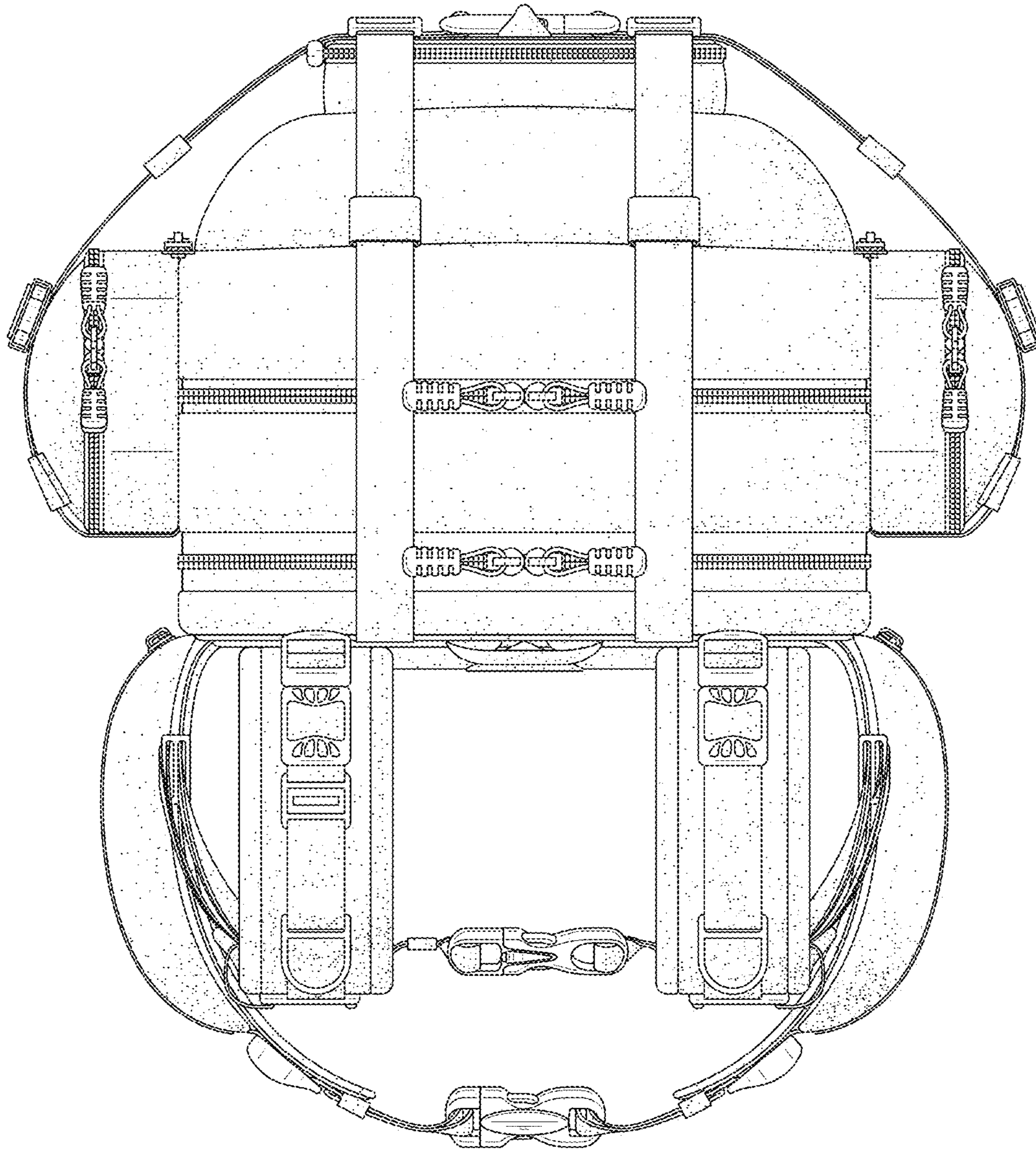


FIG. 6

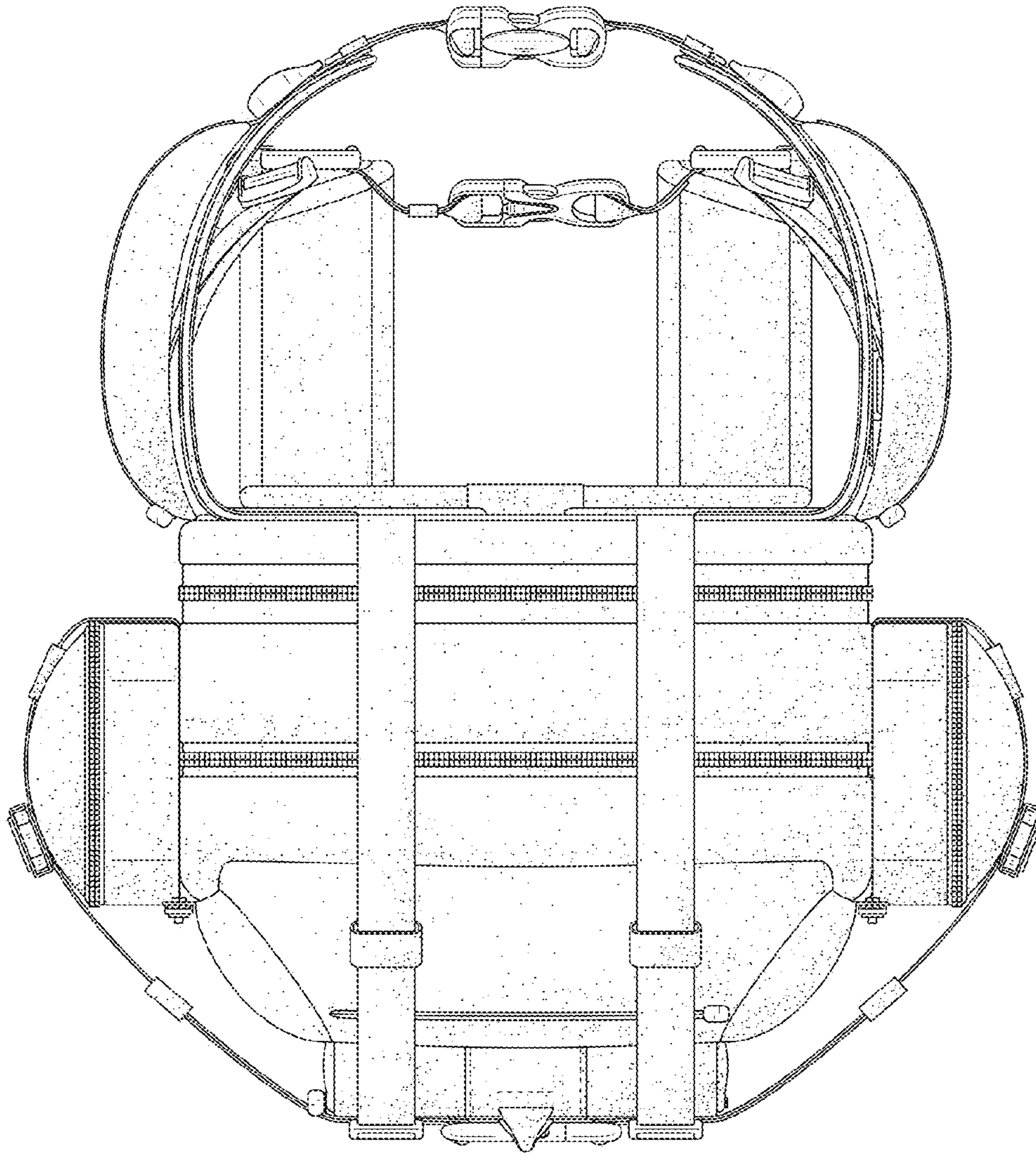


FIG. 7