



US00D699939S

(12) **United States Design Patent**
Markwick et al.

(10) **Patent No.:** **US D699,939 S**

(45) **Date of Patent:** **** Feb. 25, 2014**

(54) **PACKAGE FOR DIFFERENT SINGLE-USE ARTICLES**

(71) Applicant: **Kimberly-Clark Worldwide, Inc.**,
Neenah, WI (US)

(72) Inventors: **Barry P. Markwick**, Johns Creek, GA
(US); **Ronnie L. Phillips**, Atlanta, GA
(US); **Suzanne M. Stewart**, Fort Collins,
CO (US); **Susan H. Kelly**, Marietta, GA
(US); **Sarah S. Happel**, Cumming, GA
(US)

(73) Assignee: **Kimberly-Clark Worldwide, Inc.**,
Neenah, WI (US)

(**) Term: **14 Years**

(21) Appl. No.: **29/448,389**

(22) Filed: **Mar. 12, 2013**

(51) **LOC (10) Cl.** **03-02**

(52) **U.S. Cl.**
USPC **D3/205**

(58) **Field of Classification Search**
USPC D3/205, 215, 232, 233, 275, 243, 244,
D3/226, 227, 299, 319; D6/608, 514, 603;
D28/38, 76; 206/566, 214, 553, 39.5
See application file for complete search history.

(56) **References Cited**

U.S. PATENT DOCUMENTS

1,679,101 A * 7/1928 Sternthal 206/553
D311,815 S * 11/1990 Balsley D3/212
5,080,223 A * 1/1992 Mitsuyama 206/39.5

D323,744 S * 2/1992 Casale D3/230
D379,713 S * 6/1997 MacLean D3/243
5,775,398 A * 7/1998 Siegel 150/139
D467,420 S * 12/2002 Bodony et al. D3/249
D475,526 S * 6/2003 Gillespie et al. D3/247
D600,011 S * 9/2009 Munroe D3/247
D602,248 S * 10/2009 Wilson D3/232
D629,203 S * 12/2010 Sayre D3/299
D655,084 S * 3/2012 Shor et al. D3/276
D666,806 S * 9/2012 Southard D3/205
D672,959 S * 12/2012 Denzinger D3/289
D677,466 S * 3/2013 Passavant D3/290
2012/0233904 A1 * 9/2012 Fox 43/4

* cited by examiner

Primary Examiner — Ian Simmons

Assistant Examiner — Charles Hanson

(74) *Attorney, Agent, or Firm* — Nancy M. Klembus

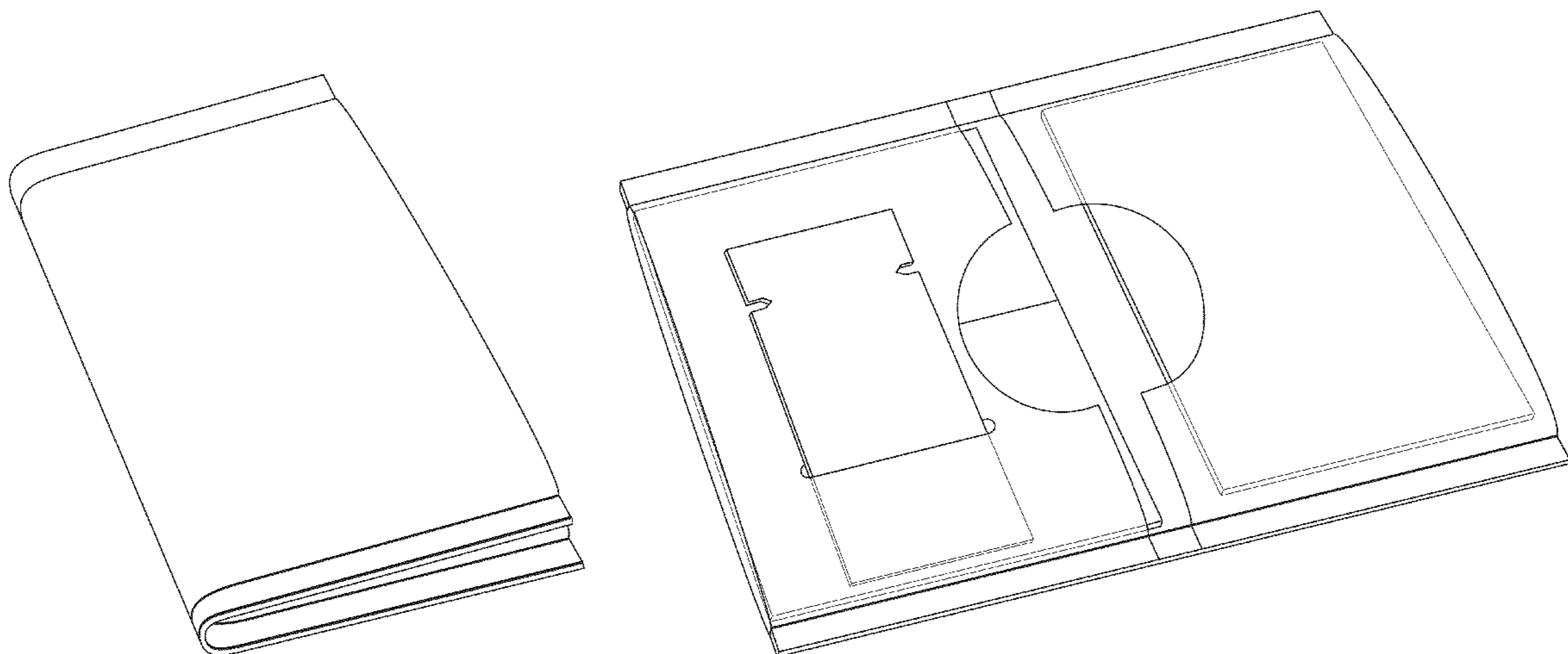
(57) **CLAIM**

The ornamental design for a package for different single-use articles, as shown and described.

DESCRIPTION

FIG. 1 is a perspective view of a package for different single-use articles showing our new design;
FIG. 2 is a front view thereof;
FIG. 3 is a back view thereof;
FIG. 4 is a front view of the article in its open position;
FIG. 5 is a rear view thereof;
FIG. 6 is a bottom view thereof, in its closed position;
FIG. 7 is a top view thereof;
FIG. 8 is a right side view thereof;
FIG. 9 is a left side view thereof; and,
FIG. 10 is a perspective view thereof, in its open position.

1 Claim, 6 Drawing Sheets



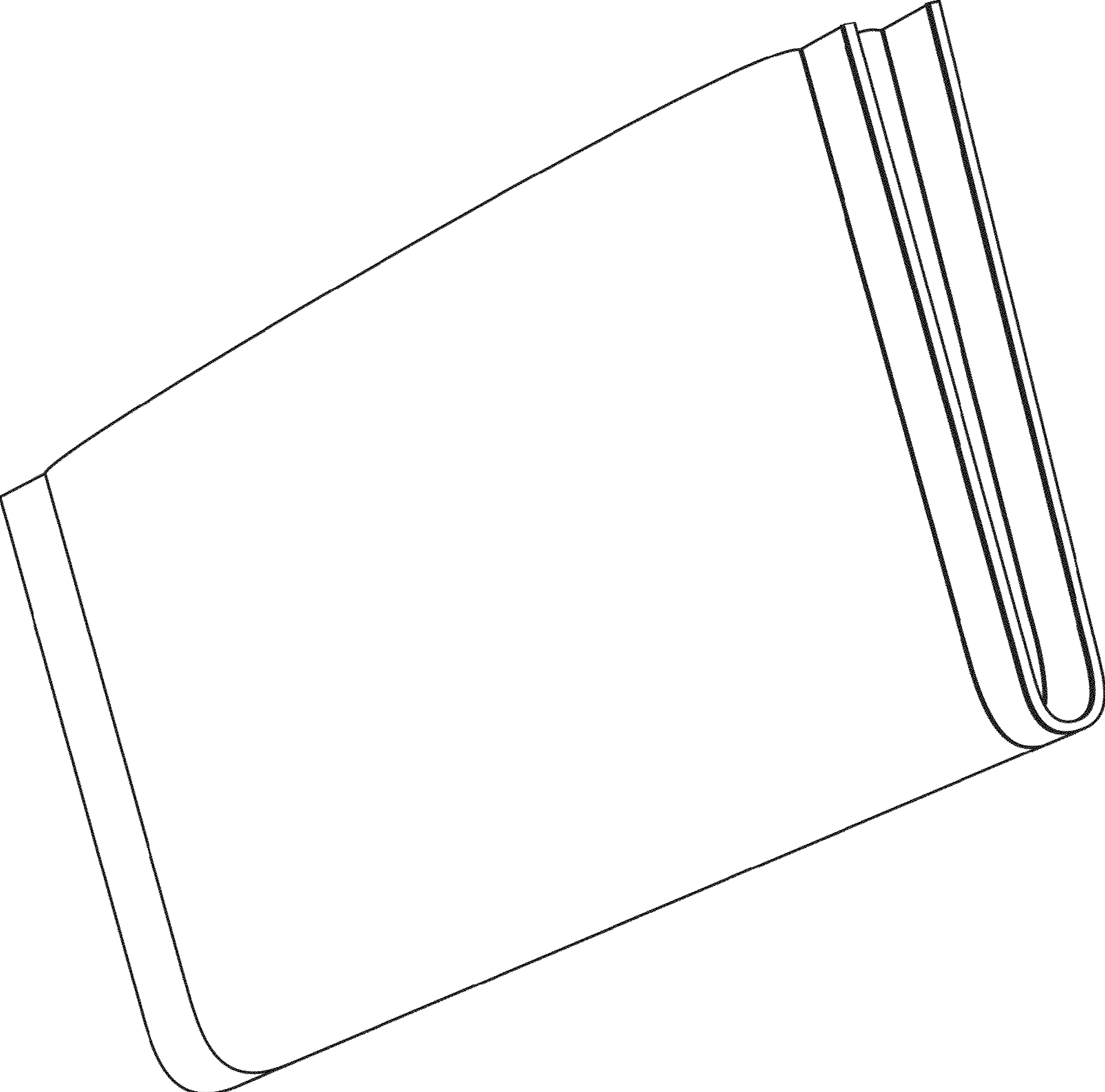


FIG. 1




FIG. 3




FIG. 2

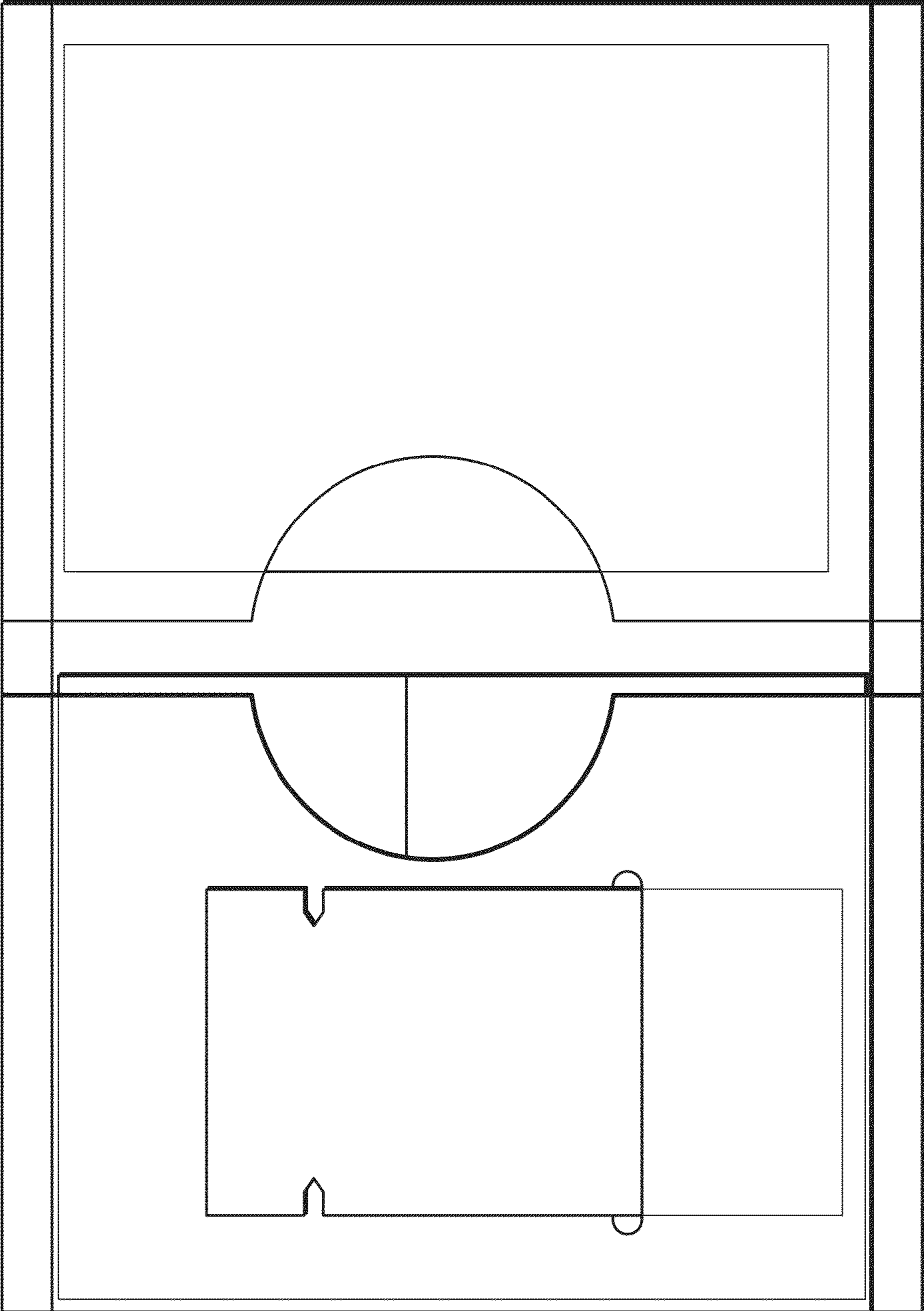


FIG. 4




FIG. 5



FIG. 9



FIG. 8




FIG. 6




FIG. 7

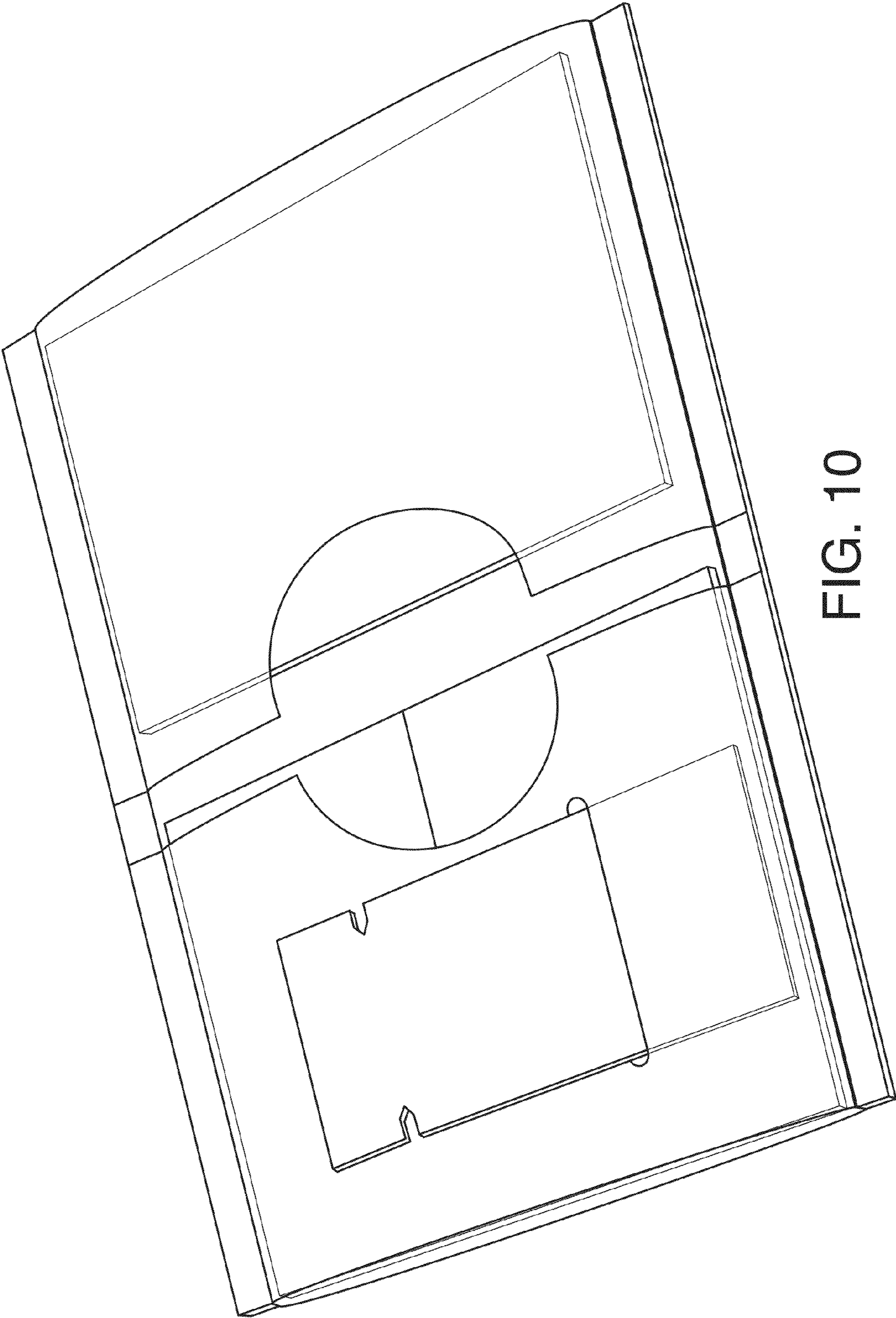


FIG. 10