

US00D699938S

(12) **United States Design Patent**
Mayer

(10) **Patent No.:** **US D699,938 S**

(45) **Date of Patent:** **** Feb. 25, 2014**

(54) **CANE**

(71) Applicant: **Brian Mayer**, Santa Cruz, CA (US)

(72) Inventor: **Brian Mayer**, Santa Cruz, CA (US)

(73) Assignee: **Brian Mayer**, Santa Cruz, CA (US)

(**) Term: **14 Years**

(21) Appl. No.: **29/466,833**

(22) Filed: **Sep. 12, 2013**

(51) **LOC (10) Cl.** **03-03**

(52) **U.S. Cl.**
USPC **D3/7**

(58) **Field of Classification Search**
USPC D3/3-17; D12/130, 133; 135/65-73,
135/76-85

See application file for complete search history.

(56) **References Cited**

U.S. PATENT DOCUMENTS

D133,915 S * 9/1942 Penn D3/8
D204,849 S * 5/1966 Thomas D3/8

D261,199 S * 10/1981 Dockery D3/7
4,796,648 A * 1/1989 Goulter 135/65
D408,126 S * 4/1999 Hunnicutt et al. D3/7
D440,396 S * 4/2001 Isaacson D3/7
D600,002 S * 9/2009 Fulkerson D3/8
D622,497 S * 8/2010 Branton D3/7

* cited by examiner

Primary Examiner — John Windmuller

(74) *Attorney, Agent, or Firm* — Landmark Intellectual Property Law, PC

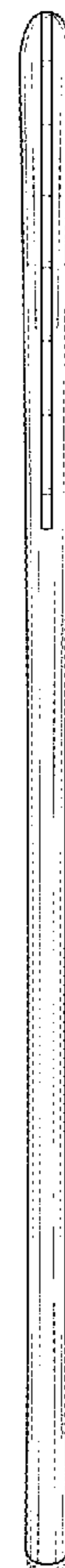
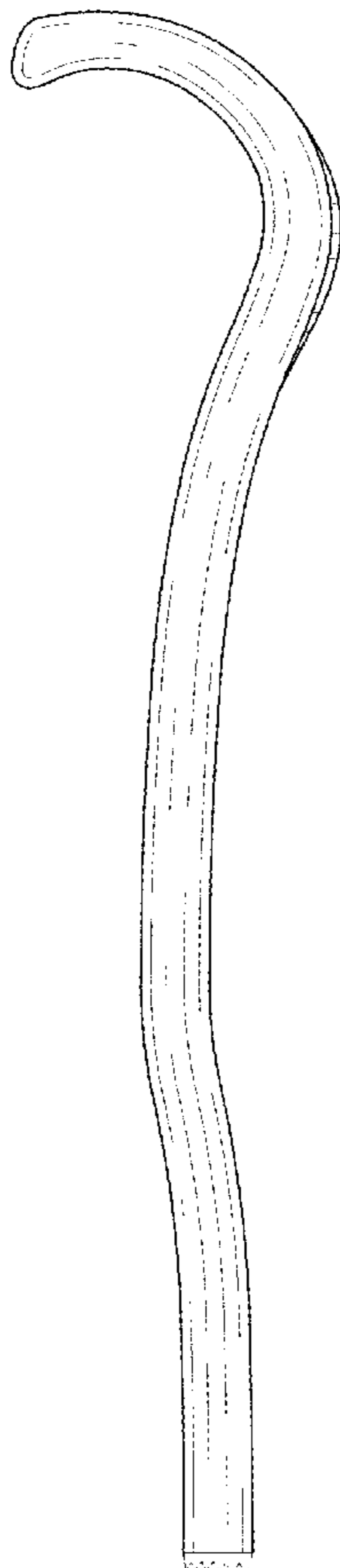
(57) **CLAIM**

The ornamental design for a cane, as shown.

DESCRIPTION

FIG. 1 is a perspective view of a cane showing my new design.
FIG. 2 is a front view thereof;
FIG. 3 is a back view thereof;
FIG. 4 is a side view thereof; and,
FIG. 5 is a top view thereof.

1 Claim, 3 Drawing Sheets



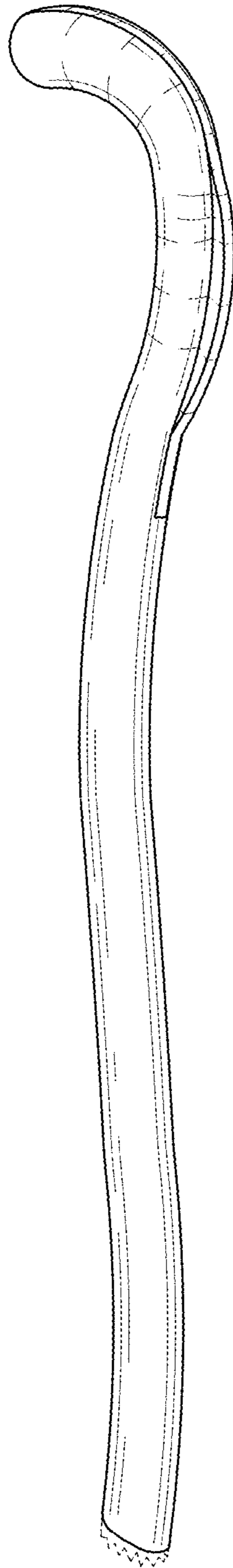


FIG. 1

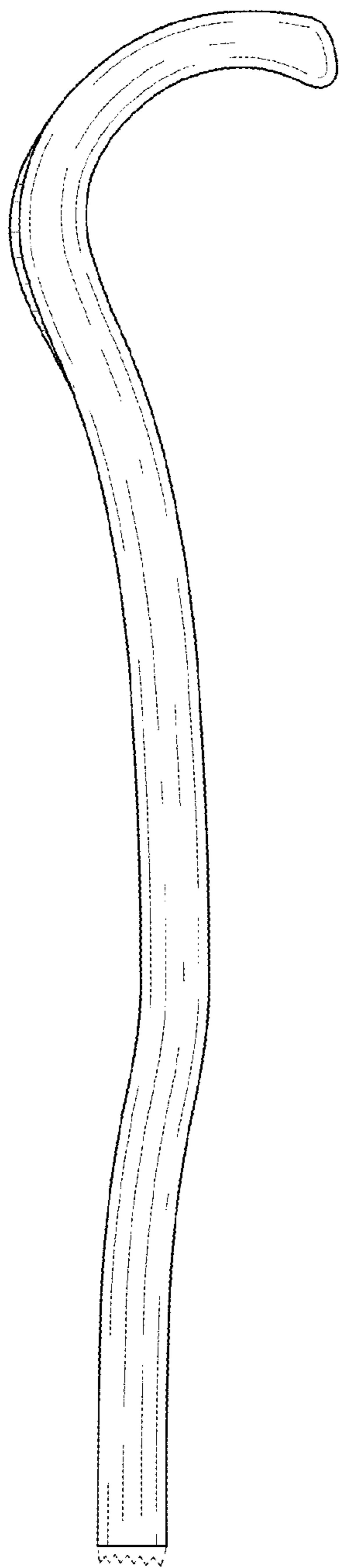


FIG. 2

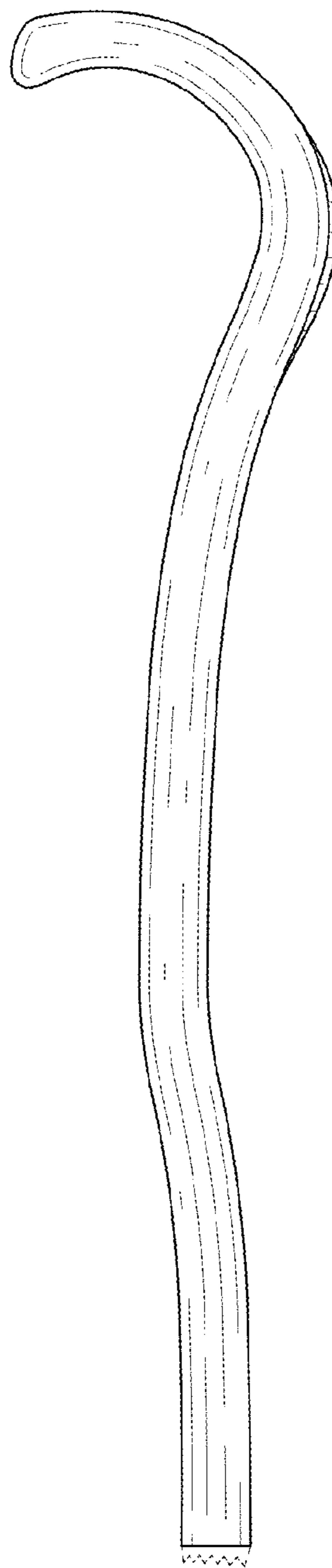


FIG. 3

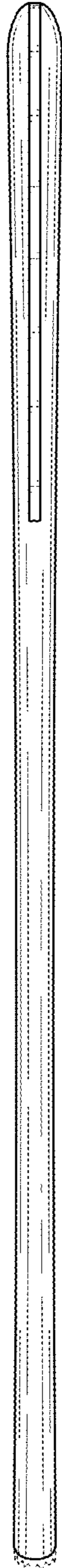


FIG. 4



FIG. 5