



US00D699930S

(12) **United States Design Patent**
Potts

(10) **Patent No.:** **US D699,930 S**

(45) **Date of Patent:** **** Feb. 25, 2014**

(54) **SANDAL SOLE**

(71) Applicant: **Matthew K. Potts**, Fremont, CA (US)

(72) Inventor: **Matthew K. Potts**, Fremont, CA (US)

(73) Assignee: **Slotflop Ventures**, Aptos, CA (US)

(**) Term: **14 Years**

(21) Appl. No.: **29/438,319**

(22) Filed: **Nov. 28, 2012**

(51) **LOC (10) Cl.** **02-04**

(52) **U.S. Cl.**
USPC **D2/947**

(58) **Field of Classification Search**
USPC D2/902, 906, 908, 916, 918, 925,
D2/946-962, 977; 36/3 B, 22 R, 24.5, 25 R,
36/28, 32 R, 34 R, 59 C, 67 A, 103, 54, 136
See application file for complete search history.

(56) **References Cited**

U.S. PATENT DOCUMENTS

32,490 A	6/1861	Towers	
702,476 A *	6/1902	Price	36/72 R
922,499 A	5/1909	Molitor	
1,085,254 A	1/1914	Halley	
D139,580 S *	11/1944	Diamant	D2/961
2,478,411 A	8/1949	Martin	
2,507,991 A	5/1950	Neal	
2,897,609 A	8/1959	Bodkin	
2,904,901 A	9/1959	Goldstein	
3,328,900 A	7/1967	Weitzner	
D296,952 S *	8/1988	Brown et al.	D2/946
D297,585 S *	9/1988	Brown et al.	D2/977
D310,132 S *	8/1990	Hase	D2/949
D310,906 S *	10/1990	Hase	D2/977
D311,989 S *	11/1990	Parker et al.	D2/947
5,024,008 A	6/1991	Maples	
D334,652 S *	4/1993	Hatfield	D2/977

D335,018 S *	4/1993	Avar	D2/977
D337,871 S *	8/1993	Teague	D2/977
5,231,776 A	8/1993	Wagner	
D341,021 S *	11/1993	Brown	D2/961
5,285,586 A	2/1994	Goldston et al.	
D353,259 S *	12/1994	Schroer, Jr.	D2/961
5,644,858 A	7/1997	Bemis	
5,664,341 A	9/1997	Schmidt et al.	
5,692,324 A	12/1997	Goldston et al.	
5,921,003 A	7/1999	Kim et al.	
5,921,008 A	7/1999	Ruff	
6,052,924 A *	4/2000	Sabat	36/132
6,094,844 A	8/2000	Potts et al.	

(Continued)

OTHER PUBLICATIONS

Secret of the Sole, The Oakland Tribune, Jul. 6, 2006.

(Continued)

Primary Examiner — T. Chase Nelson

(74) *Attorney, Agent, or Firm* — Michael E. Zall

(57) **CLAIM**

I claim the ornamental design for the sandal sole, as shown and described.

DESCRIPTION

FIG. 1 is a perspective view of our new design for a sandal sole as seen from the top, front and left sides, shown in a closed configuration of use, wherein the broken line-work is shown for environmental purposes and does not constitute a part of the claimed design;

FIG. 2 is an enlarged, partial top view thereof;

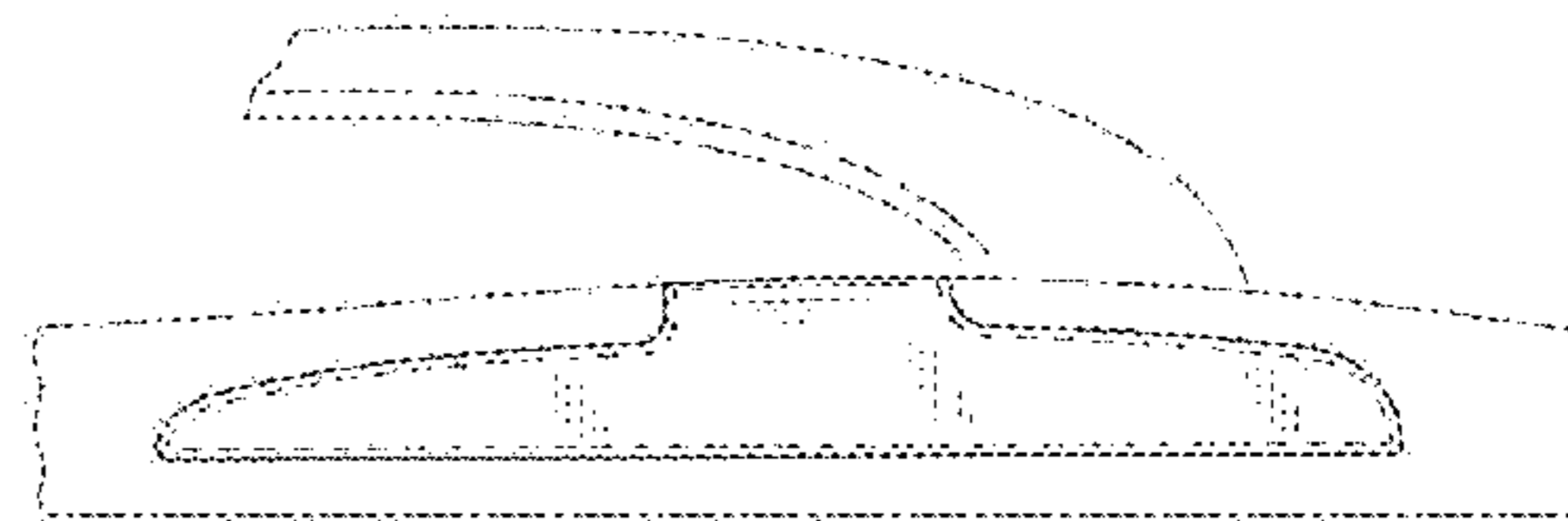
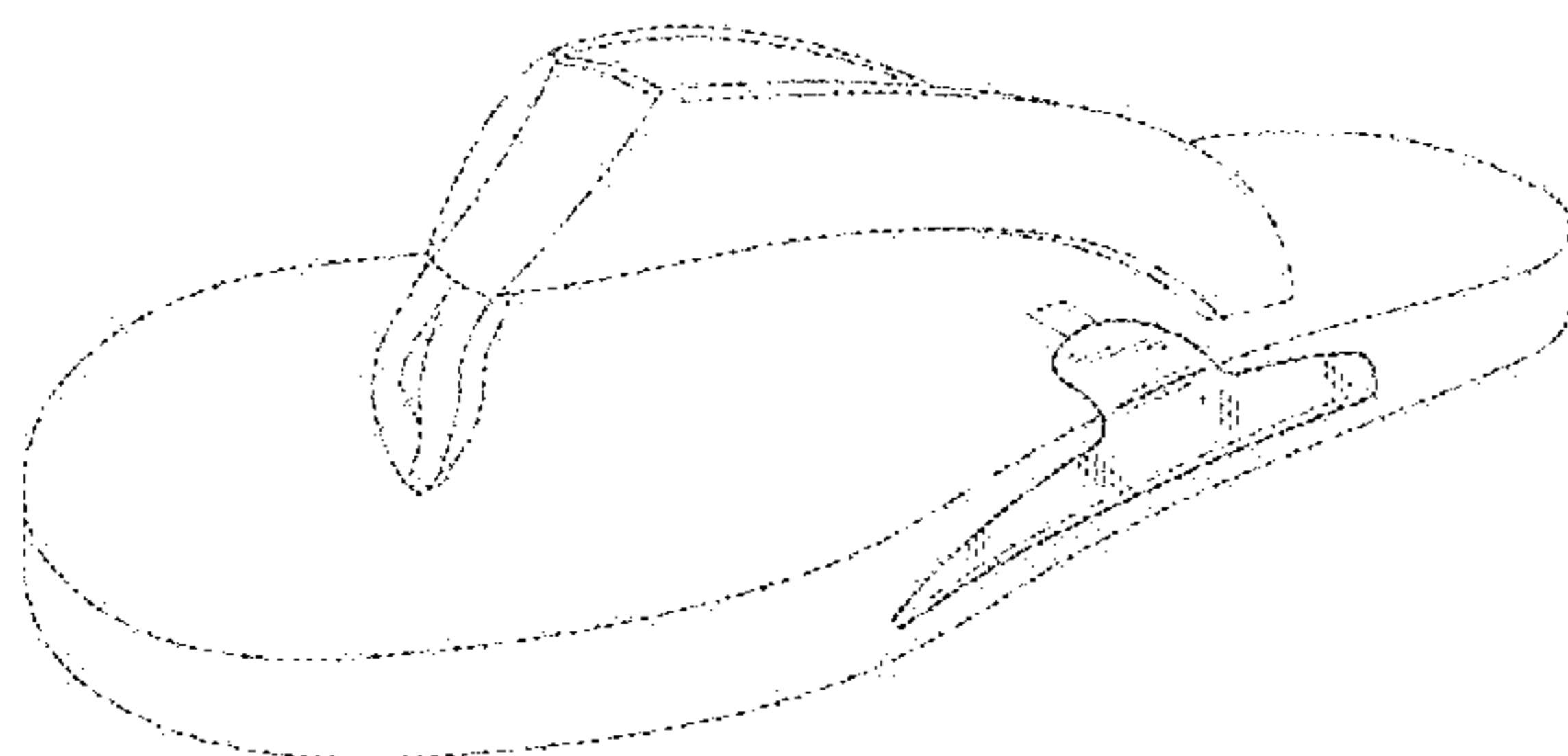
FIG. 3 is a side elevational view thereof;

FIG. 4 is a perspective view similar to FIG. 1, shown in an open configuration of use to further illustrate our new design;

FIG. 5 is an enlarged, partial top view thereof; and,

FIG. 6 is a side elevational view thereof.

1 Claim, 4 Drawing Sheets



(56)

References Cited

U.S. PATENT DOCUMENTS

6,115,948 A * 9/2000 Mitchell 36/136
D437,990 S * 2/2001 Hooper D2/961
6,467,197 B1 * 10/2002 Mitsui et al. 36/91
6,474,006 B1 * 11/2002 Cummings et al. 36/142
6,898,875 B2 5/2005 Ruff
7,243,443 B2 * 7/2007 Swigart 36/28
7,334,351 B2 * 2/2008 Hann 36/27
D594,219 S * 6/2009 Dillenbeck et al. D2/972
D595,047 S * 6/2009 Petrie D2/977
D677,869 S * 3/2013 Labarbera et al. D2/951
8,463,657 B1 * 6/2013 Bentvelzen et al. 705/26.1

D685,167 S * 7/2013 Hatfield et al. D2/947
8,499,475 B2 * 8/2013 Neiley 36/119.1
D690,088 S * 9/2013 Hardman D2/947
2011/0061268 A1 * 3/2011 Park et al. 36/25 R
2013/0014407 A1 * 1/2013 Savage et al. 36/88

OTHER PUBLICATIONS

Invent Now, Athletic Shoe That Disguises A Wallet, 2004.
Watercraft, Jun. 2007.
Thrillist (Online), Jul. 10, 2006.
Reef Product "Stash", Dec. 29, 2006.

* cited by examiner

FIG. 1

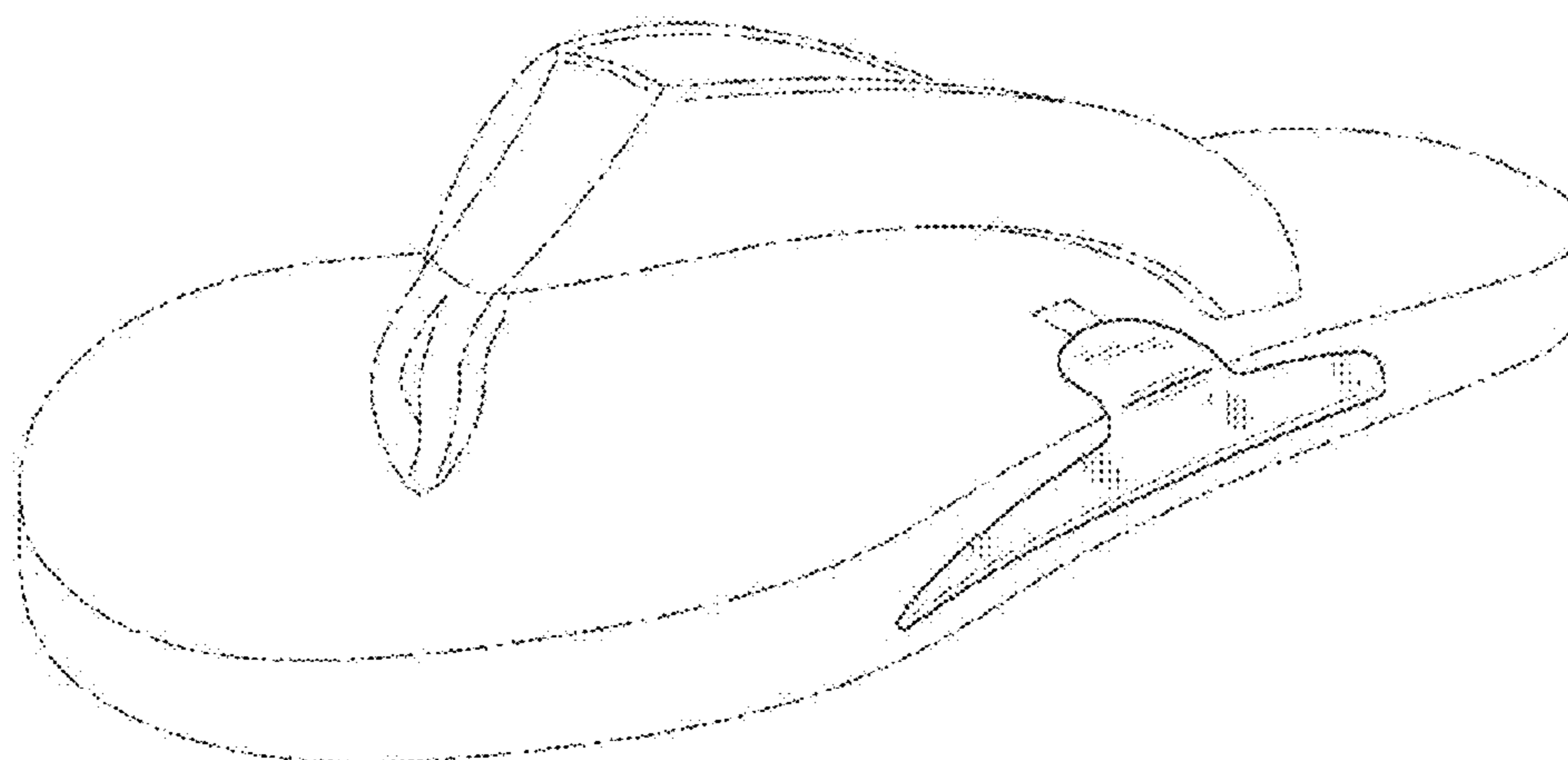


FIG. 2

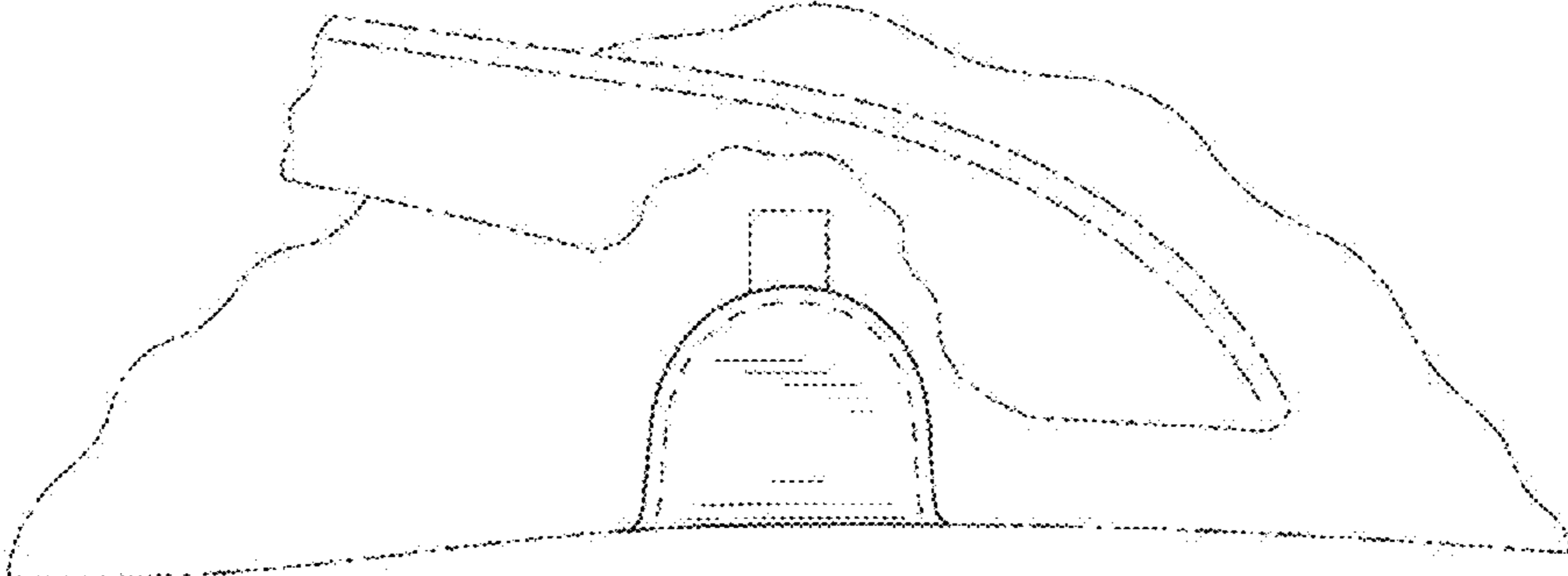


FIG. 3

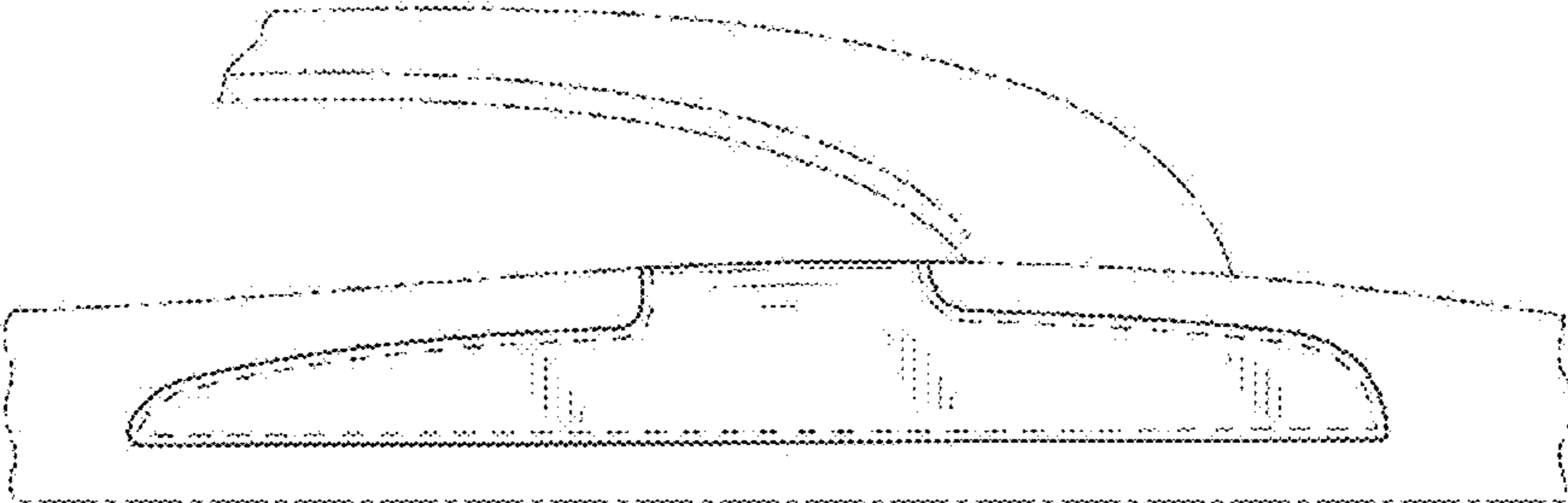


FIG. 4

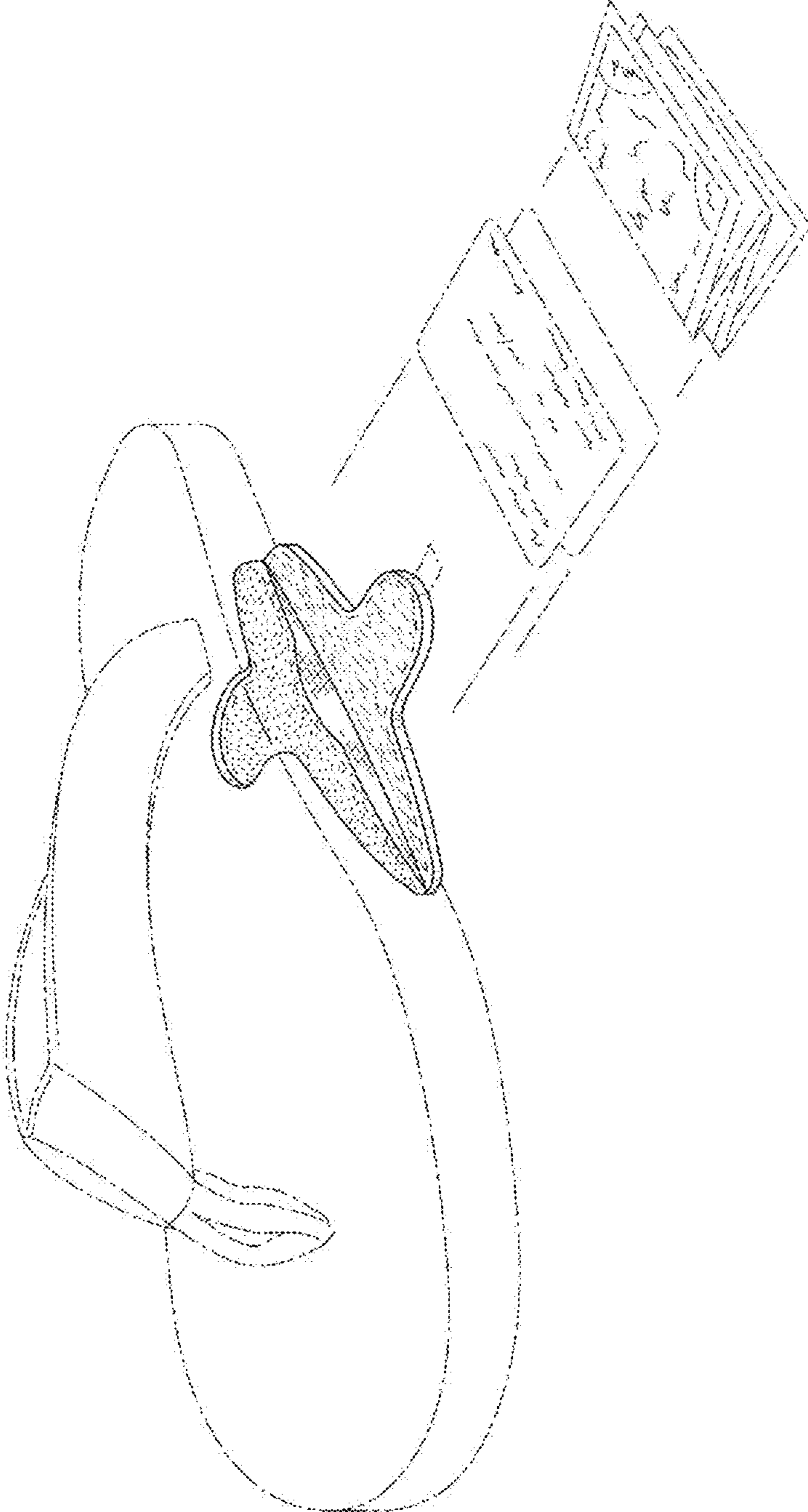


FIG. 5

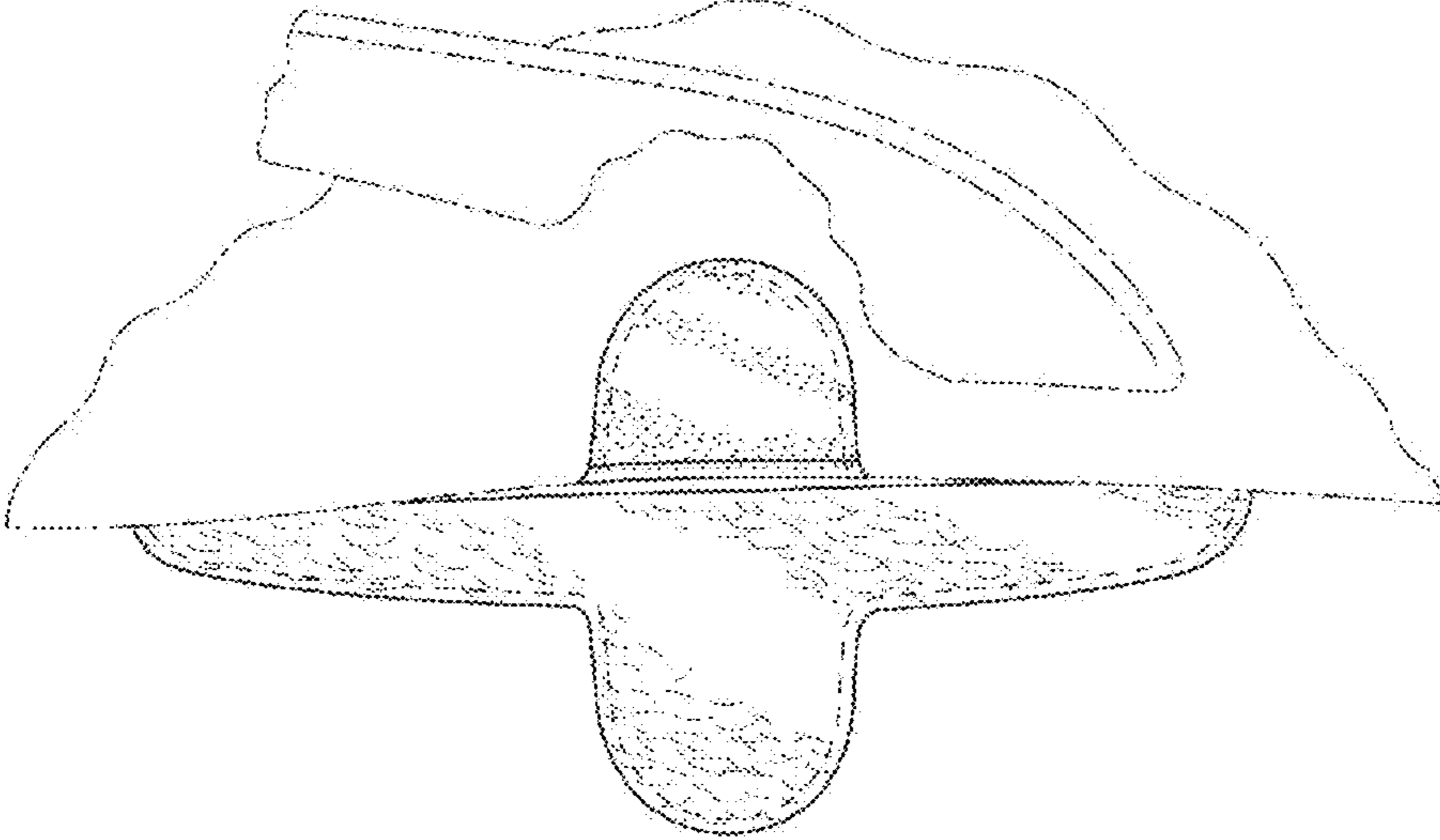


FIG. 6

