



US00D699927S

(12) **United States Design Patent**  
**Fujioka**

(10) **Patent No.:** **US D699,927 S**

(45) **Date of Patent:** **\*\* Feb. 25, 2014**

(54) **CUT-OFF HOODIE**

(71) Applicant: **Glenn Fujioka**, San Dimas, CA (US)

(72) Inventor: **Glenn Fujioka**, San Dimas, CA (US)

(\*\*) Term: **14 Years**

(21) Appl. No.: **29/456,744**

(22) Filed: **Jun. 3, 2013**

(51) **LOC (10) Cl.** ..... **02-03**

(52) **U.S. Cl.**  
USPC ..... **D2/866; D2/881**

(58) **Field of Classification Search**  
USPC ..... D2/825, 831, 842, 841, 865, 866, 867,  
D2/875, 876, 877, 878, 879, 880, 881, 884,  
D2/886, 888; D28/19; 2/84, 172, 174,  
2/195.8, 200.1, 200.2, 202, 203, 205,  
2/204, 209.11, 425; 132/274  
See application file for complete search history.

(56) **References Cited**

**U.S. PATENT DOCUMENTS**

2,581,366	A *	1/1952	De Grazia	.....	2/203
D261,070	S *	10/1981	Pettibone	.....	D2/831
D300,280	S *	3/1989	Gurrola	.....	D2/831
D304,257	S *	10/1989	Dorning	.....	D2/854
D349,183	S *	8/1994	Harbison	.....	D2/870

D372,573	S *	8/1996	Edmark	.....	D2/880
6,023,787	A *	2/2000	French et al.	.....	2/202
6,532,596	B1 *	3/2003	Fosmo	.....	2/49.1
D478,708	S *	8/2003	Miros et al.	.....	D2/831
D584,482	S *	1/2009	Marsh	.....	D2/717
D612,585	S *	3/2010	Riemer	.....	D2/866
D630,003	S *	1/2011	Brown	.....	D2/841
D635,332	S *	4/2011	DeRobertis	.....	D2/831
D672,534	S *	12/2012	Smith	.....	D2/878
D681,918	S *	5/2013	Lopez et al.	.....	D2/825
D689,670	S *	9/2013	Lorenc	.....	D2/878

\* cited by examiner

*Primary Examiner* — Karen E Eldridge Powers

(74) *Attorney, Agent, or Firm* — QuickPatents; Kevin Prince


(57) **CLAIM**

I claim the ornamental design for a cut-off hoodie, as shown and described.

**DESCRIPTION**

FIG. 1 is a perspective view of a cut-off hoodie, showing my new design;  
FIG. 2 is a front elevational view thereof;  
FIG. 3 is a rear elevational view thereof;  
FIG. 4 is a left-side elevational view thereof, the right-side elevational view being a mirror image thereof;  
FIG. 5 is a top plan view thereof; and,  
FIG. 6 is a bottom plan view thereof.  
The broken lines showing a person in FIG. 1 depict environmental matter and form no part of the claimed design.

**1 Claim, 2 Drawing Sheets**



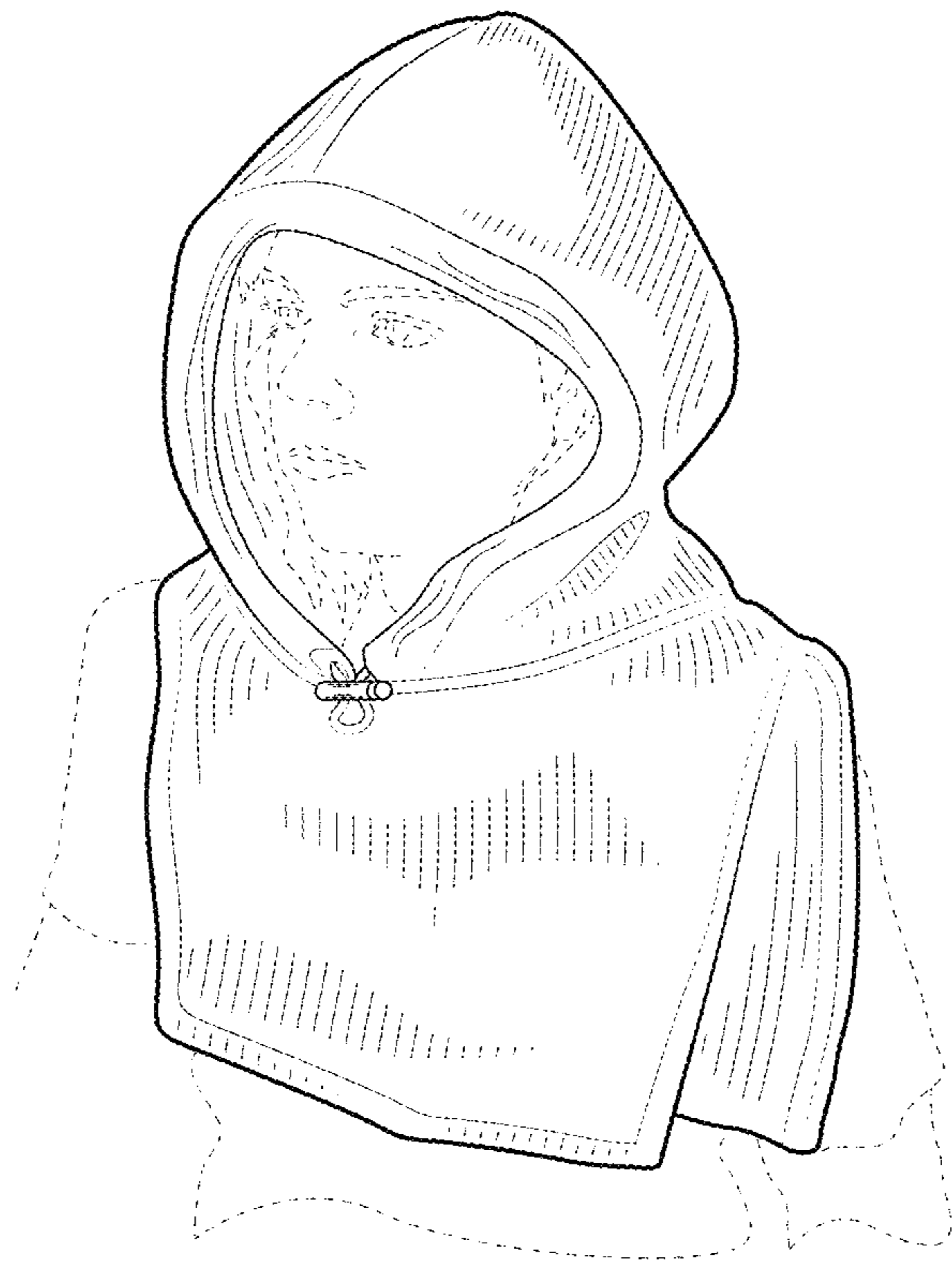


FIG. 1

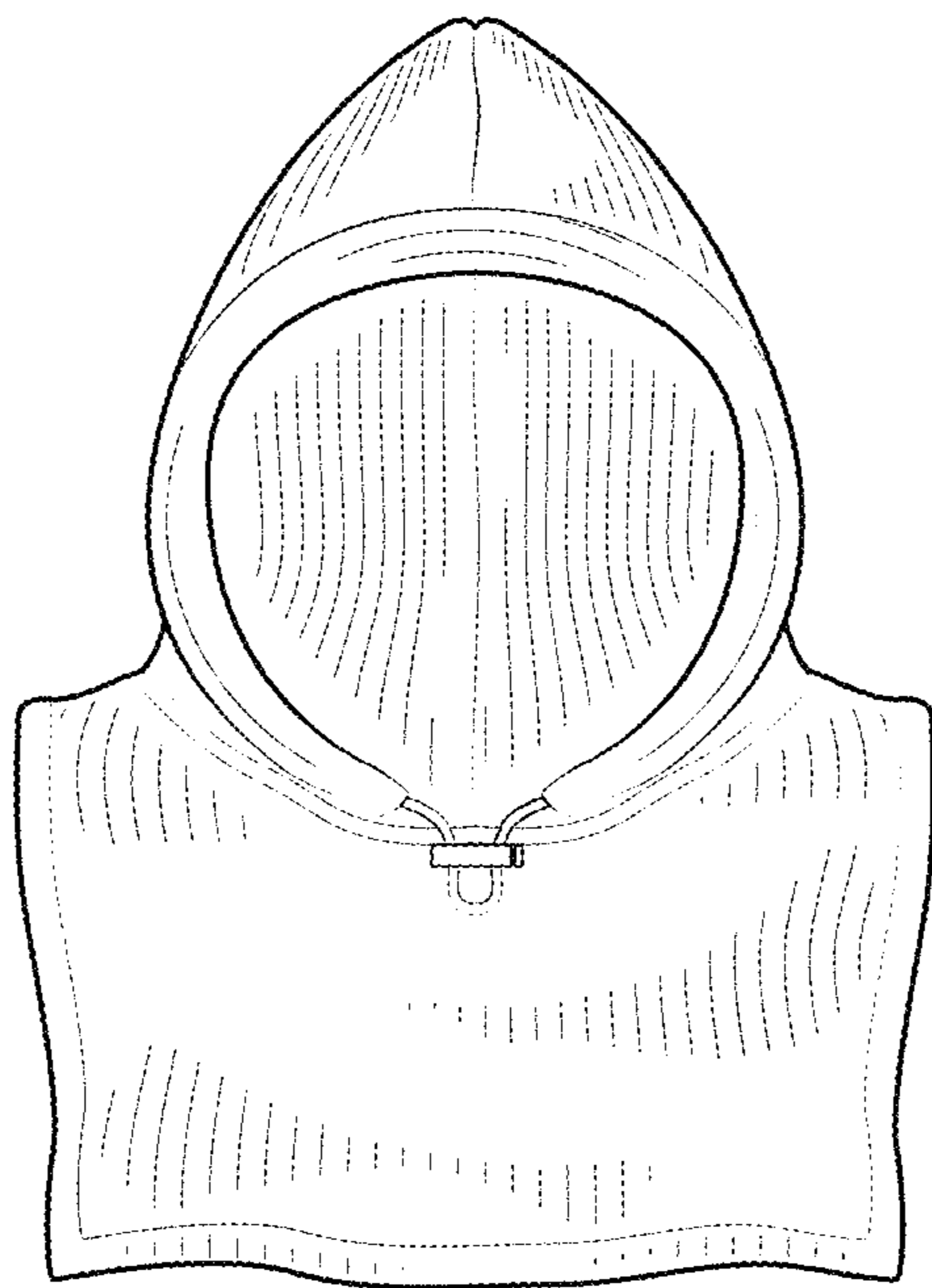


FIG. 2

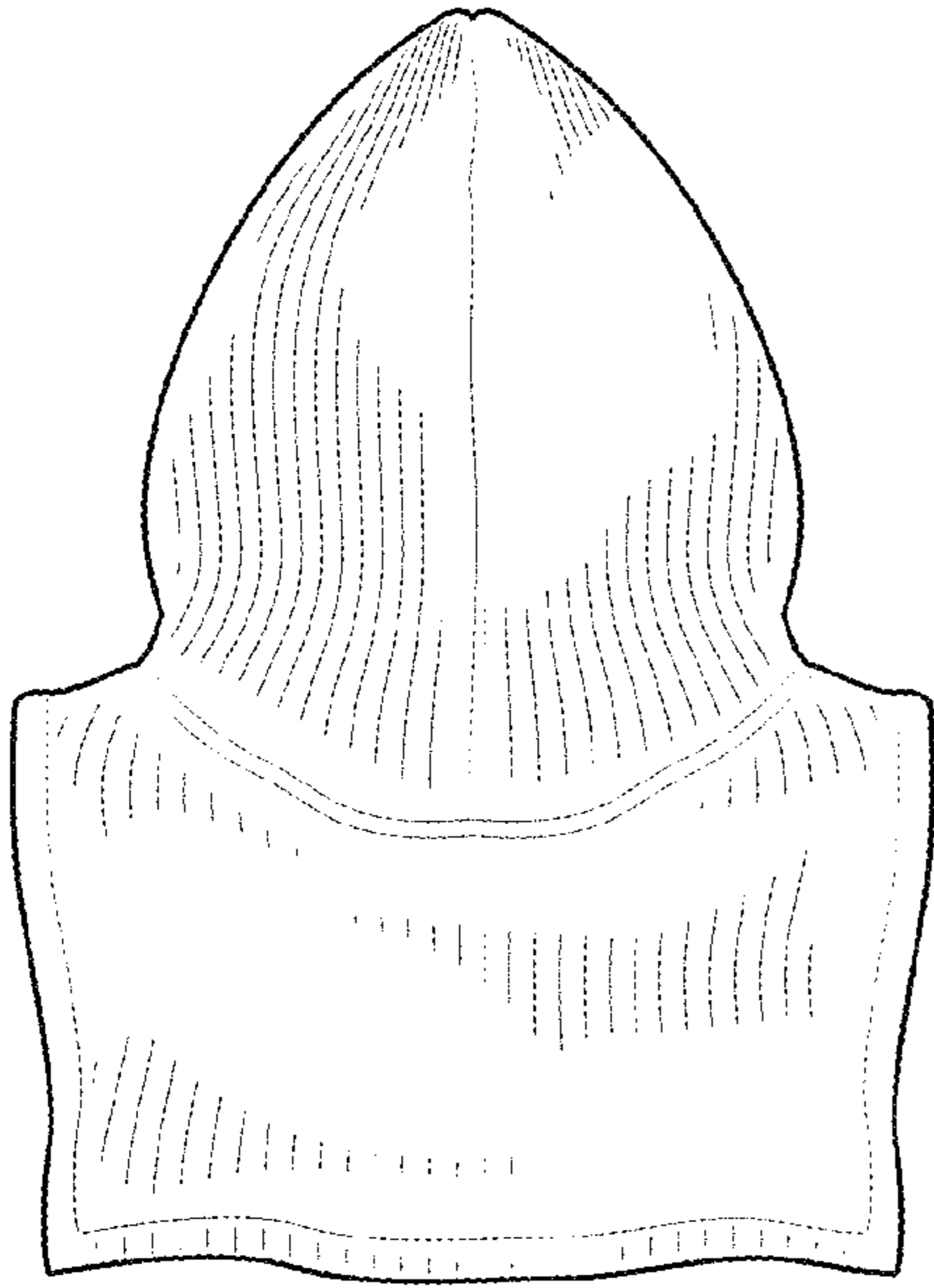


FIG. 3

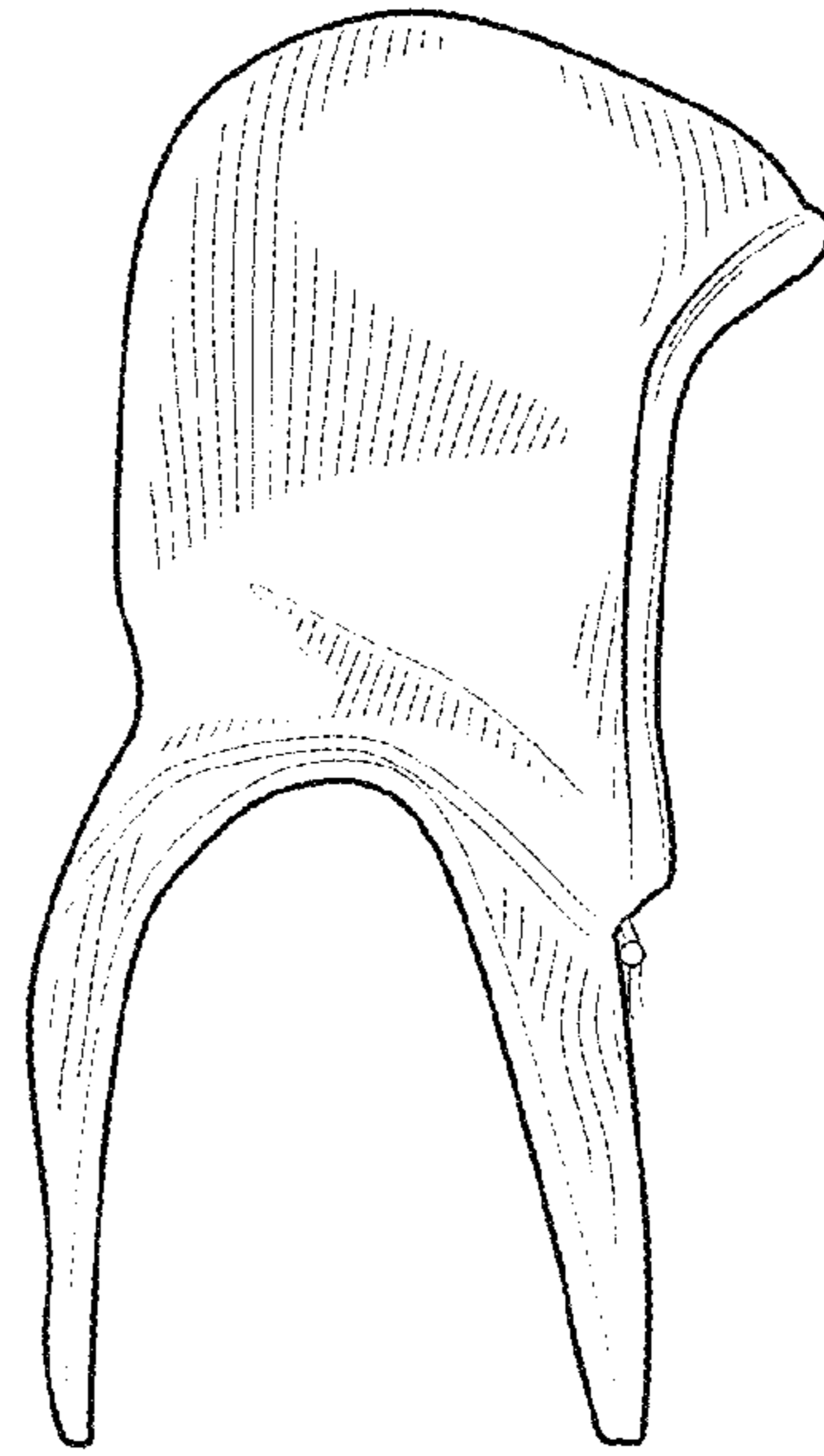


FIG. 4

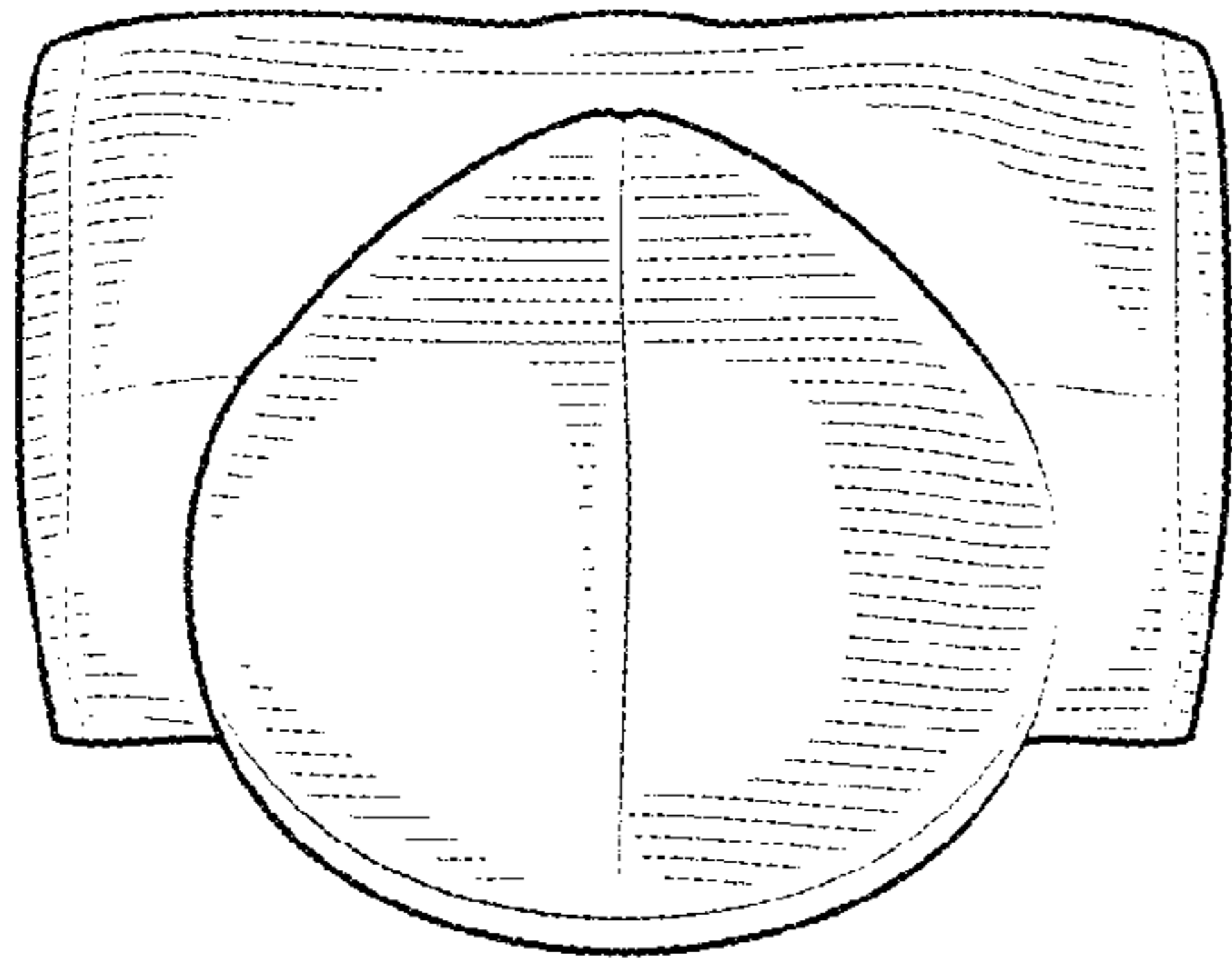


FIG. 5

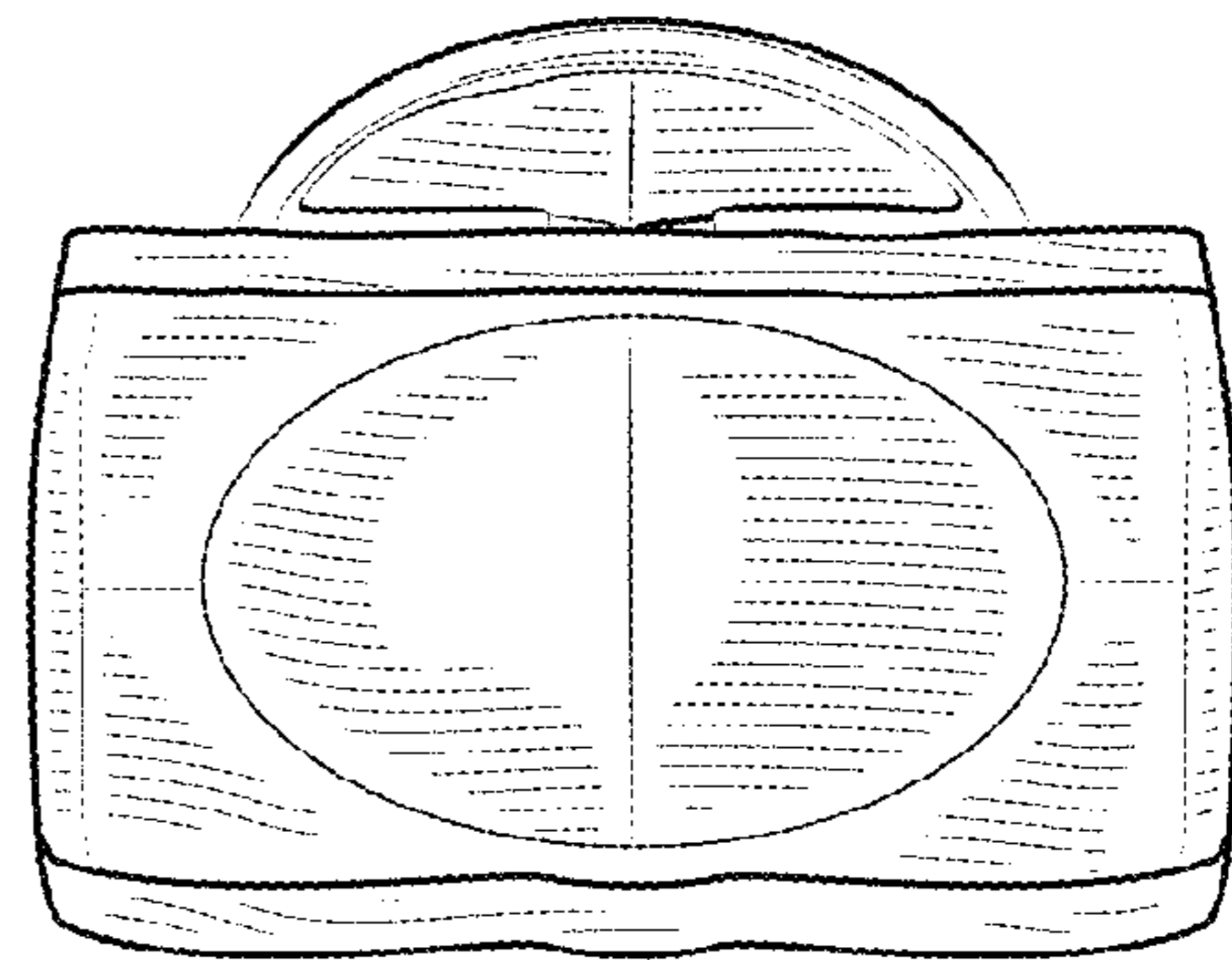


FIG. 6