



US00D699922S

(12) **United States Design Patent**
Zaltsberg et al.

(10) **Patent No.:** **US D699,922 S**
(45) **Date of Patent:** **** Feb. 25, 2014**

(54) **STRUCTURAL PELVIC SUPPORT FOR THONG UNDERWEAR**

(71) Applicant: **LevElena Enterprises, Inc.**, Richardson, TX (US)

(72) Inventors: **Lev Zaltsberg**, Dallas, TX (US); **Elena Zaltsberg**, Dallas, TX (US)

(73) Assignee: **LevElena Enterprises, Inc.**, Richardson, TX (US)

(**) Term: **14 Years**

(21) Appl. No.: **29/467,273**

(22) Filed: **Sep. 17, 2013**

Related U.S. Application Data

(62) Division of application No. 29/446,127, filed on Feb. 20, 2013, now Pat. No. Des. 689,668.

(51) **LOC (10) Cl.** **02-01**

(52) **U.S. Cl.**
USPC **D2/712**

(58) **Field of Classification Search**
USPC D2/712, 713, 714, 715, 716, 731, 736, D2/737, 738, 739, 742, 860, 863, 862, D2/864; D24/124, 125, 126; 2/67, 400, 2/401, 402, 403, 404, 405, 406, 407, 2/408; 604/359, 385.01, 385.03, 385.04, 604/385.08, 387, 396
See application file for complete search history.

(56) **References Cited**

U.S. PATENT DOCUMENTS

3,512,530 A * 5/1970 Jones, Sr. 604/375
D234,162 S * 1/1975 Andersen D24/125
D272,189 S * 1/1984 Sneider D24/125
4,678,464 A * 7/1987 Holtman 604/385.03
4,848,572 A * 7/1989 Herrera 206/440

D366,524 S * 1/1996 Chung D24/125
D368,519 S * 4/1996 Harrison et al. D24/125
5,545,156 A * 8/1996 DiPalma et al. 604/385.23
5,729,835 A * 3/1998 Williams 2/406
D443,358 S * 6/2001 Jonsdottir D24/125
D454,195 S * 3/2002 Kitzinger et al. D24/125
6,425,890 B1 * 7/2002 Samuelsson et al. 604/385.17
D469,868 S * 2/2003 Bruce et al. D24/125
6,524,291 B1 * 2/2003 Bjorklund et al. 604/385.03
6,554,812 B2 * 4/2003 Drevik 604/385.04
D476,737 S * 7/2003 Killeen et al. D24/125
D476,739 S * 7/2003 de Carvalho et al. D24/125
D478,167 S * 8/2003 Proglhof D24/125
6,692,603 B1 * 2/2004 Lindsay et al. 156/209
6,814,721 B1 * 11/2004 Hansson 604/385.01

(Continued)

Primary Examiner — Karen E Eldridge Powers

(57) **CLAIM**

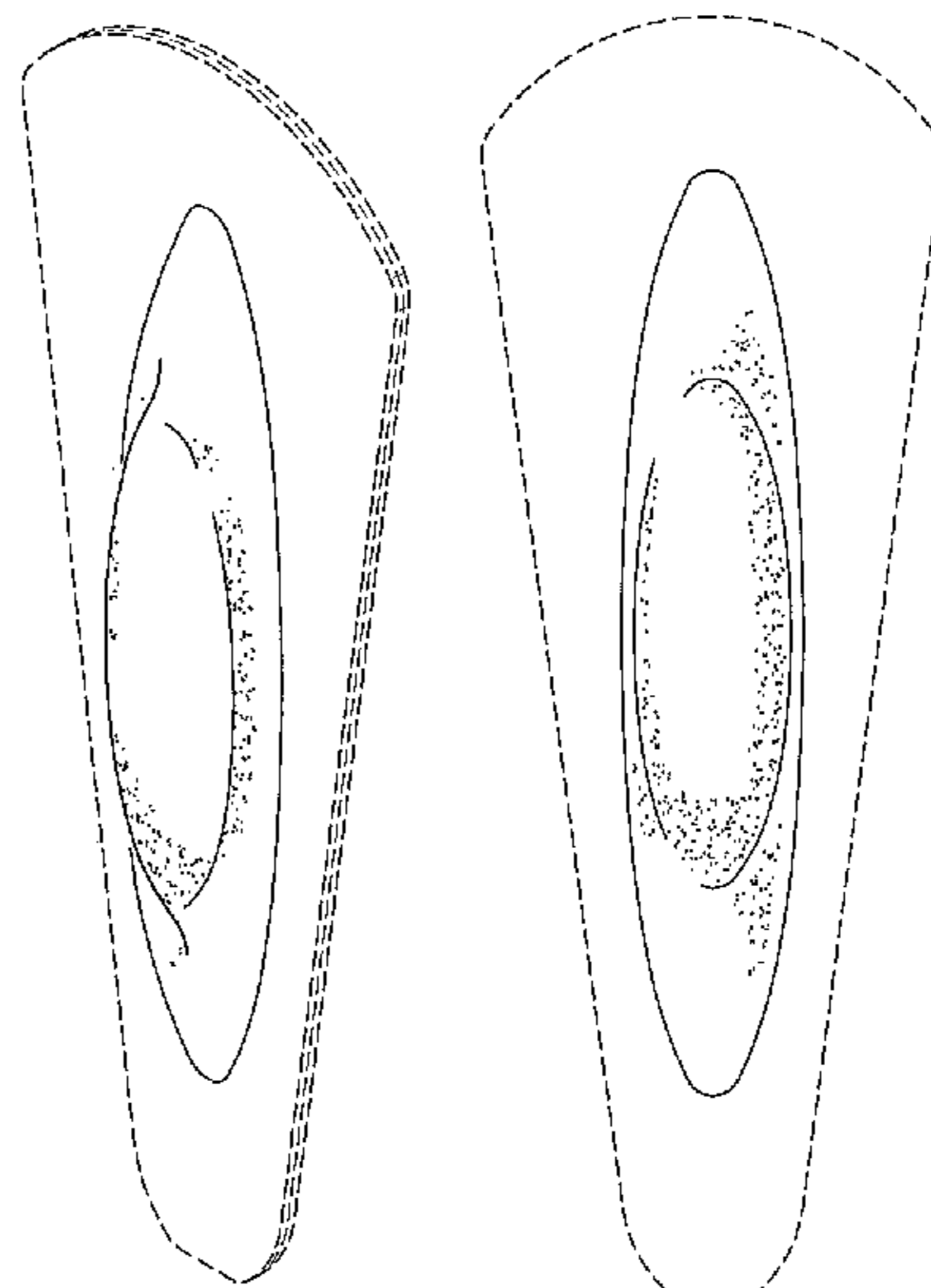
The ornamental design for a structural pelvic support for thong underwear, as shown and described.

DESCRIPTION

FIG. 1 is a perspective view of an embodiment of the structural pelvic support for thong underwear;
FIG. 2 is a top view of the structural pelvic support for thong underwear of FIG. 1;
FIG. 3 is a bottom view of the structural pelvic support for thong underwear of FIG. 1;
FIG. 4 is a left side view of the structural pelvic support for thong underwear of FIG. 1;
FIG. 5 is a right side view of the structural pelvic support for thong underwear of FIG. 1;
FIG. 6 is a front view of the structural pelvic support for thong underwear of FIG. 1; and,
FIG. 7 is a back view of the structural pelvic support for thong underwear of FIG. 1.

The broken lines shown in the drawings illustrate unclaimed features of the article in which the design is embodied that form no part of the claim.

1 Claim, 2 Drawing Sheets



(56)

References Cited

U.S. PATENT DOCUMENTS

6,844,482	B2 *	1/2005	Eliasson	604/378	8,108,950	B1 *	2/2012	Bowersox-Evans	2/406
7,122,022	B2 *	10/2006	Drevik	604/385.03	8,454,570	B2 *	6/2013	Carstens	604/385.22
D546,444	S *	7/2007	Persson	D24/125	8,480,387	B2 *	7/2013	Alkmin et al.	425/80.1
7,291,136	B1 *	11/2007	Drevik et al.	604/385.03	2002/0065497	A1 *	5/2002	Kolby-Falk	604/368
						2002/0193758	A1 *	12/2002	Sandberg	604/304
						2005/0027278	A1 *	2/2005	Mizutani et al.	604/387
						2005/0222548	A1 *	10/2005	Cinelli et al.	604/385.03

* cited by examiner

FIG. 1

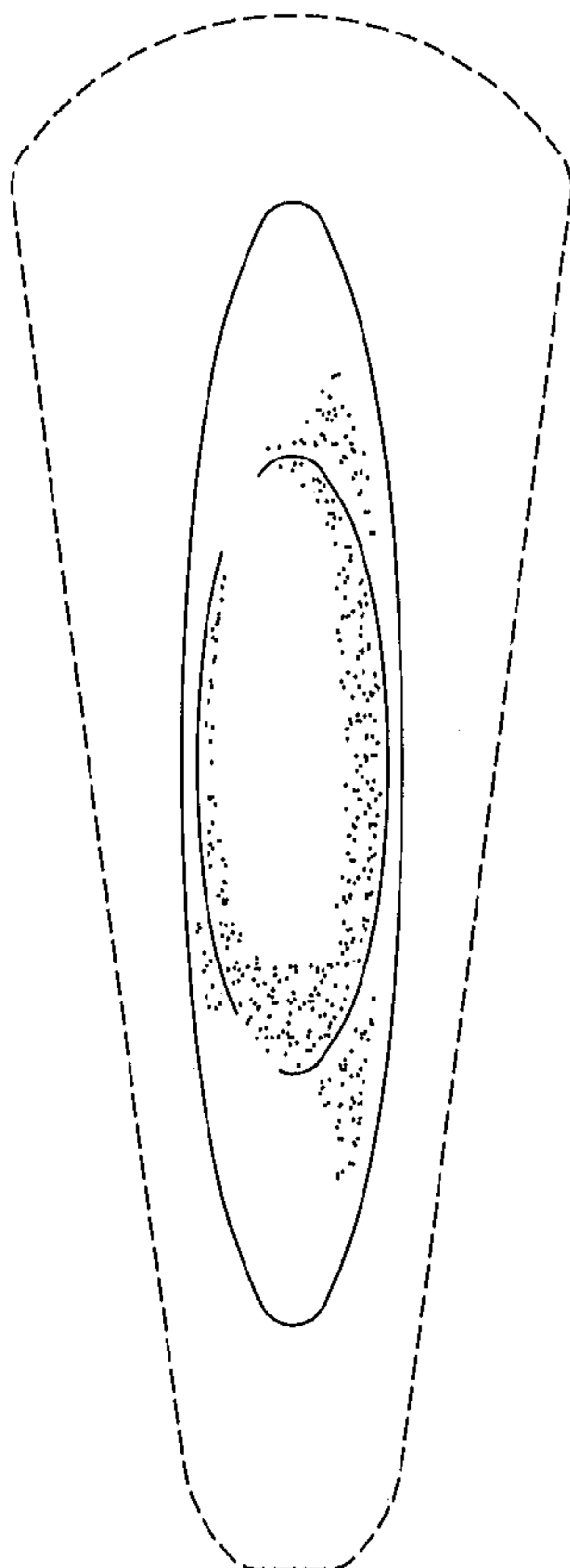
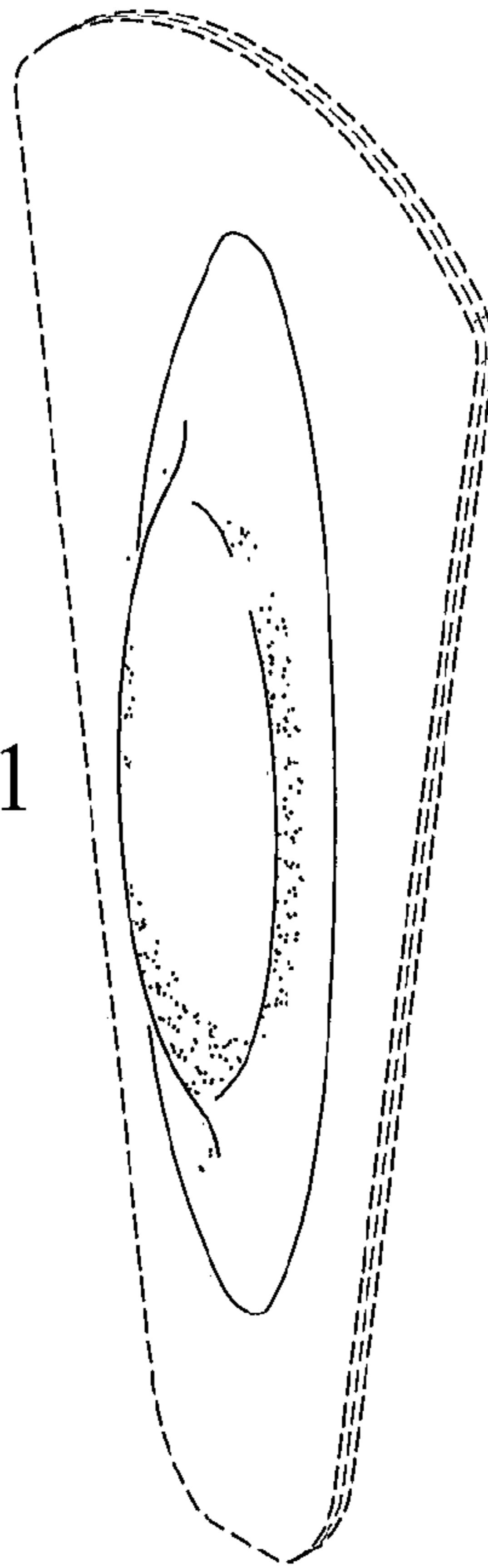


FIG. 2

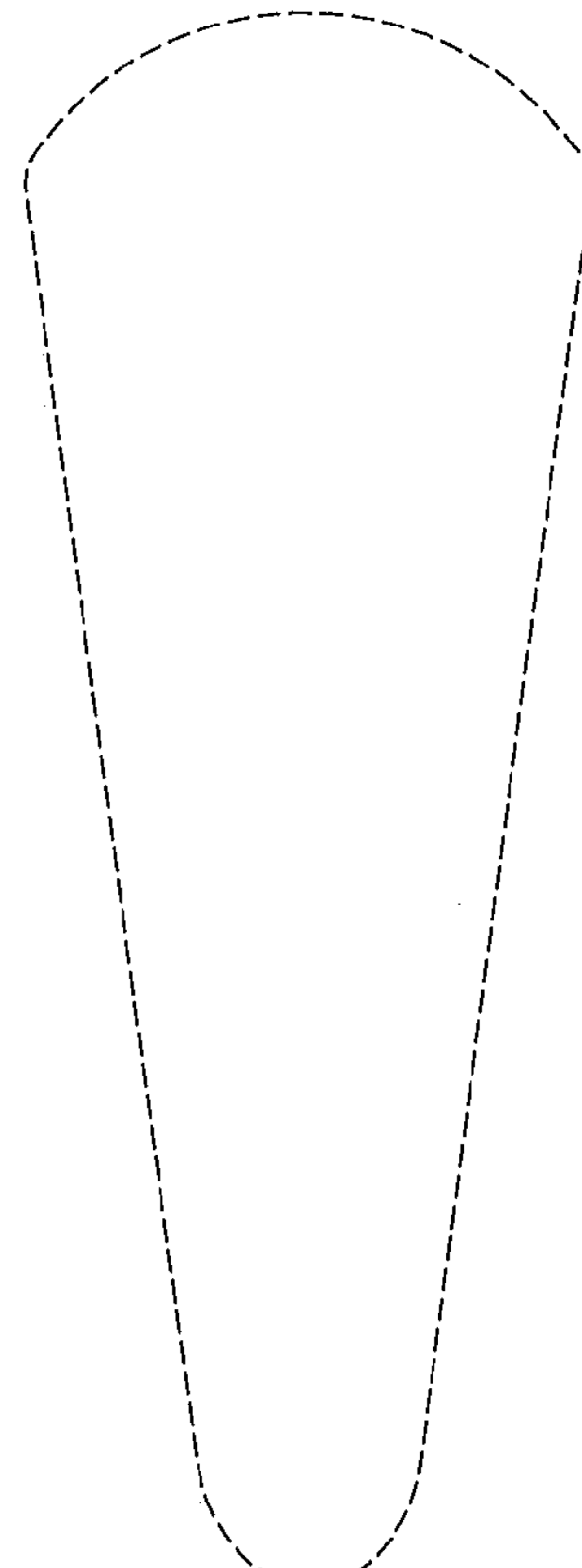


FIG. 3




FIG. 4



FIG. 5



FIG. 6



FIG. 7