



US00D699897S

(12) **United States Design Patent**
Lara

(10) **Patent No.:** **US D699,897 S**

(45) **Date of Patent:** **** Feb. 18, 2014**

(54) **FACIAL SHIELD FOR EYE MAKEUP OR THE LIKE**

(71) Applicant: **Jordan Lara**, Pearland, TX (US)

(72) Inventor: **Jordan Lara**, Pearland, TX (US)

(**) Term: **14 Years**

(21) Appl. No.: **29/452,463**

(22) Filed: **Apr. 16, 2013**

(51) **LOC (10) Cl.** **29-02**

(52) **U.S. Cl.**
USPC **D29/108; D28/4**

(58) **Field of Classification Search**
USPC D29/100, 102, 105, 106, 107, 108, 110;
2/455, 410, 6.3, 6.7, 7, 8.2, 424, 425,
2/15, 427, 431, 432, 9, 171, 173, 206;
D24/110.1, 110.2, 110.3, 188, 189,
D24/124, 126; 128/857, 858, 201.22,
128/201.23, 201.24, 206.12, 112.1-120.1;
D28/4, 9, 99

See application file for complete search history.

(56) **References Cited**

U.S. PATENT DOCUMENTS

2,001,862	A *	5/1935	Batley	606/204.35
D126,474	S *	4/1941	Higersberger	D16/301
2,469,771	A	5/1949	Jeppson		
4,748,976	A	6/1988	Cali		
D355,489	S	2/1995	Almond		
D388,534	S	12/1997	Uemura		
5,765,231	A *	6/1998	Leonard et al.	2/206
D402,418	S	12/1998	Mibus		
D423,140	S	4/2000	DiMartino		

D423,712	S	4/2000	Aoki		
D434,524	S	11/2000	Kalafsky		
D440,315	S	4/2001	Hassenbein		
6,530,379	B2 *	3/2003	Iosilevich	132/319
D480,838	S	10/2003	Martin		
D484,985	S *	1/2004	Takizawa et al.	D24/206
D490,932	S *	6/2004	Mammone	D28/7
D507,350	S	7/2005	Mueller		
D509,024	S *	8/2005	Pimentel	D28/7
D516,627	S *	3/2006	Collins et al.	D20/22
D519,239	S	4/2006	Katagiri		
D527,824	S *	9/2006	Mueller et al.	D24/189
D528,658	S	9/2006	Mueller		
D555,206	S *	11/2007	Collins et al.	D20/22
D663,478	S *	7/2012	Tousley	D28/4

* cited by examiner

Primary Examiner — Elizabeth J Oswecki

(74) *Attorney, Agent, or Firm* — QuickPatents; Kevin Prince

(57) **CLAIM**



I claim the ornamental design for a facial shield for eye makeup or the like, as shown and described.

DESCRIPTION

FIG. 1 is a perspective view of a facial shield for eye makeup or the like, showing my new design in a worn configuration; FIG. 2 is an enlarged perspective view thereof; FIG. 3 is a front elevational view of FIG. 2; FIG. 4 is a rear elevational view of FIG. 2; FIG. 5 is a left-side elevational view of FIG. 2; FIG. 6 is a right-side elevational view of FIG. 2; FIG. 7 is a top plan view of FIG. 2; and, FIG. 8 is a bottom plan view of FIG. 2.

The broken lines showing a person's face in FIG. 1 depict environmental matter and form no part of the claimed design.

1 Claim, 3 Drawing Sheets






FIG. 1




FIG. 2




FIG. 3



FIG. 4

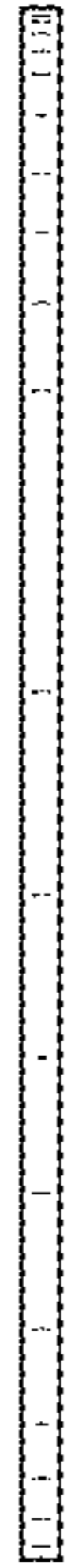


FIG. 5




FIG. 6



FIG. 7



FIG. 8