



US00D699885S

(12) **United States Design Patent**
Sabernig

(10) **Patent No.:** **US D699,885 S**

(45) **Date of Patent:** **** Feb. 18, 2014**

(54) **LIGHT FIXTURE**

(71) Applicant: **EGLO Leuchten GmbH, Pill (AT)**

(72) Inventor: **Robert Sabernig, Münster (AT)**

(73) Assignee: **EGLO Leuchten GmbH (AT)**

(**) Term: **14 Years**

(21) Appl. No.: **29/457,685**

(22) Filed: **Jun. 12, 2013**

(51) **LOC (10) Cl.** **26-03**

(52) **U.S. Cl.**
USPC **D26/89**

(58) **Field of Classification Search**
USPC D26/28, 72, 74, 80, 89, 118, 128;
362/147, 488-493, 363, 453-456
See application file for complete search history.

(56) **References Cited**

U.S. PATENT DOCUMENTS

1,336,951	A *	4/1920	Muhsgnug et al.	362/509
D72,155	S *	3/1927	Kaden	D26/89
D75,432	S *	6/1928	Keller	D26/123
2,255,431	A *	9/1941	Marden et al.	313/485

D201,297	S *	6/1965	Lockhart	D26/123
D228,792	S *	10/1973	Conrad	D26/123
D343,021	S *	1/1994	Compton et al.	D26/74
D509,617	S *	9/2005	Benghozi	D26/89
D511,020	S *	10/2005	Egawa et al.	D26/89
D539,967	S *	4/2007	Hsu	D26/89
D555,824	S *	11/2007	Dickson	D26/124
7,384,172	B1 *	6/2008	Desfosses	446/485
D584,850	S *	1/2009	Itiravivong	D26/89

* cited by examiner

Primary Examiner — Clare E Heflin

(74) *Attorney, Agent, or Firm* — Baker & McKenzie LLP

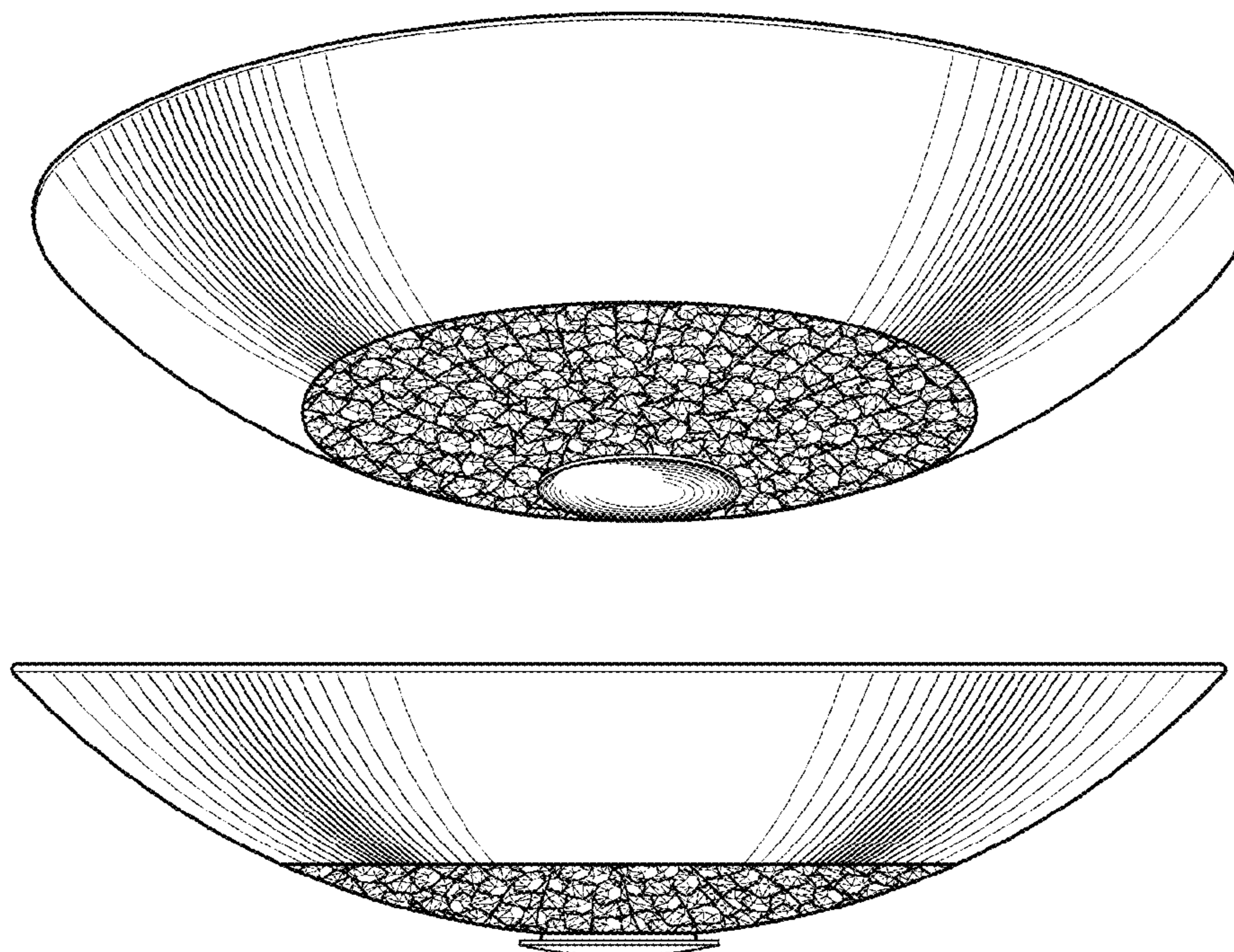
(57) **CLAIM**

The ornamental design for a light fixture, as shown and described.

DESCRIPTION

FIG. 1 is a perspective view of a light fixture in accordance with my design;
FIG. 2 is a bottom plan view of the light fixture in accordance with my design; and,
FIG. 3 is a side elevation view of the light fixture in accordance with my design, the other side views being substantially identical thereto.

1 Claim, 1 Drawing Sheet



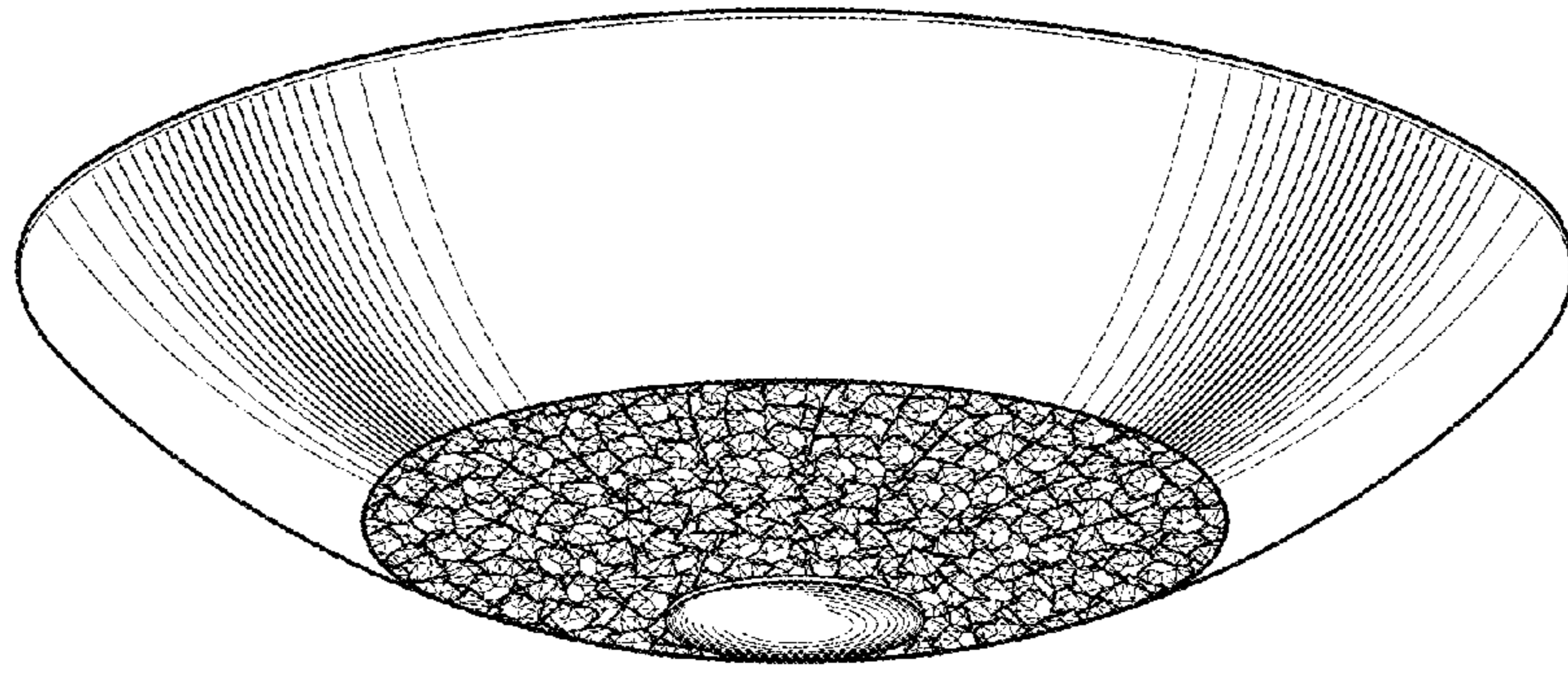


Fig.1

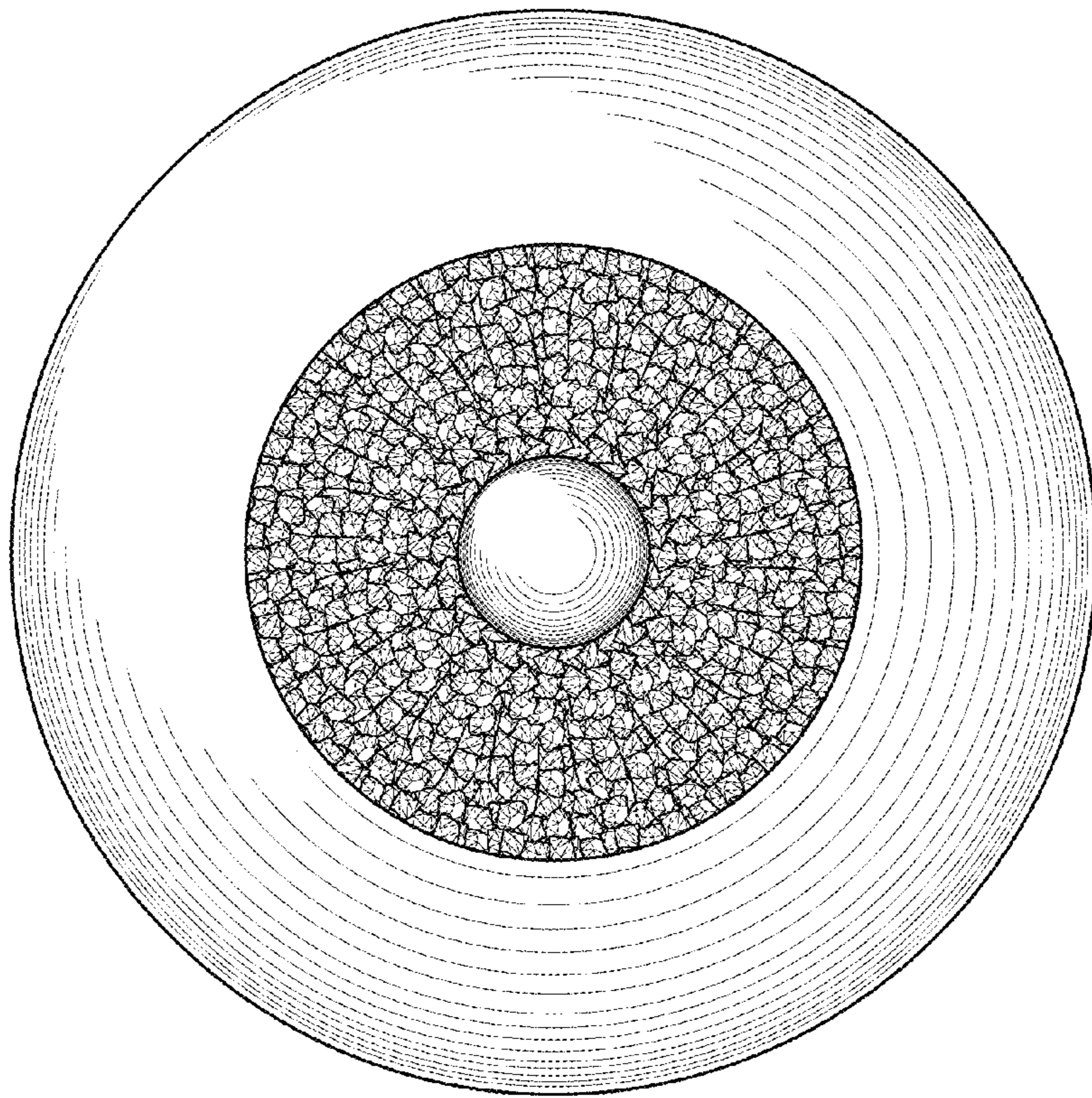


Fig.2

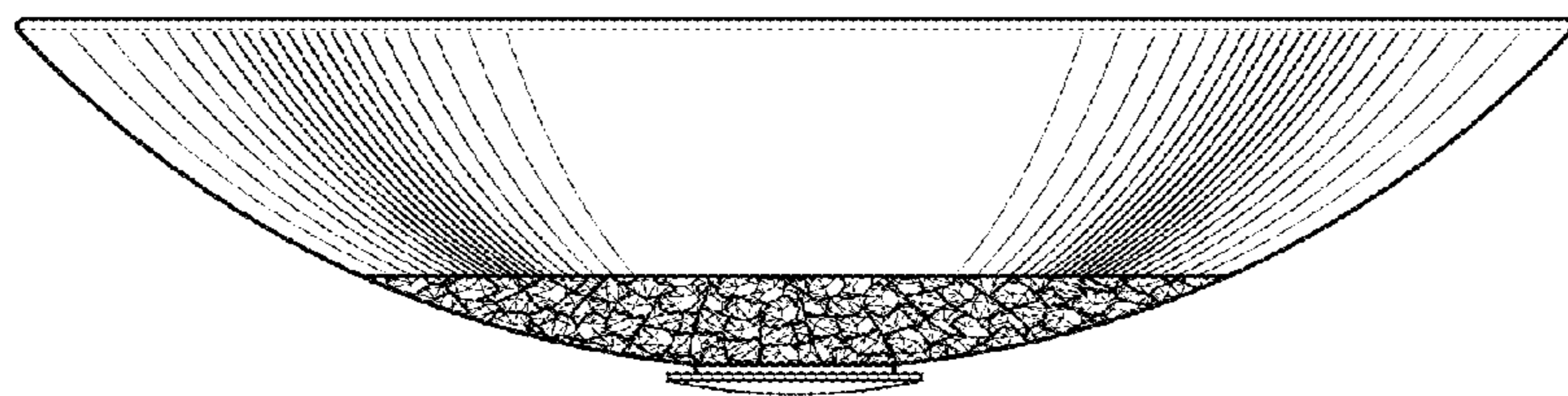


Fig.3