

US00D699872S

(12) **United States Design Patent**  
**Karpowicz et al.**

(10) **Patent No.:** **US D699,872 S**

(45) **Date of Patent:** **\*\* Feb. 18, 2014**

(54) **CANDLE WITH EMBEDDED CRYSTALS**

(71) Applicants: **Diana J. Karpowicz**, Hialeah, FL (US);  
**Lorena Frometa**, Miami, FL (US)

(72) Inventors: **Diana J. Karpowicz**, Hialeah, FL (US);  
**Lorena Frometa**, Miami, FL (US)

(\*\*) Term: **14 Years**

(21) Appl. No.: **29/452,216**

(22) Filed: **Apr. 12, 2013**

(51) **LOC (10) Cl.** ..... **26-04**

(52) **U.S. Cl.**  
USPC ..... **D26/6; D26/22**

(58) **Field of Classification Search**  
USPC ..... D26/6, 7, 9-23; 431/299, 125, 126,  
431/292, 289; D11/131, 131.1, 157  
See application file for complete search history.

(56) **References Cited**

U.S. PATENT DOCUMENTS

D424,219 S *	5/2000	Toscano et al.	.....	D26/7
D426,004 S *	5/2000	Toscano et al.	.....	D26/7
D465,037 S *	10/2002	McCoy	.....	D26/6

\* cited by examiner

*Primary Examiner* — T. Chase Nelson

*Assistant Examiner* — Ania Aman

(74) *Attorney, Agent, or Firm* — Nancy J. Flint, Esq.; Nancy J. Flint, Attorney At Law, P.A.

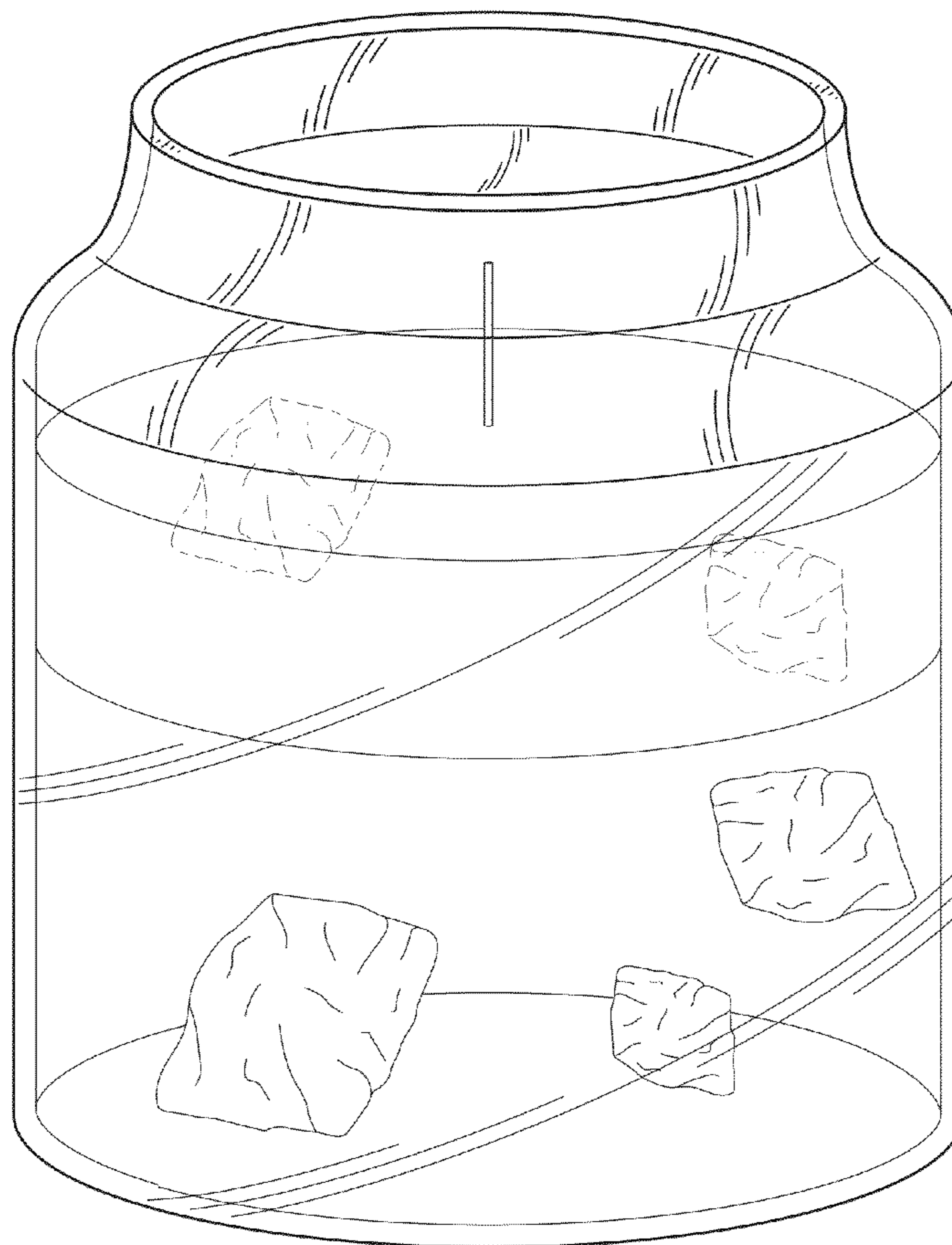
(57) **CLAIM**

The ornamental design for a candle with embedded crystals, as shown and described.

**DESCRIPTION**

FIG. 1 is a front perspective view of a candle with embedded crystals showing our new design;  
FIG. 2 is a front view of a candle with embedded crystals;  
FIG. 3 is a back view of a candle with embedded crystals;  
FIG. 4 is a left side view of a candle with embedded crystals;  
FIG. 5 is a right side view of a candle with embedded crystals;  
FIG. 6 is a top view of a candle with embedded crystals; and,  
FIG. 7 is a bottom view of a candle with embedded crystals.  
Right side views not shown are mirror images of left side views. Any broken lines illustrative of environmental structure in the drawings are not part of the design sought to be patented.

**1 Claim, 7 Drawing Sheets**






FIG. 1




FIG. 2

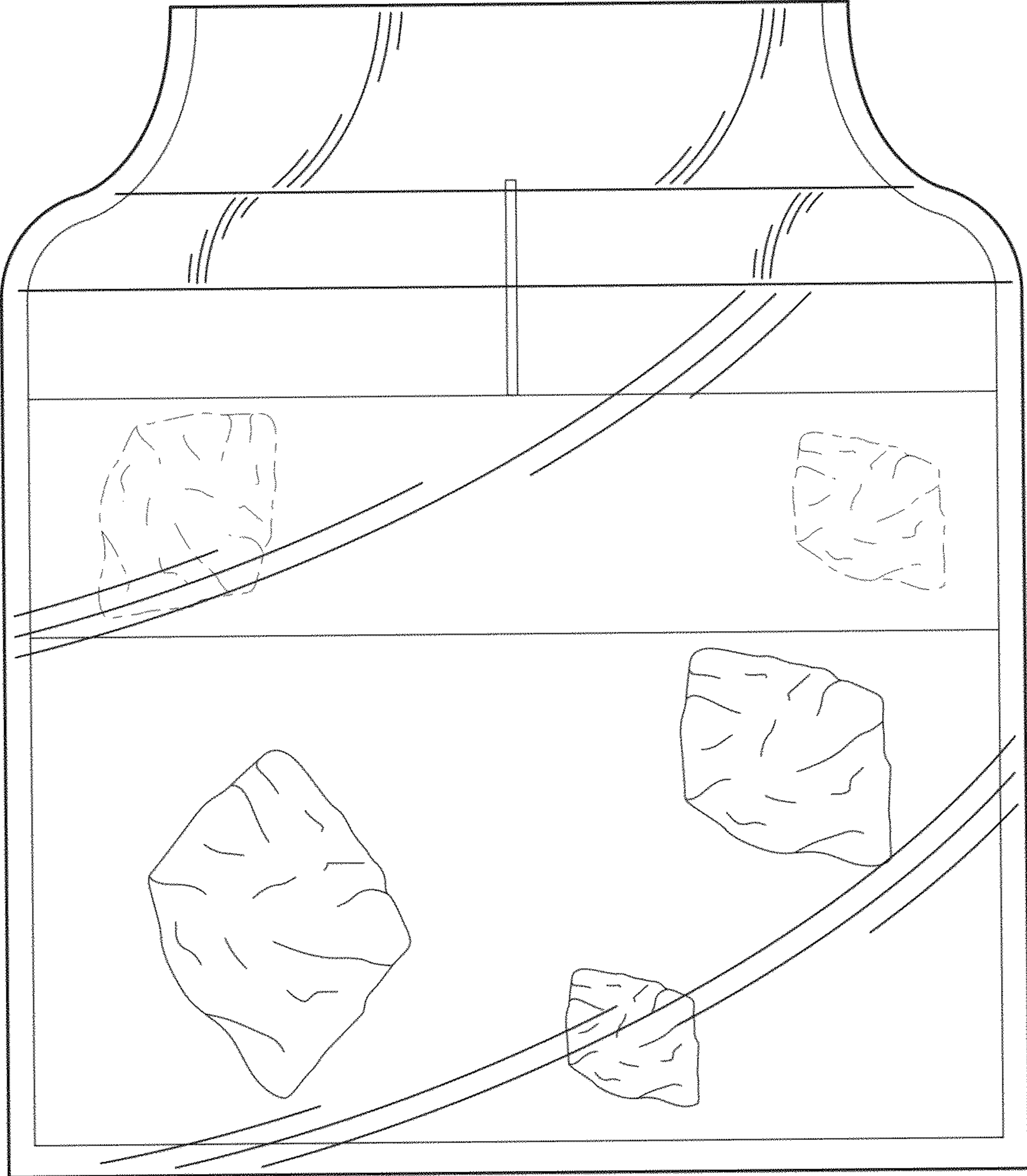


FIG. 3



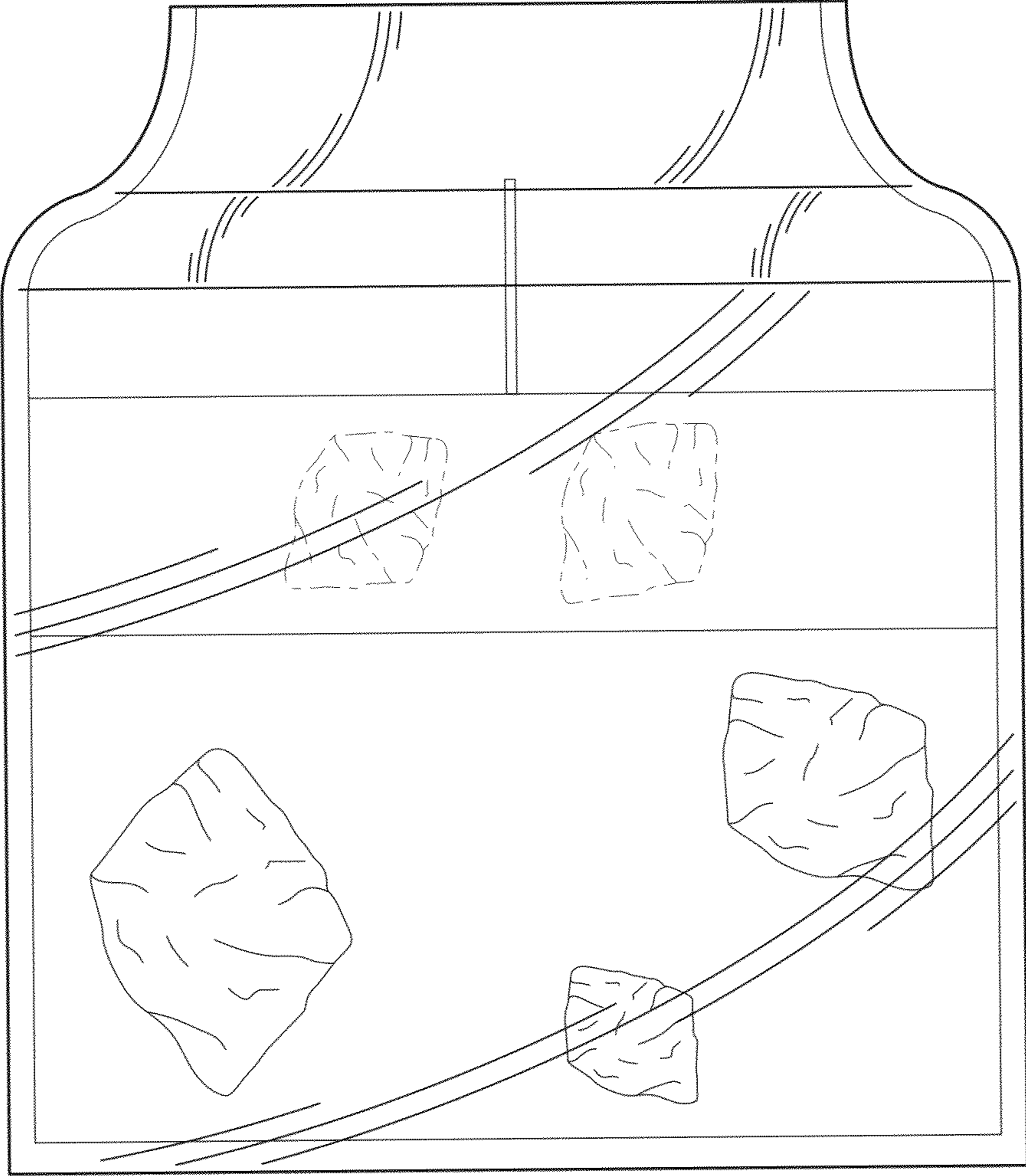


FIG. 4

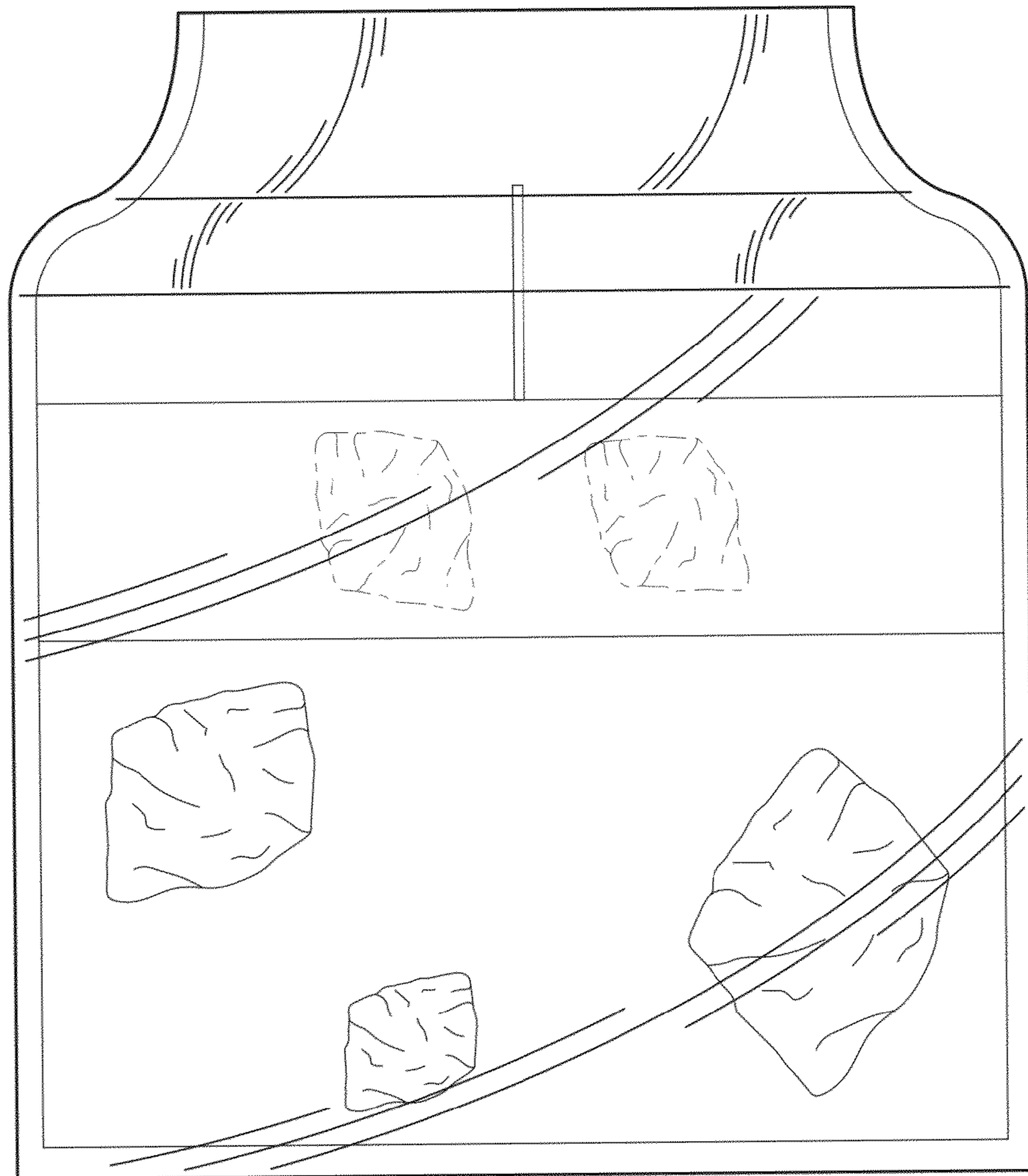


FIG. 5

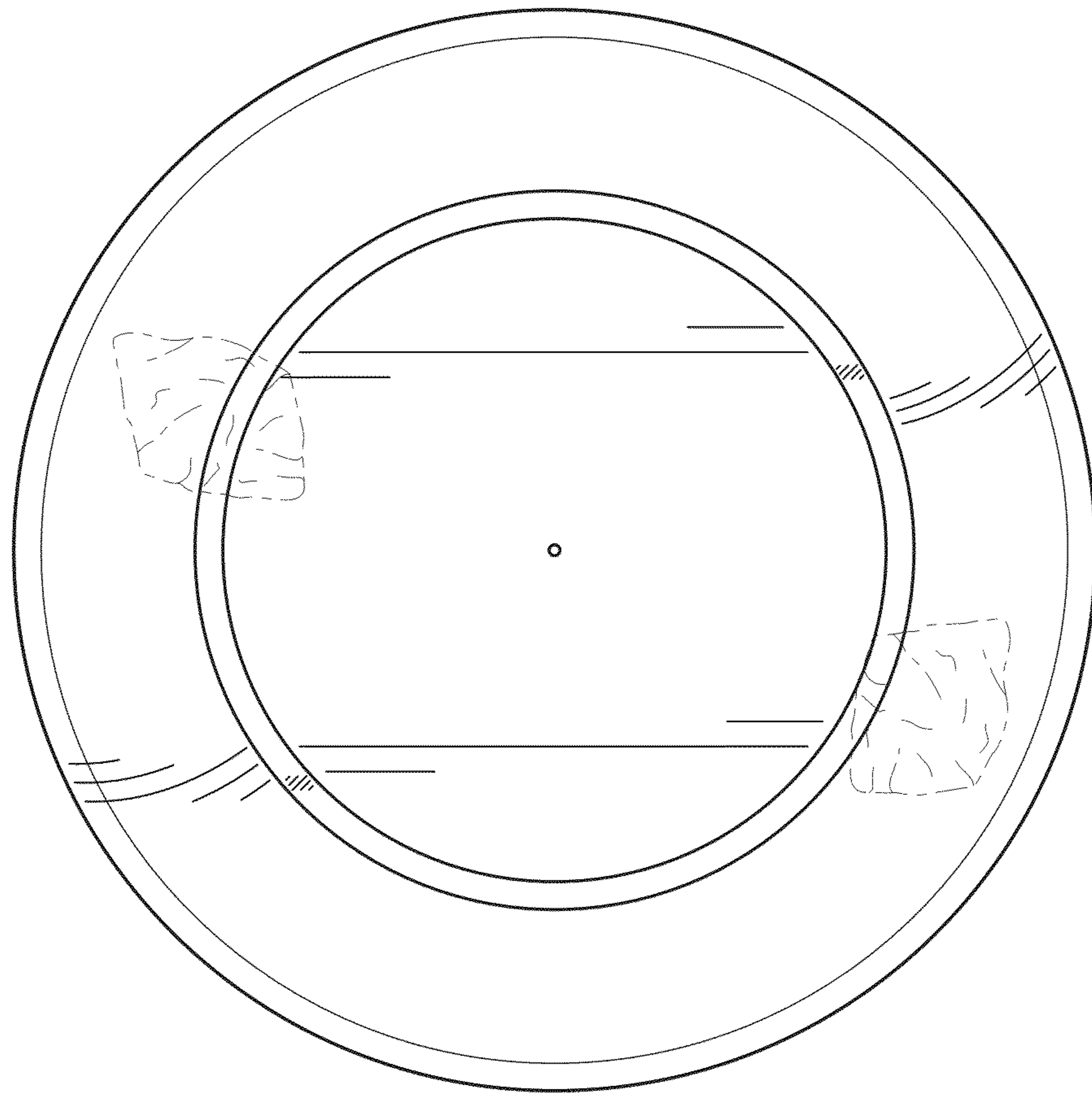


FIG. 6




FIG. 7