



US00D699813S

(12) **United States Design Patent**
Vogt

(10) **Patent No.:** **US D699,813 S**
(45) **Date of Patent:** **** Feb. 18, 2014**

(54) **STORAGE TANK**

(71) Applicant: **Stuart Vogt**, Brooks (CA)

(72) Inventor: **Stuart Vogt**, Brooks (CA)

(**) Term: **14 Years**

(21) Appl. No.: **29/435,583**

(22) Filed: **Oct. 25, 2012**

(51) **LOC (10) Cl.** **23-01**

(52) **U.S. Cl.**
USPC **D23/202**

(58) **Field of Classification Search**
USPC D23/202; 220/565, 560.01, 560.04,
220/905, 4.12, 4.14, 581, 582; 210/744
See application file for complete search history.

(56) **References Cited**

U.S. PATENT DOCUMENTS

D226,902 S * 5/1973 Evander D23/202
D261,026 S * 9/1981 Koga et al. D23/202

* cited by examiner

Primary Examiner — Robin V Webster

(74) *Attorney, Agent, or Firm* — Adrian D. Batison; Ade & Company Inc

(57) **CLAIM**

The ornamental design for a storage tank, as shown and described.

DESCRIPTION

FIG. 1 is an isometric view from one side and the rear of the storage tank showing the design.

FIG. 2 is a first side elevational view of the storage tank showing the design.

FIG. 3 is a front elevational view of the storage tank showing the design.


FIG. 4 is a rear elevational view of the storage tank showing the design.

FIG. 5 is a second side elevational view of the storage tank showing the design.

FIG. 6 is a top plan view of the storage tank showing the design; and,

FIG. 7 is a bottom plan view of the storage tank showing the design.

1 Claim, 7 Drawing Sheets






FIGURE 1

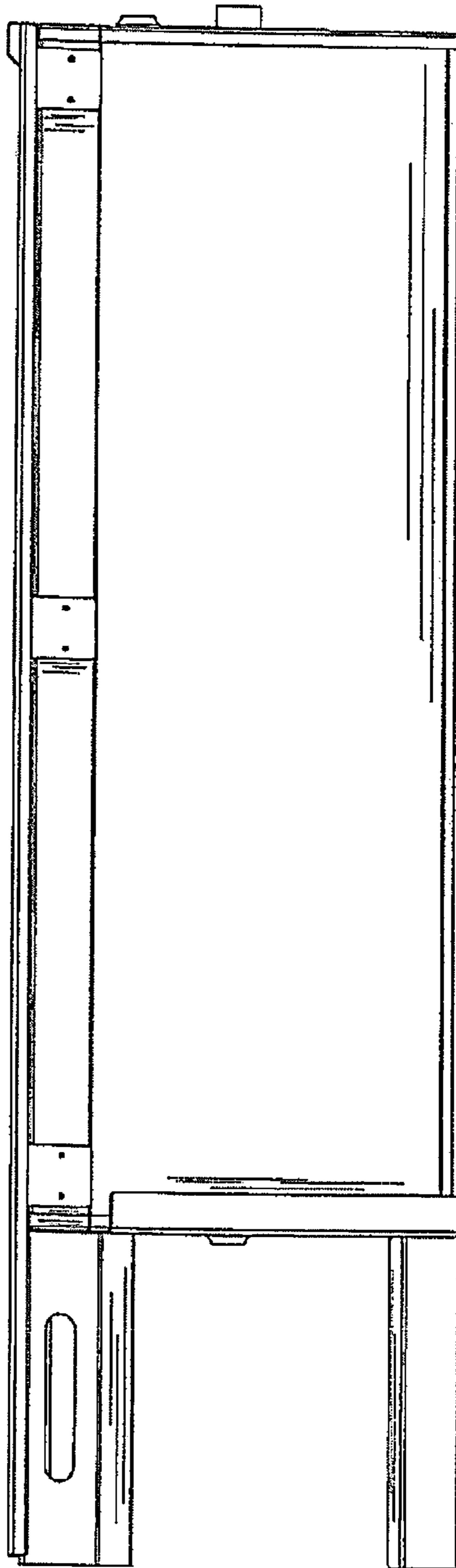


FIGURE 2




FIGURE 3




FIGURE 4

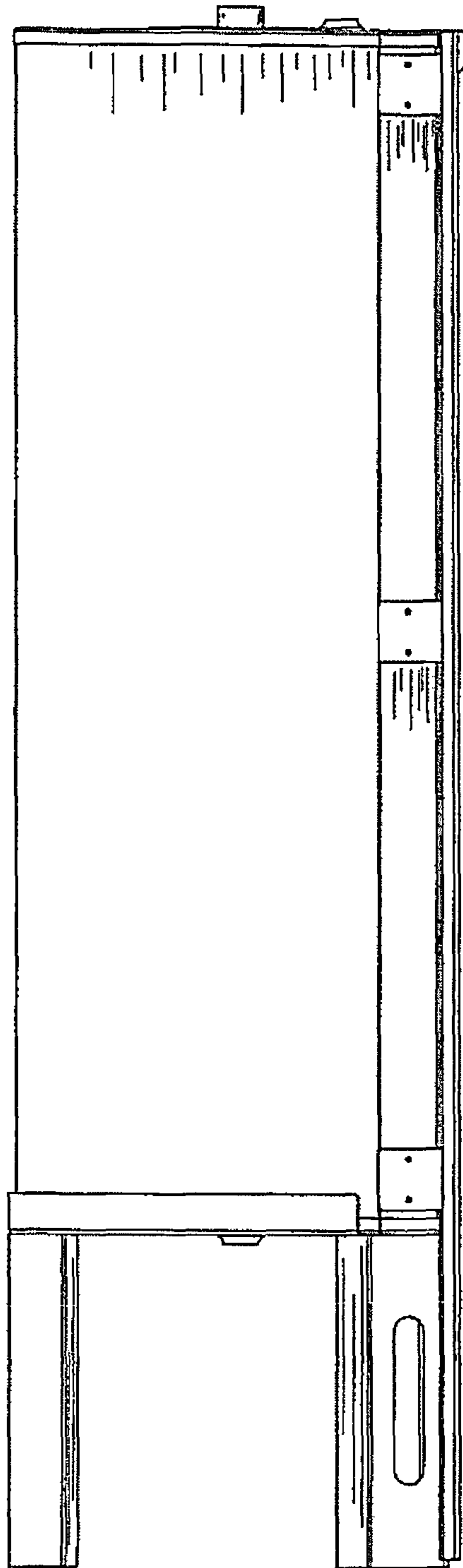


FIGURE 5

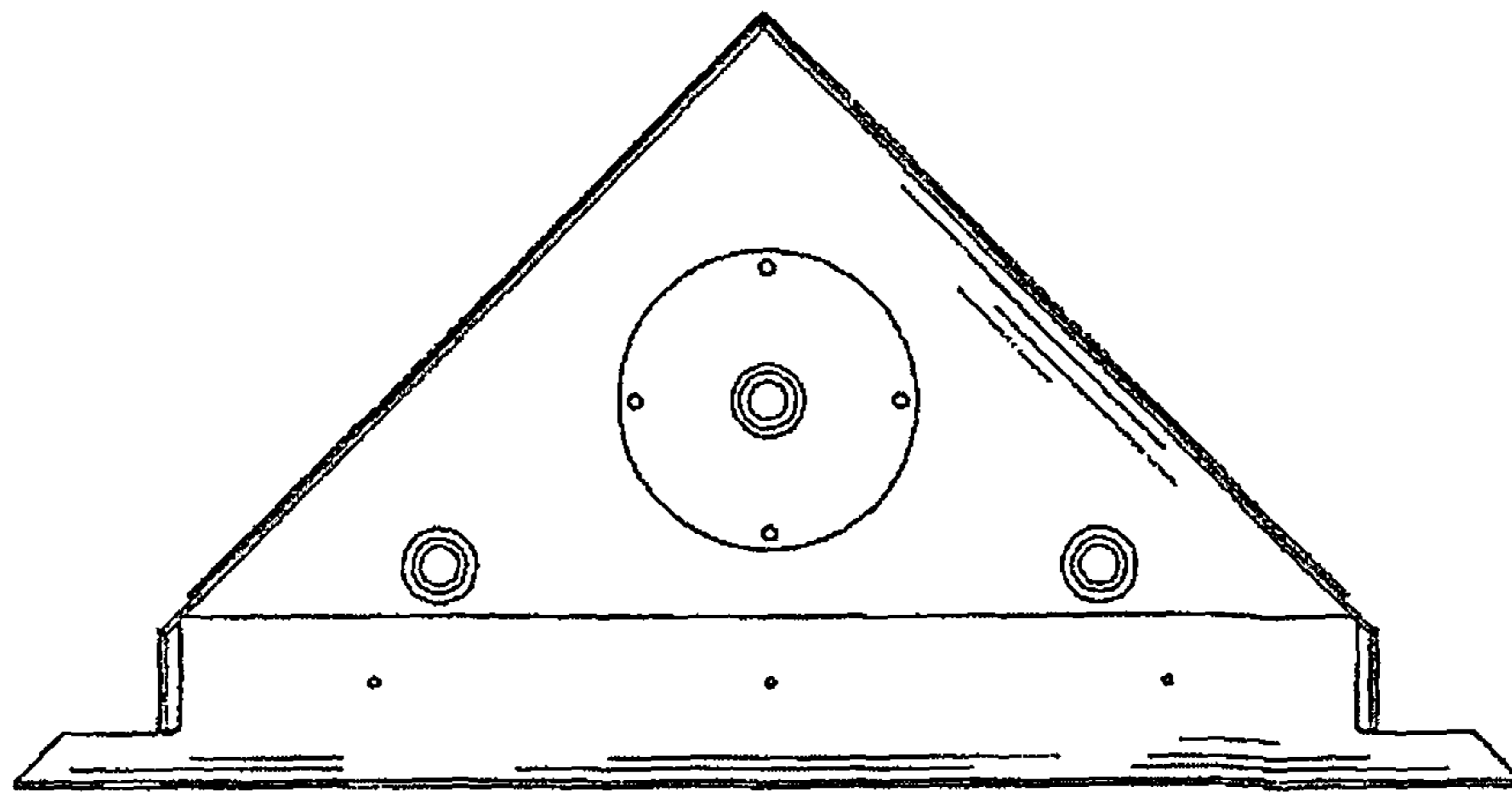


FIGURE 6

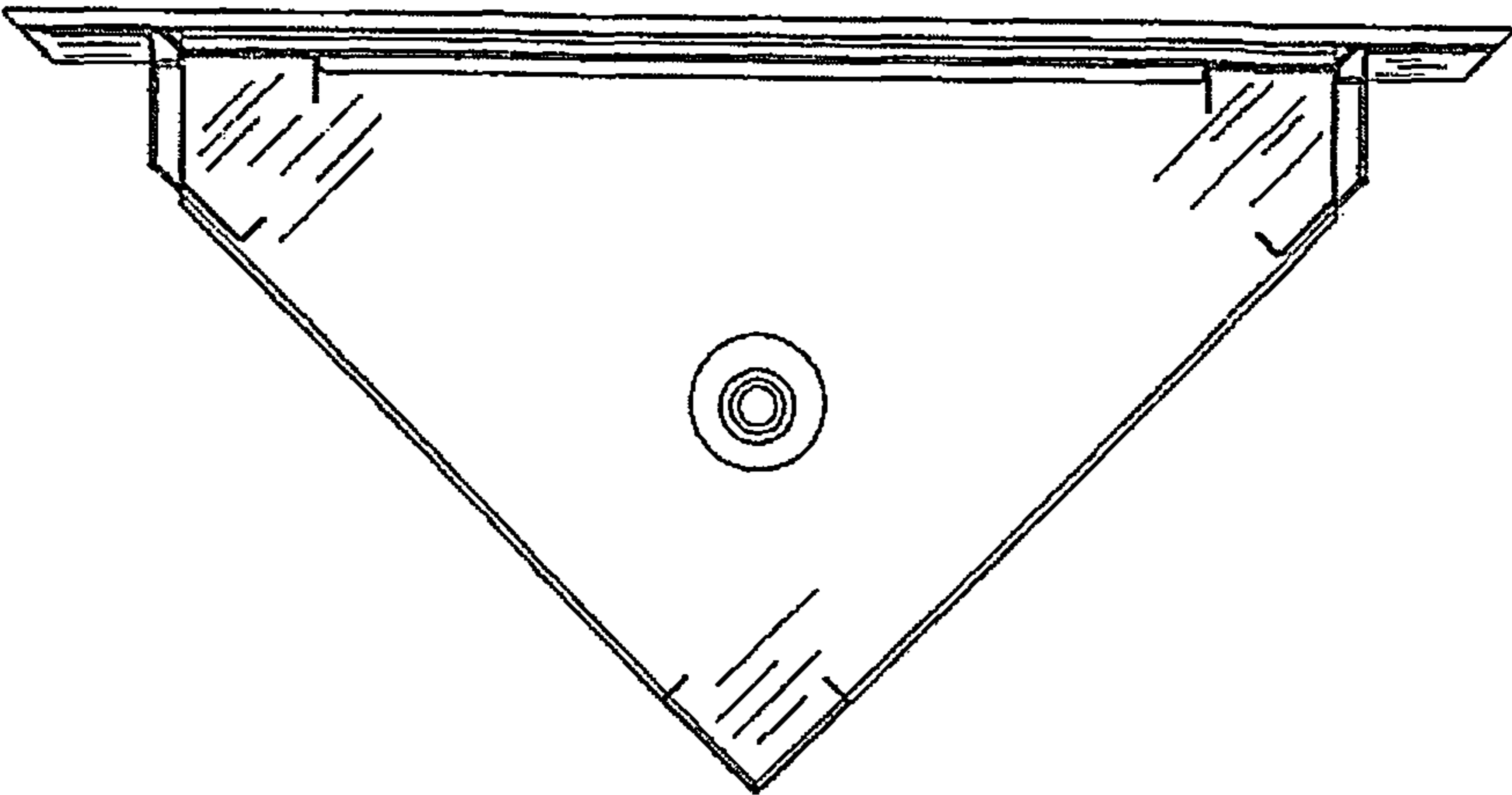


FIGURE 7