

US00D699801S

(12) **United States Design Patent**
Ito et al.

(10) **Patent No.:** **US D699,801 S**
(45) **Date of Patent:** **** Feb. 18, 2014**

(54) **GOLF CLUB SHAFT**

(75) Inventors: **Akinari Ito**, Tokyo (JP); **Kouji Shiga**,
Toyohashi (JP); **Toshio Ninomiya**,
Toyohashi (JP)

(73) Assignee: **Mitsubishi Rayon Co., Ltd.** (JP)

(**) Term: **14 Years**

(21) Appl. No.: **29/430,933**

(22) Filed: **Aug. 31, 2012**

(30) **Foreign Application Priority Data**

Mar. 2, 2012 (JP) 2012-004780

(51) **LOC (10) Cl.** **21-02**

(52) **U.S. Cl.**
USPC **D21/757**

(58) **Field of Classification Search**
USPC D21/756-757; 473/316-323
See application file for complete search history.

(56) **References Cited**

U.S. PATENT DOCUMENTS

D327,309 S * 6/1992 Shigetoh D21/757
D430,248 S * 8/2000 Adams et al. D21/757

D444,526 S * 7/2001 Adams et al. D21/757
D466,575 S * 12/2002 Hedrick et al. D21/757
D507,815 S * 7/2005 Hedrick et al. D21/757
D537,498 S * 2/2007 Brookshire-Herron D21/757
D602,108 S * 10/2009 Miyama et al. D21/757
D618,297 S * 6/2010 Miyama et al. D21/757
D641,820 S * 7/2011 Swist D21/757
D664,226 S * 7/2012 Itou et al. D21/757
D664,620 S * 7/2012 Itou et al. D21/757

* cited by examiner

Primary Examiner — Mitchell Siegel

(74) *Attorney, Agent, or Firm* — SAIDMAN DesignLaw
Group

(57) **CLAIM**

The ornamental design for a golf club shaft, as shown and
described.

DESCRIPTION

FIG. 1 is a front elevation view of a golf club shaft showing
our new design;
FIG. 2 is an inverted rear elevational view thereof;
FIG. 3 is a top plan view thereof; and,
FIG. 4 is a bottom plan view thereof.
The broken lines are environmental only and form no part of
the claimed design.

1 Claim, 2 Drawing Sheets



Fig.1




Fig.2




Fig.3




Fig.4

