



US00D699800S

(12) **United States Design Patent**
Griffin, IV

(10) **Patent No.:** **US D699,800 S**

(45) **Date of Patent:** **** Feb. 18, 2014**

(54) **GRIP WRAP**

(71) Applicant: **Gripscholar, LLC**, Cambridge, MA
(US)

(72) Inventor: **Daniel Edward Griffin, IV**, Cambridge,
MA (US)

(73) Assignee: **Gripscholar, LLC**, Cambridge, MA
(US)

(**) Term: **14 Years**

(21) Appl. No.: **29/433,883**

(22) Filed: **Oct. 5, 2012**

(51) **LOC (10) Cl.** **21-02**

(52) **U.S. Cl.**
USPC **D21/756**

(58) **Field of Classification Search**
USPC **D21/756-758; 473/300-303, 201-204**
See application file for complete search history.

(56) **References Cited**

U.S. PATENT DOCUMENTS

712,383	A *	10/1902	Joule	473/302
1,435,088	A *	11/1922	Smith	473/302
1,940,104	A *	12/1933	Russell et al.	473/301
2,046,164	A *	6/1936	Herkner	473/302
3,140,873	A *	7/1964	Goodwin	473/302
D371,818	S *	7/1996	Stolz	D21/756
5,624,116	A	4/1997	Yeh	
D379,208	S *	5/1997	Kulisek, Jr.	D21/756
D395,068	S *	6/1998	George	D21/756
5,816,934	A *	10/1998	Huang	473/301
5,827,129	A *	10/1998	Huang	473/301
D401,294	S *	11/1998	Kaner	D21/756
D469,138	S	1/2003	Huang	
6,558,270	B2 *	5/2003	Kwitek	473/301

6,916,260	B1	7/2005	Poteet	
D556,846	S *	12/2007	Witzeman	D21/756
D561,281	S *	2/2008	Sims et al.	D21/756
7,566,375	B2	7/2009	Huang	
7,708,648	B2	5/2010	Brunton et al.	
7,758,455	B2	7/2010	Thomas	
D643,489	S *	8/2011	Symonds	D21/756
D654,972	S *	2/2012	Green et al.	D21/756
2002/0187845	A1	12/2002	Kim	
2009/0025852	A1	1/2009	Huang	
2009/0114756	A1	5/2009	Huang	

* cited by examiner

Primary Examiner — Mitchell Siegel

(74) *Attorney, Agent, or Firm* — Muirhead and Saturnelli,
LLC

(57) **CLAIM**

The ornamental design for a grip wrap, as shown and described.

DESCRIPTION

A portion of the disclosure of this patent document contains material to which a claim for copyright is made. The copyright owner has no objection to the facsimile reproduction by anyone of the patent document or the patent disclosure, as it appears in the Patent and Trademark Office patent file or records, but reserves all other copyright rights whatsoever.


FIG. 1 is a front elevational view of the new design for a grip wrap;

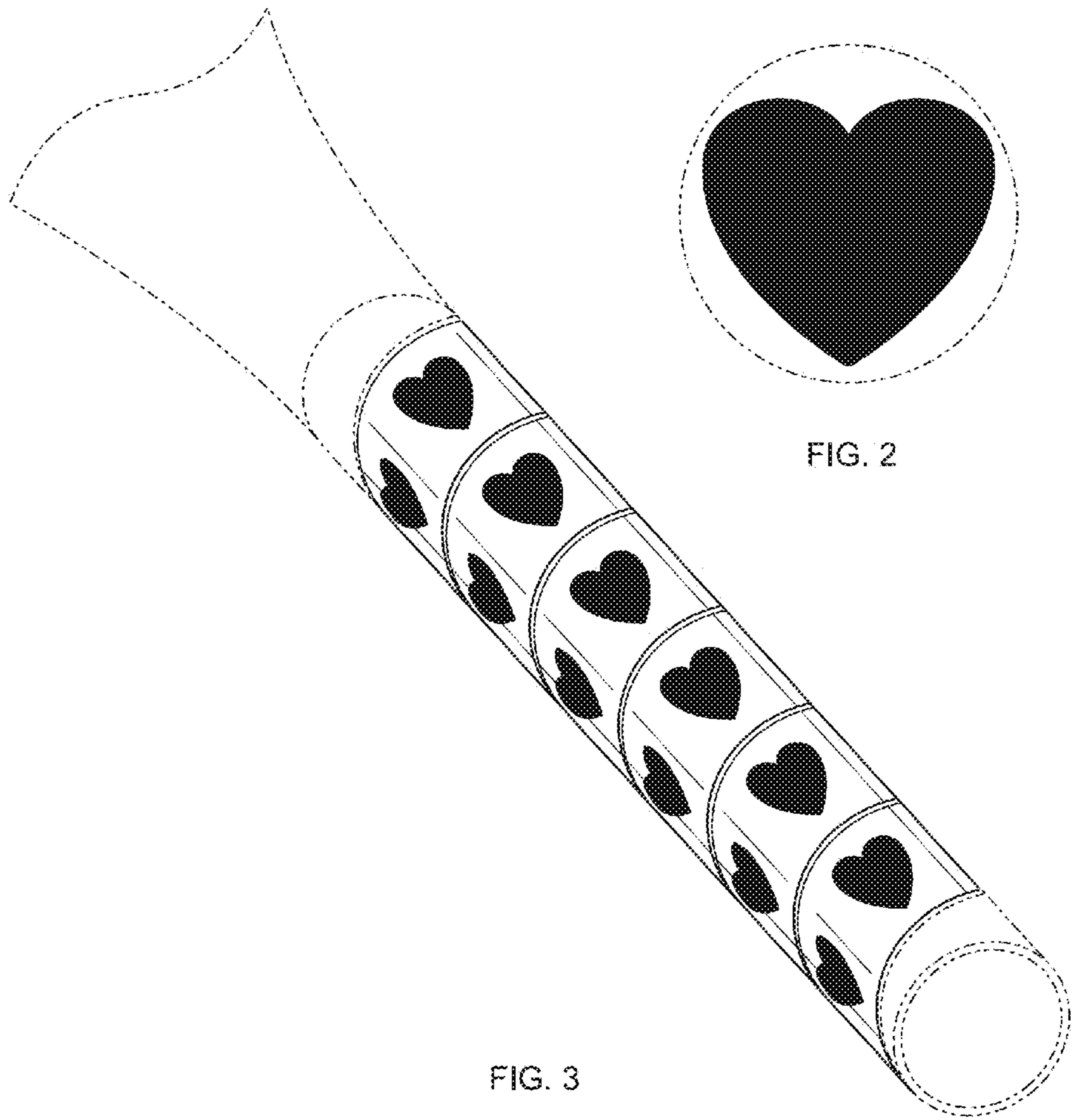
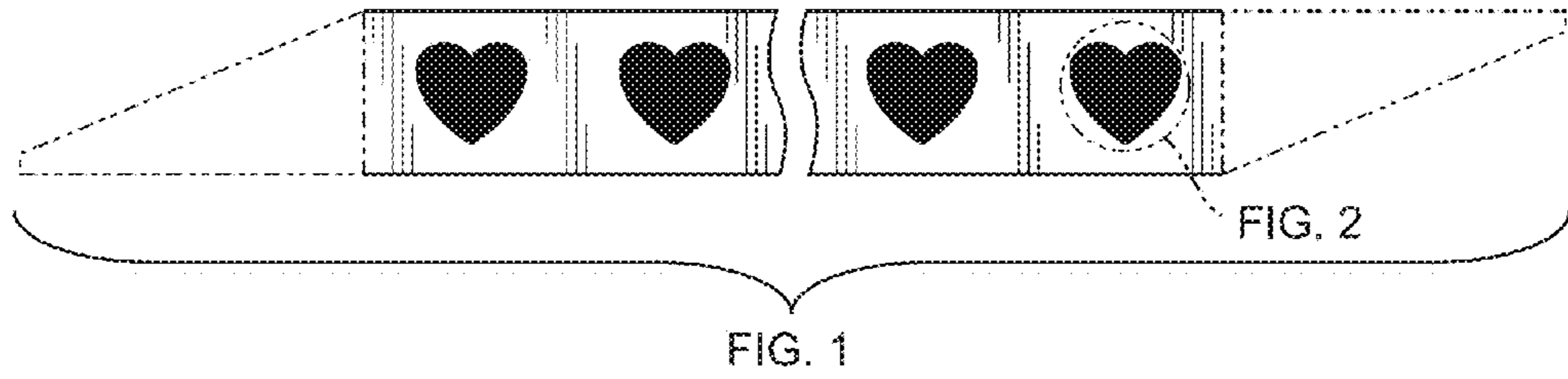
FIG. 2 is an enlarged view of the section indicated in FIG. 1; and,

FIG. 3 is a perspective view showing the grip wrap when wrapped in example around a grip of a sports implement.

The portions of the article and the environmental structure shown by broken lines in the drawings form no part of the claimed design.

1 Claim, 1 Drawing Sheet





UNITED STATES PATENT AND TRADEMARK OFFICE
CERTIFICATE OF CORRECTION

PATENT NO. : D699,800 S
APPLICATION NO. : 29/433883
DATED : February 18, 2014
INVENTOR(S) : Daniel Edward Griffin, IV

Page 1 of 1

It is certified that error appears in the above-identified patent and that said Letters Patent is hereby corrected as shown below:

In the Drawings

FIG. 2 should include the copyright notice caption “© 2012 GRIPSCHOLAR, LLC”

Signed and Sealed this
Thirteenth Day of May, 2014



Michelle K. Lee
Deputy Director of the United States Patent and Trademark Office