

US00D699767S

(12) **United States Design Patent**  
**Yoon-jung et al.**

(10) **Patent No.:** **US D699,767 S**

(45) **Date of Patent:** **\*\* Feb. 18, 2014**

(54) **REFRIGERATOR**

- (71) Applicant: **Samsung Electronics Co., Ltd.**,  
Suwon-si (KR)
- (72) Inventors: **Choi Yoon-jung**, Seoul (KR); **Lee Sanghoon**, Seoul (KR); **Park Youngmin**, Seoul (KR); **Kim Jang-Won**, Seoul (KR); **Kim Ae-Ryun**, Seoul (KR)
- (73) Assignee: **Samsung Electronics Co., Ltd.**,  
Suwon-Si (KR)
- (\*\*) Term: **14 Years**

(21) Appl. No.: **29/443,444**

(22) Filed: **Jan. 17, 2013**

(30) **Foreign Application Priority Data**

Aug. 28, 2012 (KR) ..... 30-2012-0041321

(51) **LOC (10) Cl.** ..... **15-07**

(52) **U.S. Cl.**  
USPC ..... **D15/85**

(58) **Field of Classification Search**

USPC ..... D15/78-88; 62/3.6, 3.63, 3.64, 293,  
62/331, 371, 440-445, 467; 312/112-119,  
312/236, 400-408, 138.1, 139.1

See application file for complete search history.

(56) **References Cited**

U.S. PATENT DOCUMENTS

D130,353 S *	11/1941	Jnaes .....	D15/88
D179,147 S *	11/1956	Munz et al. ....	D15/87
D184,780 S *	3/1959	Sundberg .....	D15/87
D188,011 S *	5/1960	Ferar .....	D15/87
D199,938 S *	12/1964	Lucey .....	D15/87
D200,679 S *	3/1965	Ferar et al. ....	D15/87
D491,583 S *	6/2004	Cho et al. ....	D15/85
D491,584 S *	6/2004	Kim et al. ....	D15/85
D529,934 S *	10/2006	Becke .....	D15/87
D529,935 S *	10/2006	Becke .....	D15/87
D562,853 S *	2/2008	Esteve et al. ....	D15/87
D579,032 S *	10/2008	Nehring et al. ....	D15/87
D602,051 S *	10/2009	Yalcin et al. ....	D15/87
D681,693 S *	5/2013	Meda et al. ....	D15/85
D681,694 S *	5/2013	Meda et al. ....	D15/85

\* cited by examiner

*Primary Examiner* — Mitchell Siegel

(74) *Attorney, Agent, or Firm* — Ladas & Parry LLP

(57) **CLAIM**

We claim the ornamental design for a refrigerator, as shown.

**DESCRIPTION**

FIG. 1 is a front/right-side/top perspective view of a refrigerator showing our new design;  
FIG. 2 is a front-side elevational view thereof;  
FIG. 3 is a rear-side elevational view thereof;  
FIG. 4 is a left-side elevational view thereof;  
FIG. 5 is a right-side elevational view thereof;  
FIG. 6 is a top-side elevational view thereof; and,  
FIG. 7 is a bottom-side elevational view thereof.

**1 Claim, 7 Drawing Sheets**

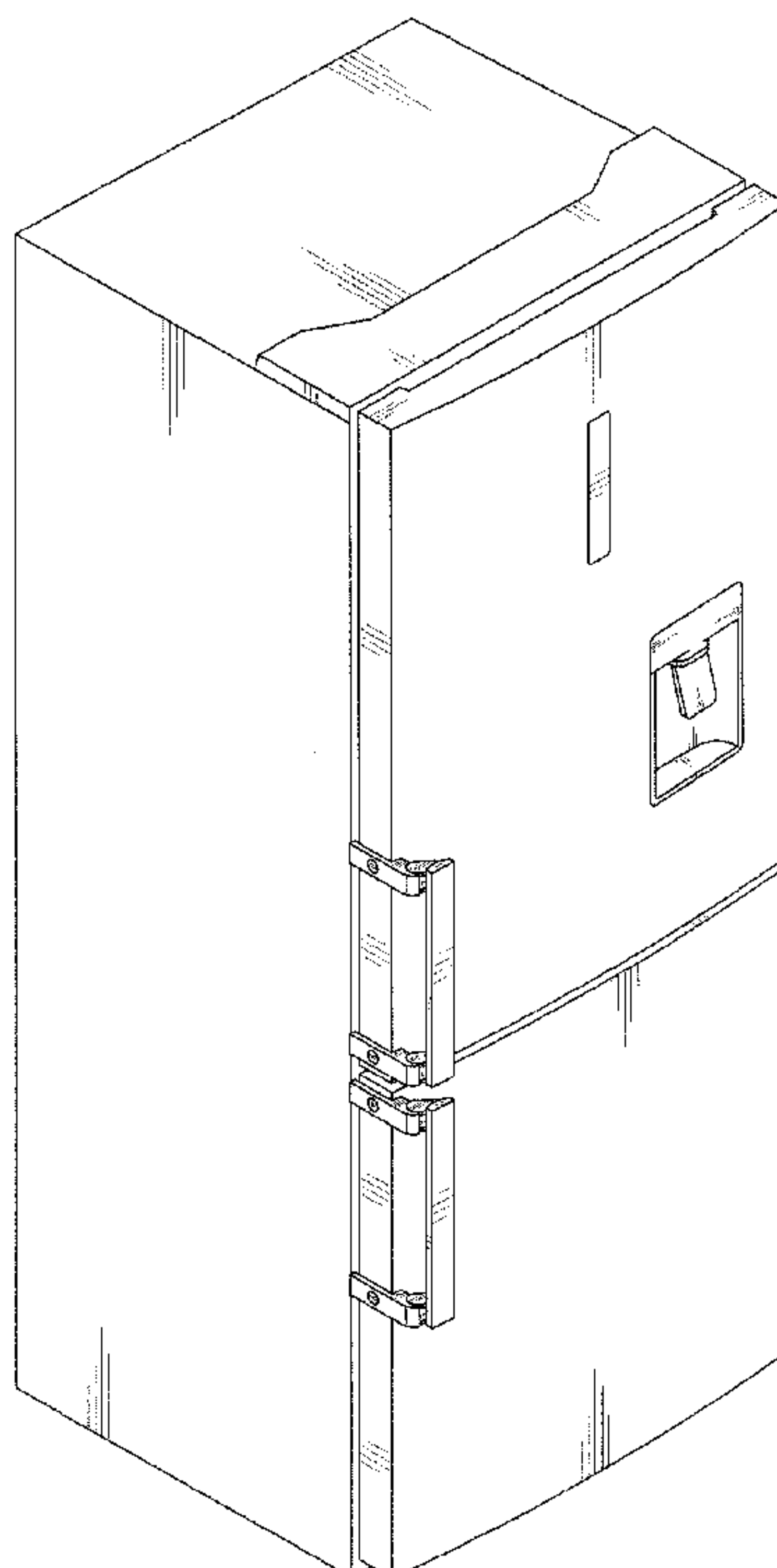


FIG. 1

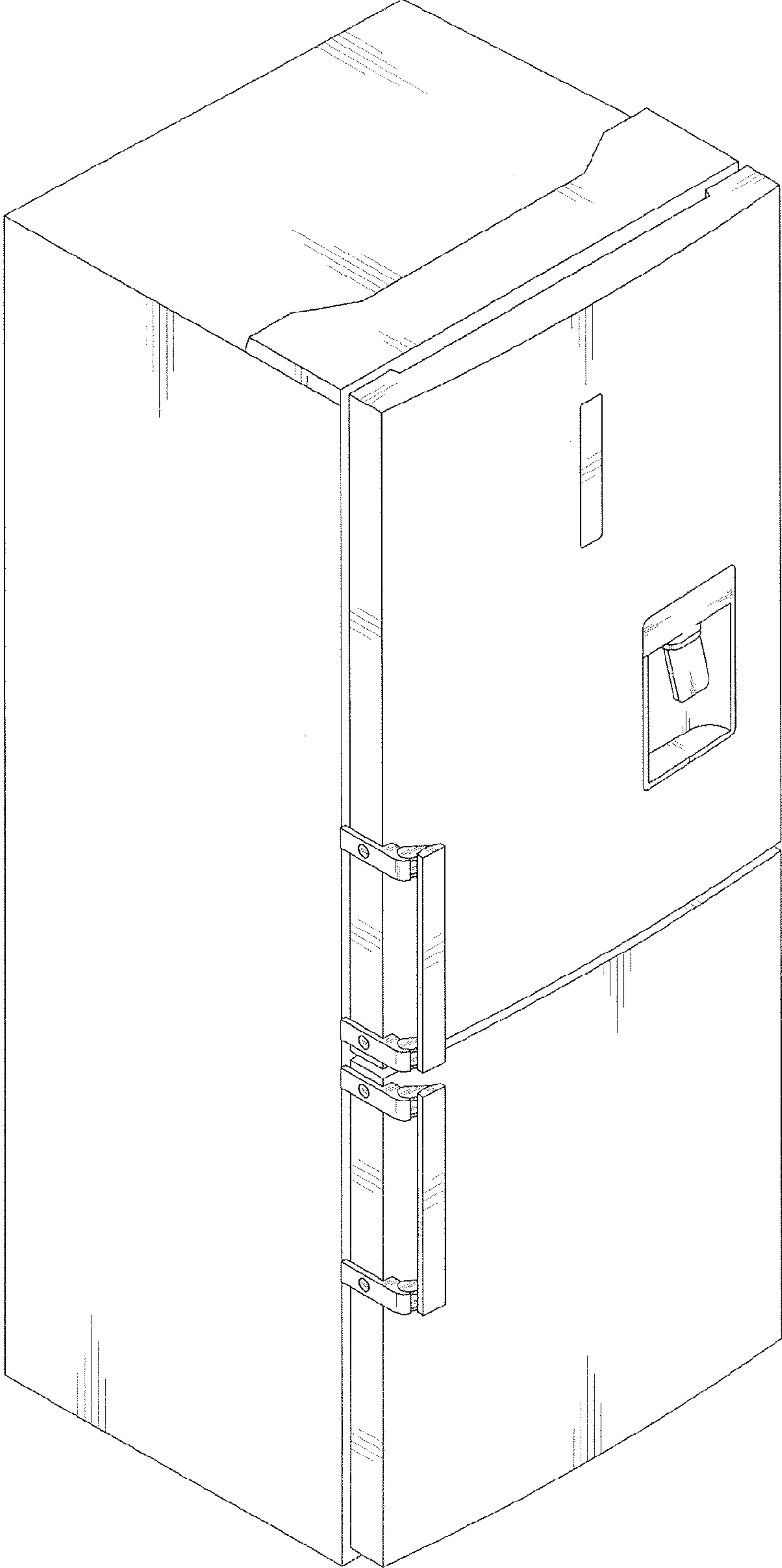


FIG. 2

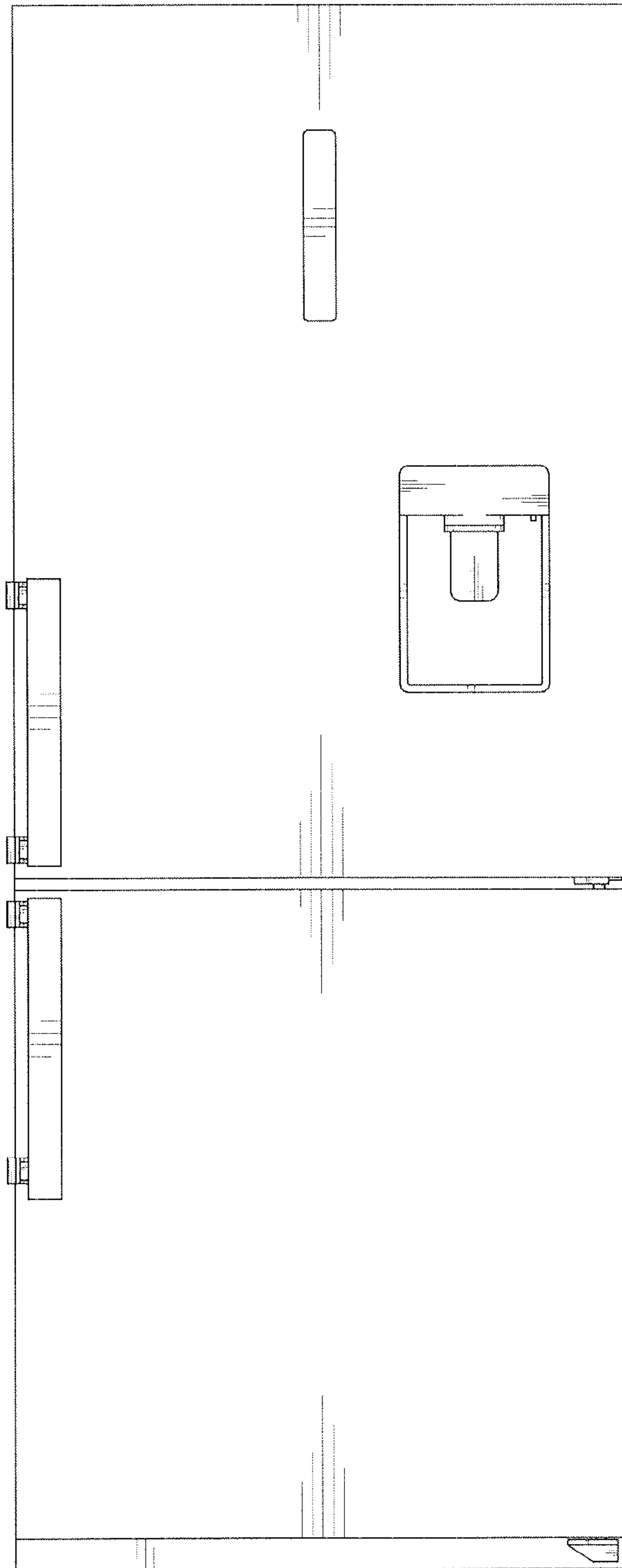


FIG. 3




FIG. 4

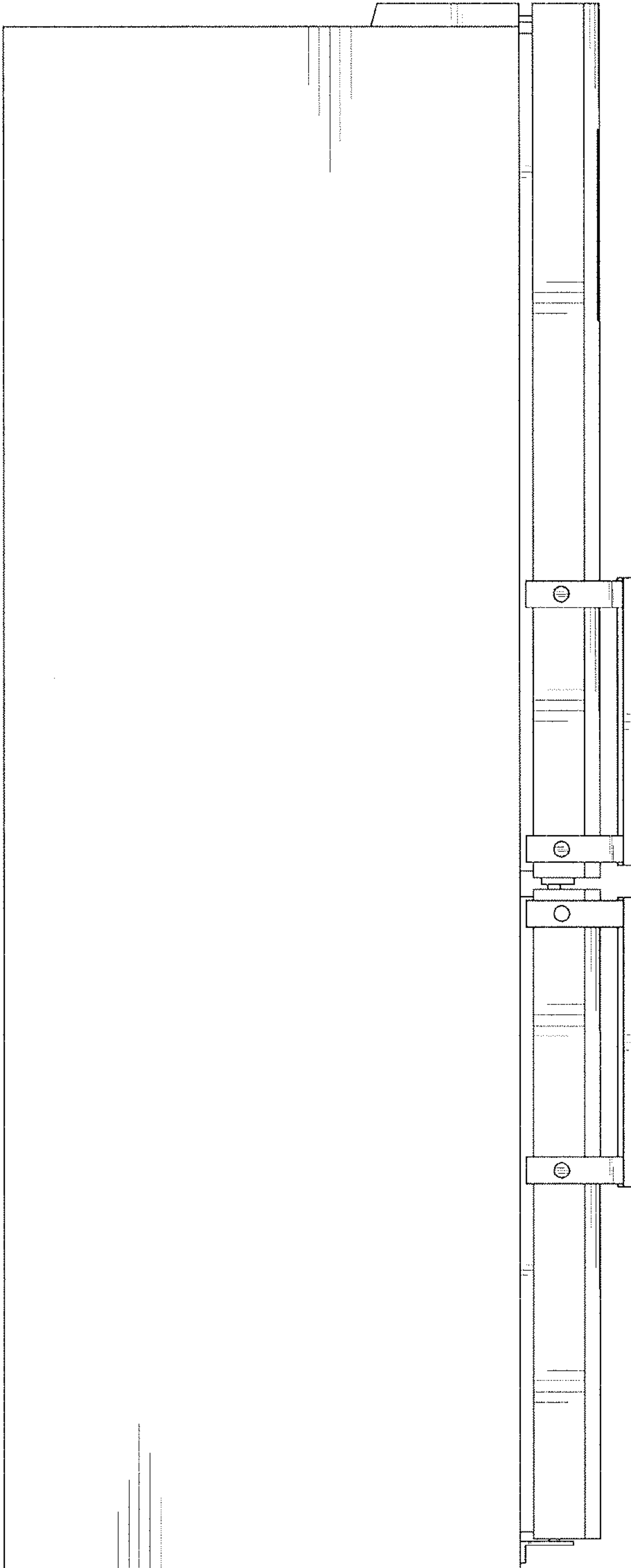


FIG. 5

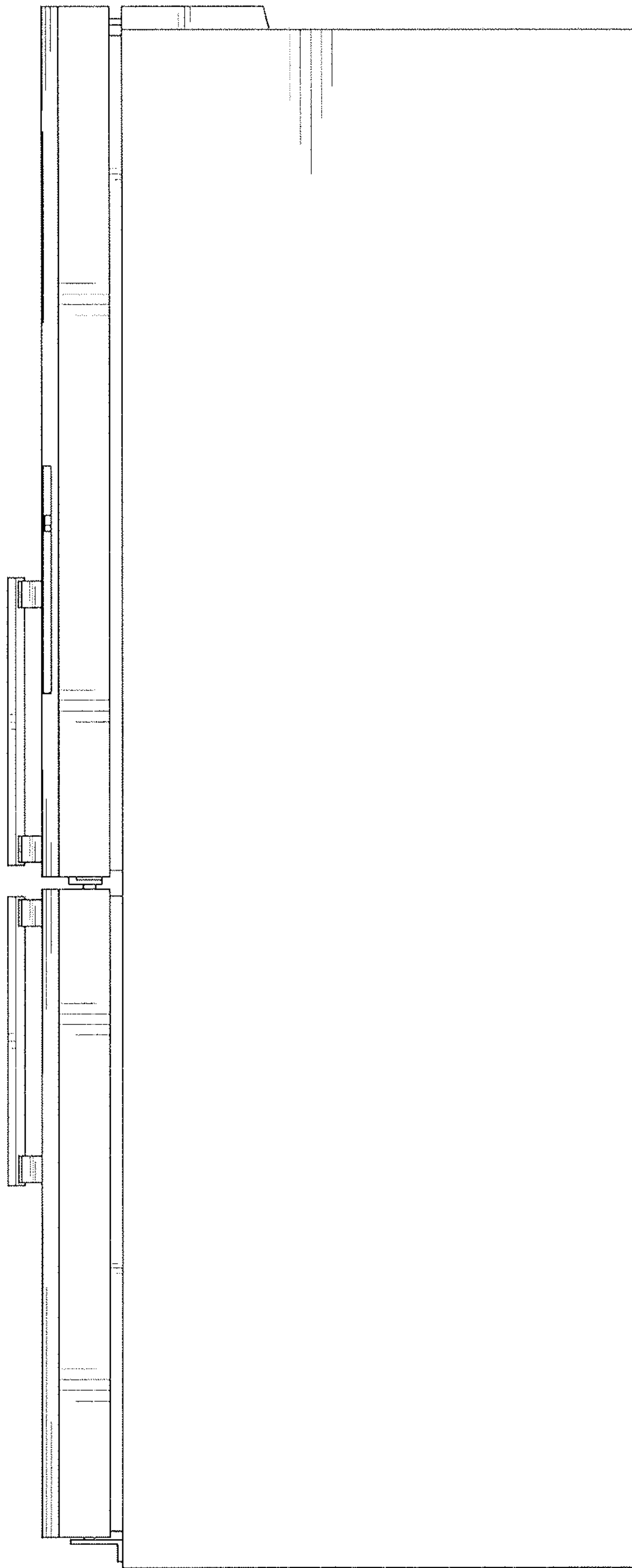


FIG. 6

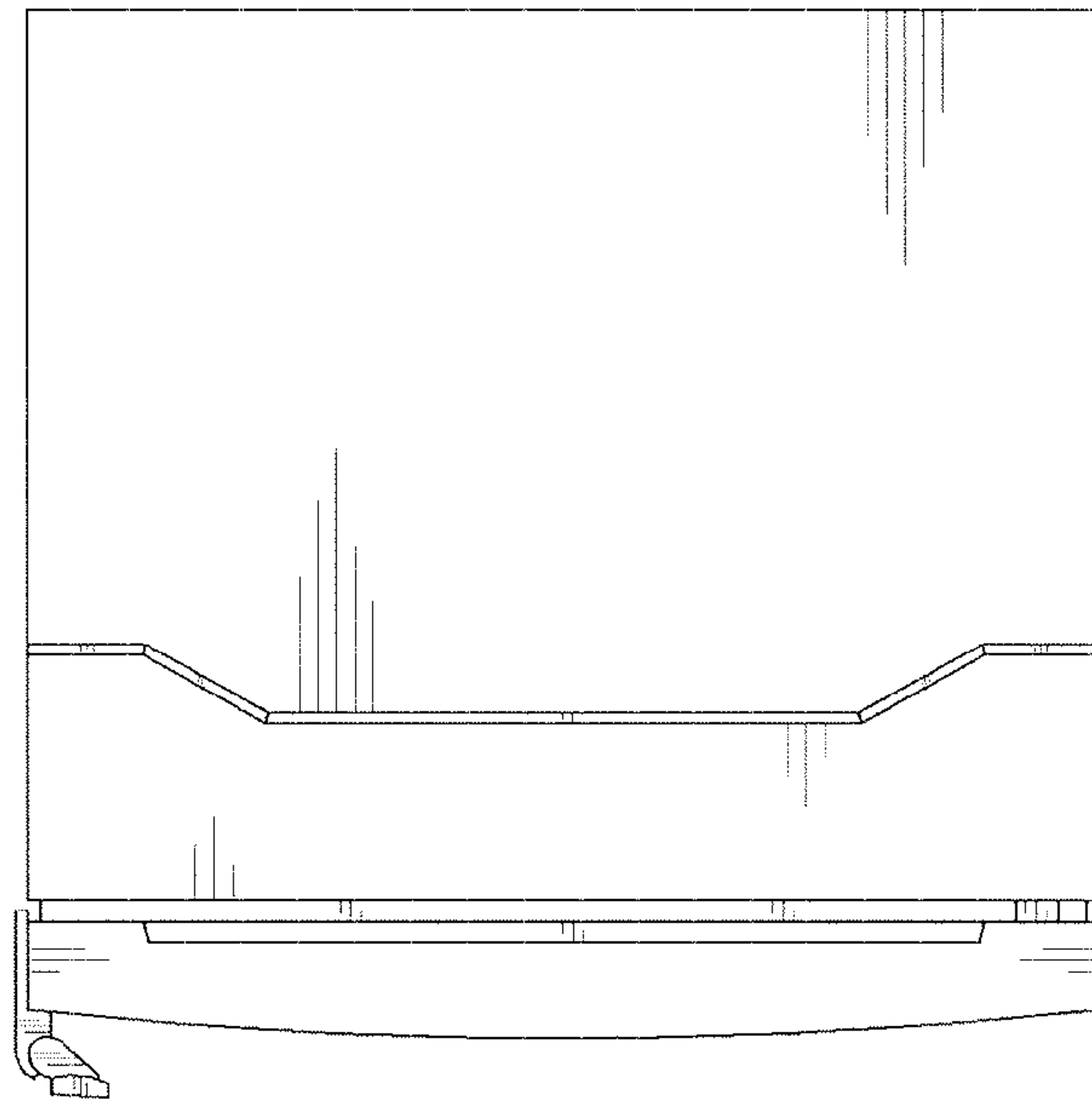


FIG. 7

