



US00D699741S

(12) **United States Design Patent**  
**Wantland et al.**

(10) **Patent No.:** **US D699,741 S**

(45) **Date of Patent:** **\*\* Feb. 18, 2014**

(54) **DISPLAY SCREEN WITH GRAPHICAL USER INTERFACE**

(71) Applicant: **Microsoft Corporation**, Redmond, WA (US)

(72) Inventors: **Timothy Wantland**, Seattle, WA (US);  
**Don Barnett**, Monroe, WA (US)

(73) Assignee: **Microsoft Corporation**, Redmond, WA (US)

(\*\*) Term: **14 Years**

(21) Appl. No.: **29/436,348**

(22) Filed: **Nov. 5, 2012**

(51) **LOC (10) Cl.** ..... **14-04**

(52) **U.S. Cl.**  
USPC ..... **D14/487**

(58) **Field of Classification Search**  
USPC ..... D14/485-495; 715/700, 703, 716, 727,  
715/730, 771, 773, 778, 779, 780, 784, 785,  
715/786, 787, 810, 821, 825, 828, 830, 833,  
715/834, 835, 840, 847, 864, 973, 974  
See application file for complete search history.

(56) **References Cited**

U.S. PATENT DOCUMENTS

D480,401 S *	10/2003	Kahn et al. ....	D14/488
D563,965 S	3/2008	Van Dongen et al.	
D591,305 S *	4/2009	Shimoda .....	D14/485
D593,107 S *	5/2009	Shimoda et al. ....	D14/485
D601,157 S *	9/2009	Motohashi .....	D14/486
D642,184 S *	7/2011	Brouwers et al. ....	D14/486

D644,658 S *	9/2011	Lemay .....	D14/492
D650,798 S	12/2011	Impas et al.	
D656,950 S *	4/2012	Shallcross et al. ....	D14/488
D667,420 S *	9/2012	Kriese et al. ....	D14/487
D667,840 S *	9/2012	Anzures .....	D14/487
D667,842 S *	9/2012	Ouilhet .....	D14/489
D673,171 S	12/2012	Peters et al.	
D675,221 S	1/2013	Impas et al.	
D676,866 S *	2/2013	Chaudhri .....	D14/487
D682,289 S *	5/2013	Dijulio et al. ....	D14/486
D683,748 S *	6/2013	Chutani et al. ....	D14/487

\* cited by examiner

*Primary Examiner* — Angela J Lee

(74) *Attorney, Agent, or Firm* — Banner & Witcoff, Ltd.



(57) **CLAIM**

The ornamental design for a display screen with graphical user interface, as shown and described.

**DESCRIPTION**

FIG. 1 is a front view of a display screen with graphical user interface showing our new design;  
 FIG. 2 is a front view of a display screen with graphical user interface showing an alternative embodiment of our new design;  
 FIG. 3 is a front view of the display screen with graphical user interface of FIG. 1 shown with additional disclaimed environment; and,  
 FIG. 4 is a front view of the display screen with graphical user interface of FIG. 2 shown with additional disclaimed environment.  
 The broken line showing of the remainder of the user interface and display screen is for environmental purposes only and forms no part of the claimed design.

**1 Claim, 4 Drawing Sheets**






FIG. 1




FIG. 2




FIG. 3




FIG. 4