

US00D699731S

(12) **United States Design Patent**
Chand et al.

(10) **Patent No.:** **US D699,731 S**
(45) **Date of Patent:** **** Feb. 18, 2014**

(54) **DISPLAY SCREEN WITH GRAPHICAL USER INTERFACE**

(71) Applicant: **Microsoft Corporation**, Redmond, WA (US)

(72) Inventors: **Rajeev Kumar Chand**, Seattle, WA (US); **Sander Martijn Vieggers**, Seattle, WA (US); **Shree Lakshmi Rao**, Pittsburgh, PA (US)

(73) Assignee: **Microsoft Corporation**, Redmond, WA (US)

(**) Term: **14 Years**

(21) Appl. No.: **29/435,518**

(22) Filed: **Oct. 24, 2012**

(51) **LOC (10) Cl.** **14-04**

(52) **U.S. Cl.**
USPC **D14/485**

(58) **Field of Classification Search**
USPC D14/485-495; 715/700, 703, 716, 727, 715/730, 771, 773, 778, 779, 780, 784, 785, 715/786, 787, 810, 821, 825, 828, 830, 833, 715/834, 835, 840, 847, 864, 973, 974
See application file for complete search history.

(56) **References Cited**

U.S. PATENT DOCUMENTS

D581,941 S 12/2008 Melander et al.
D601,157 S * 9/2009 Motohashi D14/486
D633,517 S 3/2011 Weir et al.

D642,191 S 7/2011 Barnett et al.
D644,654 S 9/2011 Maitlen et al.
D647,534 S 10/2011 Doll
D654,505 S 2/2012 Naranjo et al.
D658,193 S * 4/2012 Greenwood et al. D14/485
D658,198 S * 4/2012 Gleasman et al. D14/486
D664,979 S * 8/2012 Barcheck et al. D14/487
D669,487 S * 10/2012 Yang et al. D14/486
D669,908 S * 10/2012 Shallcross et al. D14/486
D670,722 S * 11/2012 Yang et al. D14/486
D673,171 S 12/2012 Peters et al.
D675,221 S 1/2013 Impas et al.
D677,269 S * 3/2013 Scott et al. D14/486
D682,866 S * 5/2013 Peters et al. D14/487
D683,738 S * 6/2013 Wujcik et al. D14/485
D683,748 S * 6/2013 Chutani et al. D14/487
D684,159 S * 6/2013 Wujcik et al. D14/485
D684,164 S * 6/2013 Friedlander et al. D14/486

* cited by examiner

Primary Examiner — Angela J Lee

(74) *Attorney, Agent, or Firm* — Banner & Witcoff, Ltd.

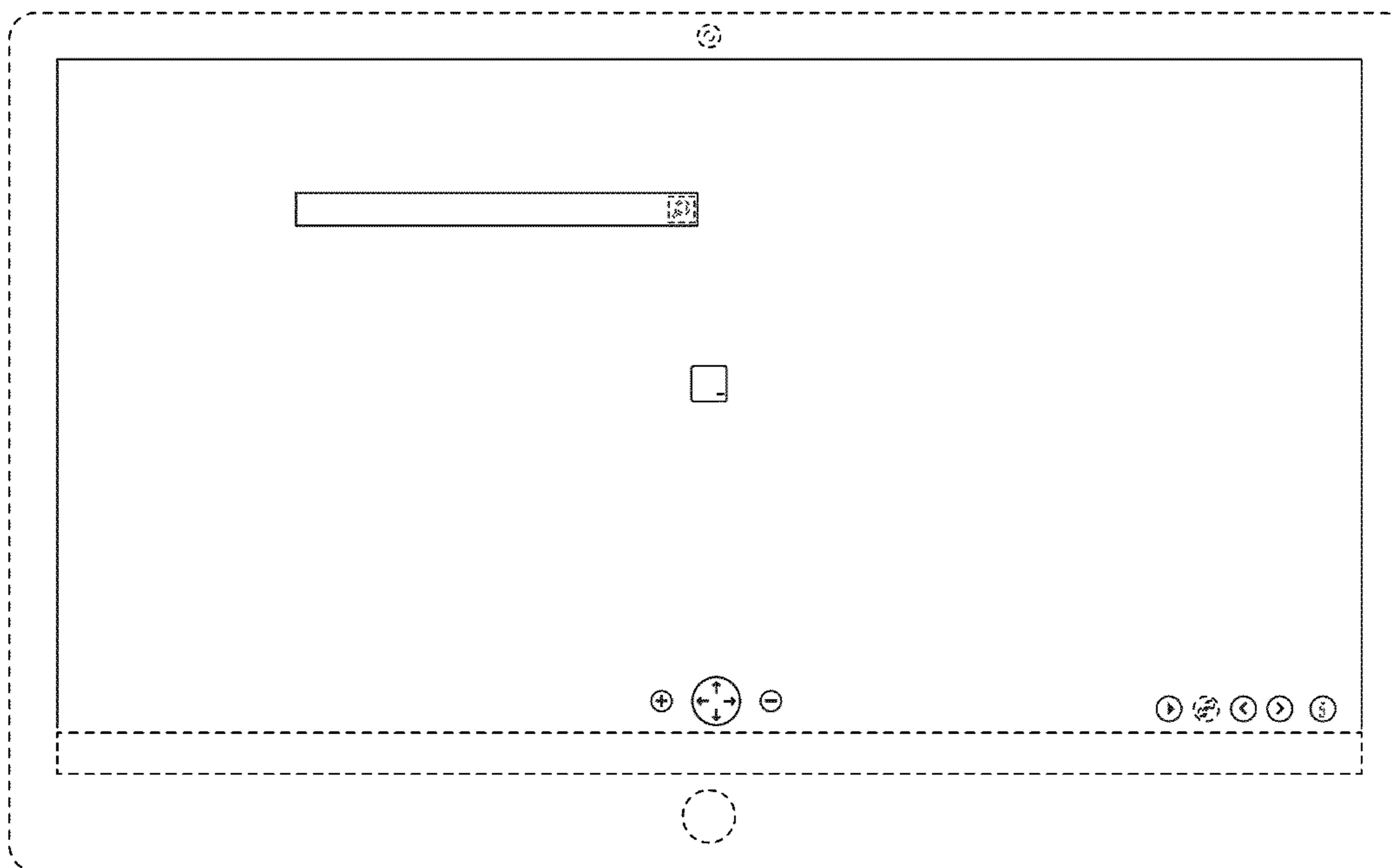
(57) **CLAIM**

The ornamental design for a display screen with graphical user interface, as shown and described.

DESCRIPTION

FIG. 1 is a front view of a display screen with user interface showing our new design; and,
FIG. 2 is a front view of a display screen with user interface FIG. 1 shown with additional disclaimed content.
The broken line showing of the remainder of the user interface and display screen is for environmental purposes only and forms no part of the claimed design.

1 Claim, 2 Drawing Sheets



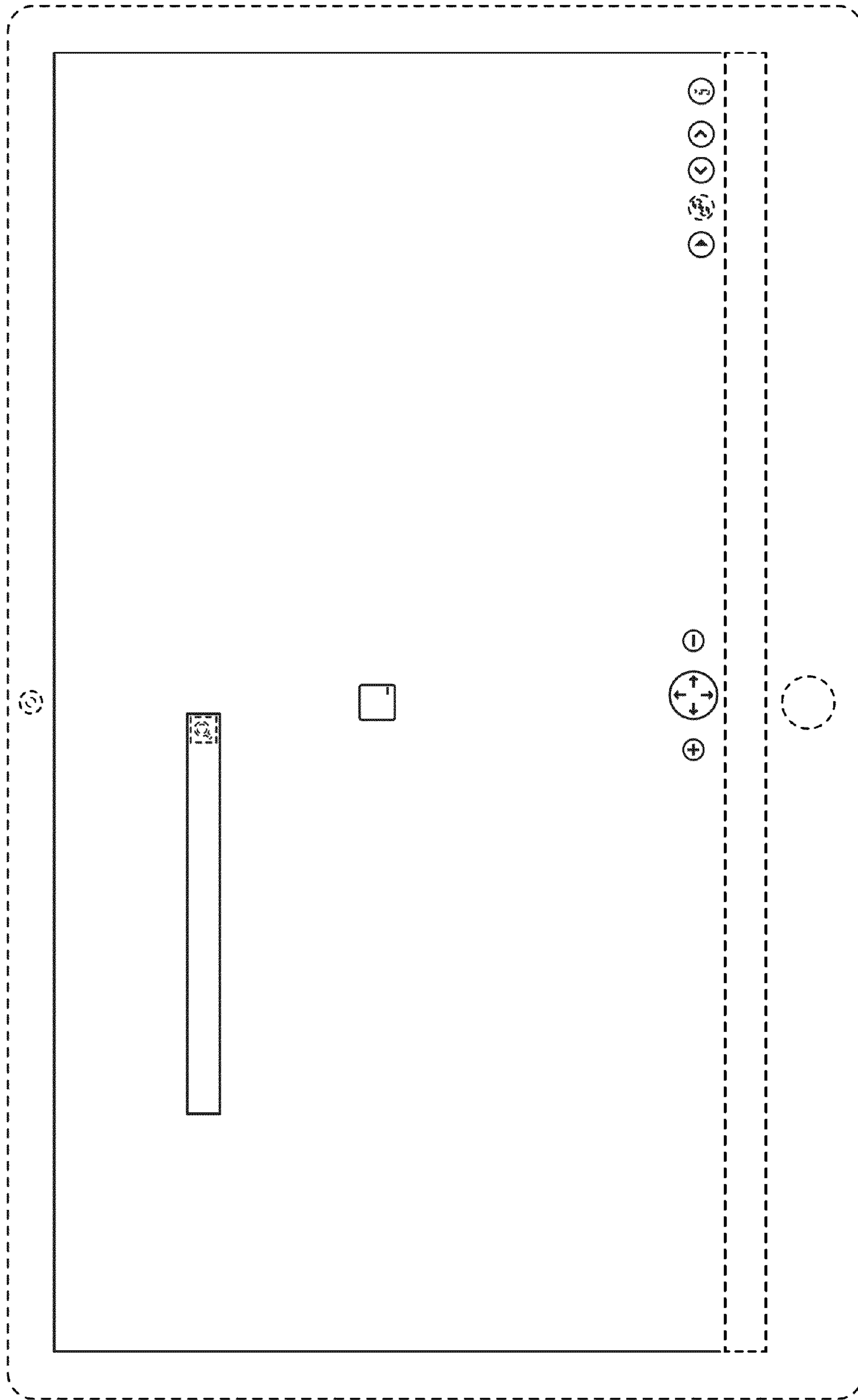


FIG. 1

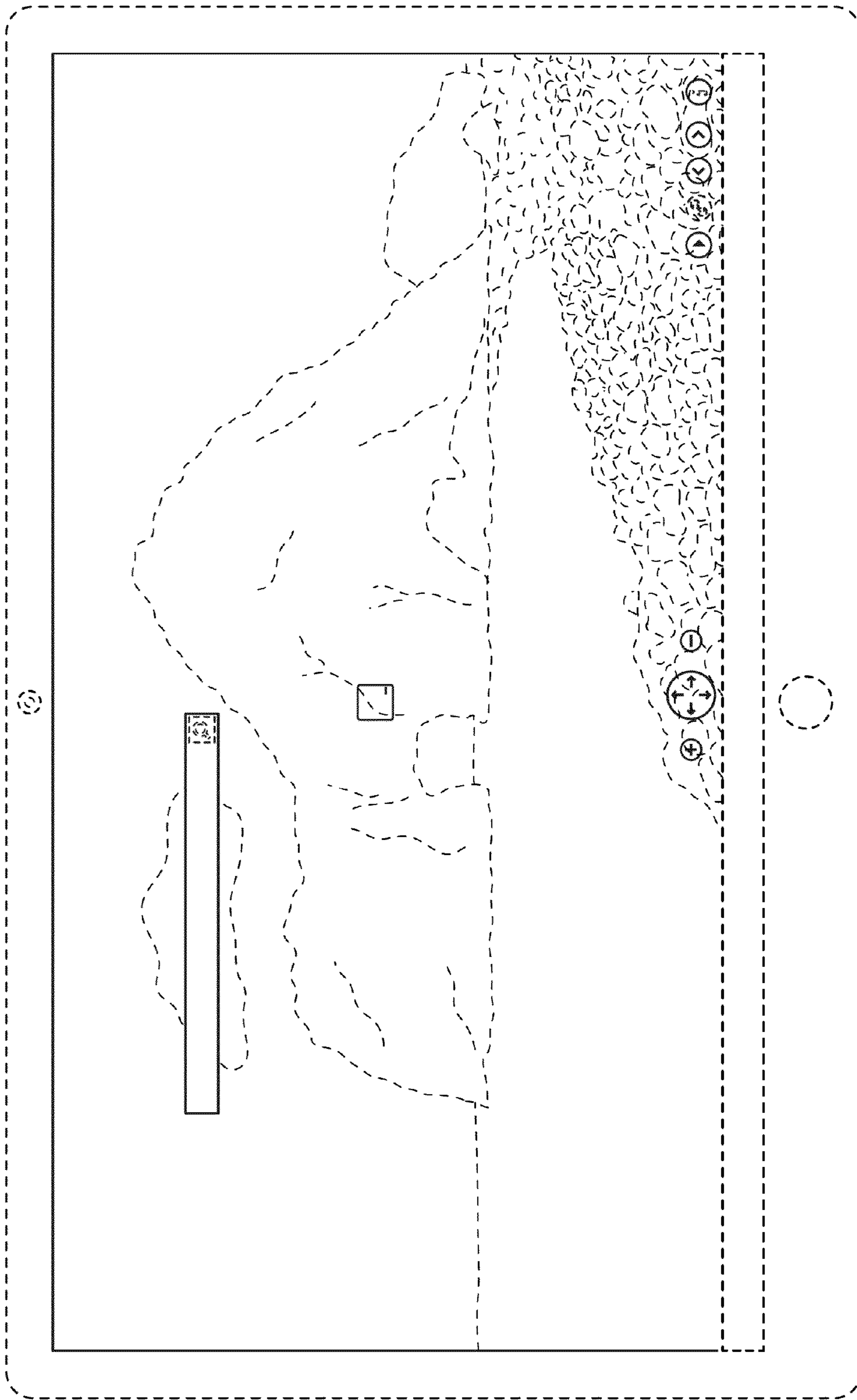


FIG. 2