



US00D699664S

(12) **United States Design Patent**
Lo

(10) **Patent No.:** **US D699,664 S**
(45) **Date of Patent:** **** Feb. 18, 2014**

- (54) **TIRE**
- (71) Applicant: **Tsai Jen Lo**, Chang-Hwa (TW)
- (72) Inventor: **Tsai Jen Lo**, Chang-Hwa (TW)
- (**) Term: **14 Years**
- (21) Appl. No.: **29/467,108**
- (22) Filed: **Sep. 16, 2013**
- (51) **LOC (10) Cl.** **12-15**
- (52) **U.S. Cl.**
USPC **D12/544**
- (58) **Field of Classification Search**
USPC D12/533-567, 512, 579, 900-901;
152/209.1-209.9, 209.11-209.19,
152/209.21-209.28, 455
See application file for complete search history.

(56) **References Cited**

U.S. PATENT DOCUMENTS

- D301,219 S * 5/1989 Igarashi D12/544
- D303,779 S * 10/1989 Bonko D12/544

- D384,013 S * 9/1997 Thomas D12/544
- D385,239 S * 10/1997 Bonko D12/544
- D411,150 S * 6/1999 Rooney D12/544
- D481,666 S * 11/2003 Nishimori D12/544
- D553,558 S * 10/2007 Sakakibara et al. D12/544
- D554,575 S * 11/2007 Sakakibara et al. D12/544
- D583,301 S * 12/2008 Ohigashi D12/512
- D588,524 S * 3/2009 Ohigashi et al. D12/544
- D591,219 S * 4/2009 Ohigashi et al. D12/544
- D600,632 S * 9/2009 Lo D12/544
- D612,797 S * 3/2010 Lo D12/544

* cited by examiner

Primary Examiner — Stacia Cadmus

(74) *Attorney, Agent, or Firm* — Rosenberg, Klein & Lee

(57) **CLAIM**

The ornamental design for a tire, as shown and described.



DESCRIPTION

FIG. 1 is a front right top perspective view of a tire showing my new design;

FIG. 2 is a front elevational view thereof, the opposite side side being a mirror image; and,

FIG. 3 is a right elevational view thereof, the opposite side being a mirror image.

1 Claim, 3 Drawing Sheets



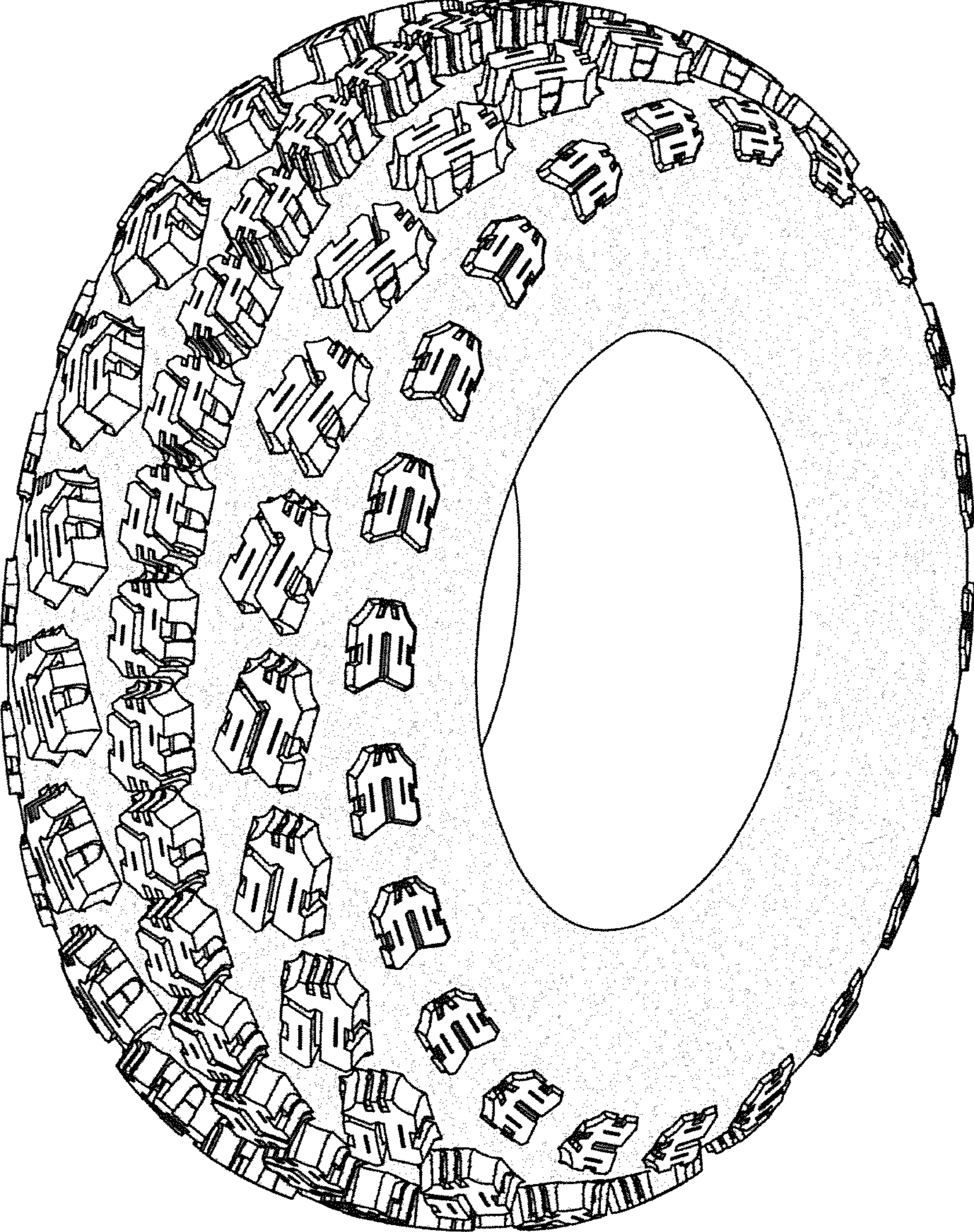


Fig. 1




Fig. 2




Fig. 3