

US00D699655S

(12) **United States Design Patent**
Okue et al.

(10) **Patent No.:** **US D699,655 S**
(45) **Date of Patent:** **** Feb. 18, 2014**

(54) **SIDE PANEL FOR AN AUTOMOBILE**

(75) Inventors: **Masaki Okue**, Toyota (JP); **Akira Kubota**, Toyota (JP)
(73) Assignee: **Toyota Jidosha Kabushiki Kaisha** (JP)
(**) Term: **14 Years**
(21) Appl. No.: **29/429,255**

(22) Filed: **Aug. 8, 2012**
(51) **LOC (10) Cl.** **12-16**
(52) **U.S. Cl.**
USPC **D12/196**
(58) **Field of Classification Search**
USPC D12/196, 90-92, 184, 181; 296/181.1,
296/181.5
See application file for complete search history.

(56) **References Cited**

U.S. PATENT DOCUMENTS

D592,117 S *	5/2009	Ward	D12/196
D605,101 S *	12/2009	Mueller	D12/196
D605,572 S *	12/2009	Ward	D12/196
D620,413 S *	7/2010	Huet	D12/184
D633,838 S *	3/2011	Loeb	D12/196
D658,558 S *	5/2012	Hakamata et al.	D12/196
D681,528 S *	5/2013	Yamada et al.	D12/196

OTHER PUBLICATIONS

Nissan, Nissan Qashqai 2010, Netcarshow.com, http://www.netcarshow.com/nissan/2010-qashqai/1024x768/wallpaper_0c.htm, available at least as early as Aug. 8, 2011.
Mitsubishi, Mitsubishi Outlander SE, Netcarshow.com, http://www.netcarshow.com/mitsubishi/2008-outlander_se/1024x768/wallpaper_08.htm, available in 2009.

* cited by examiner

Primary Examiner — Melody Brown

(74) *Attorney, Agent, or Firm* — SAIDMAN DesignLaw Firm

(57) **CLAIM**

The ornamental design for a side panel for an automobile, as shown and described.

DESCRIPTION

FIG. 1 is a front perspective view of a side panel for an automobile showing our new design;
FIG. 2 is a rear perspective view thereof;
FIG. 3 is a front view thereof;
FIG. 4 is a rear view thereof;
FIG. 5 is a top view thereof;
FIG. 6 is a bottom view thereof;
FIG. 7 is a right side view thereof; and,
FIG. 8 is a left side view thereof.

1 Claim, 8 Drawing Sheets






FIG. 1



FIG. 2




FIG. 3




FIG. 4




FIG. 5




FIG. 6




FIG. 7

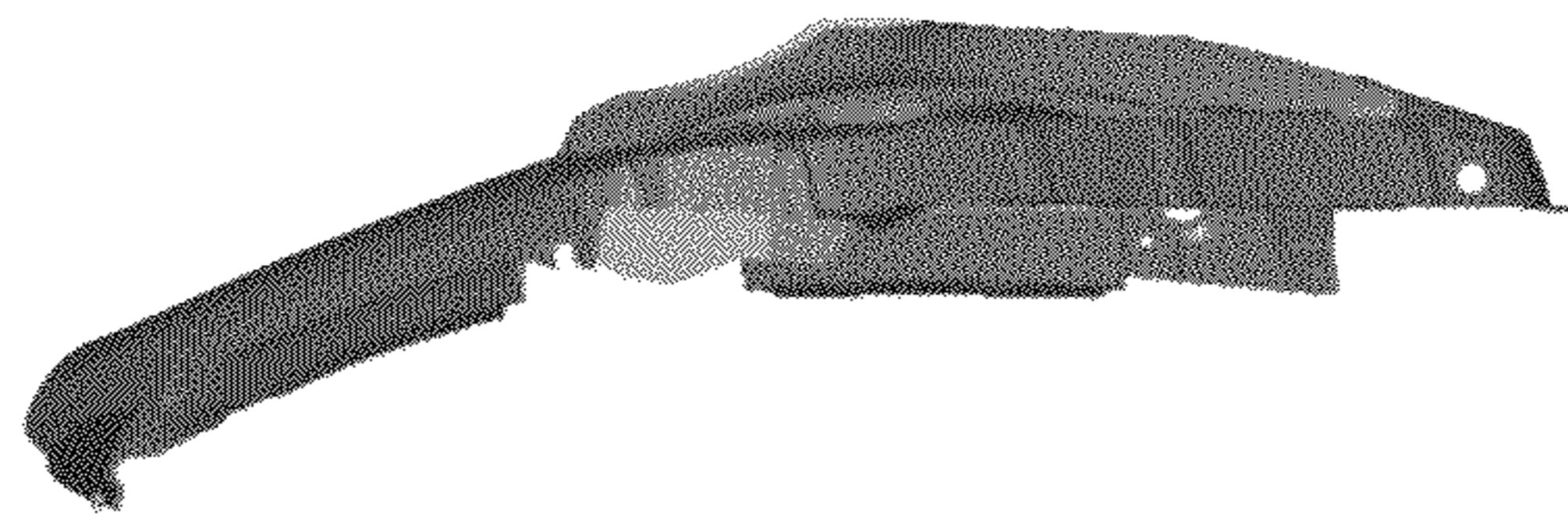


FIG. 8