



US00D699648S

(12) **United States Design Patent**
Sancer et al.

(10) **Patent No.:** **US D699,648 S**

(45) **Date of Patent:** **** Feb. 18, 2014**

- (54) **SLEEPER ROOF FAIRING**
- (71) Applicants: **Derek Sancer**, Corinth, TX (US);
Kunjithapadam Raghavendran,
Denton, TX (US); **Jeffrey P. Smith**,
Prosper, TX (US)
- (72) Inventors: **Derek Sancer**, Corinth, TX (US);
Kunjithapadam Raghavendran,
Denton, TX (US); **Jeffrey P. Smith**,
Prosper, TX (US)
- (73) Assignee: **PACCAR Inc**, Bellevue, WA (US)
- (**) Term: **14 Years**
- (21) Appl. No.: **29/449,181**
- (22) Filed: **Mar. 14, 2013**
- (51) **LOC (10) Cl.** **12-08**
- (52) **U.S. Cl.**
USPC **D12/181**
- (58) **Field of Classification Search**
USPC D12/181, 191, 196, 400, 190, 88;
280/727, 770, 848; 296/180.1-180.5,
296/91; 180/903
See application file for complete search history.

- D341,563 S 11/1993 Niemi
- D356,770 S 3/1995 Almen
- D374,418 S 10/1996 Griffin
- D375,925 S 11/1996 Griffin
- D384,914 S 10/1997 Bingaman
- D385,223 S 10/1997 Marlowe
- D391,524 S 3/1998 Anderson
- D395,269 S 6/1998 McCauley, Jr.
- D399,465 S 10/1998 Saleen
- D399,791 S 10/1998 Hellhake
- D399,792 S 10/1998 Hellhake
- D400,158 S 10/1998 Meryman
- D403,999 S 1/1999 Lund

(Continued)

OTHER PUBLICATIONS

“Class Pays,” Peterbilt Motors Company, Denton, Texas, Sep. 1997,
10•page brochure.

(Continued)

Primary Examiner — Katrina A Betton

(74) *Attorney, Agent, or Firm* — Christensen O’Connor
Johnson Kindness PLLC

(57) **CLAIM**

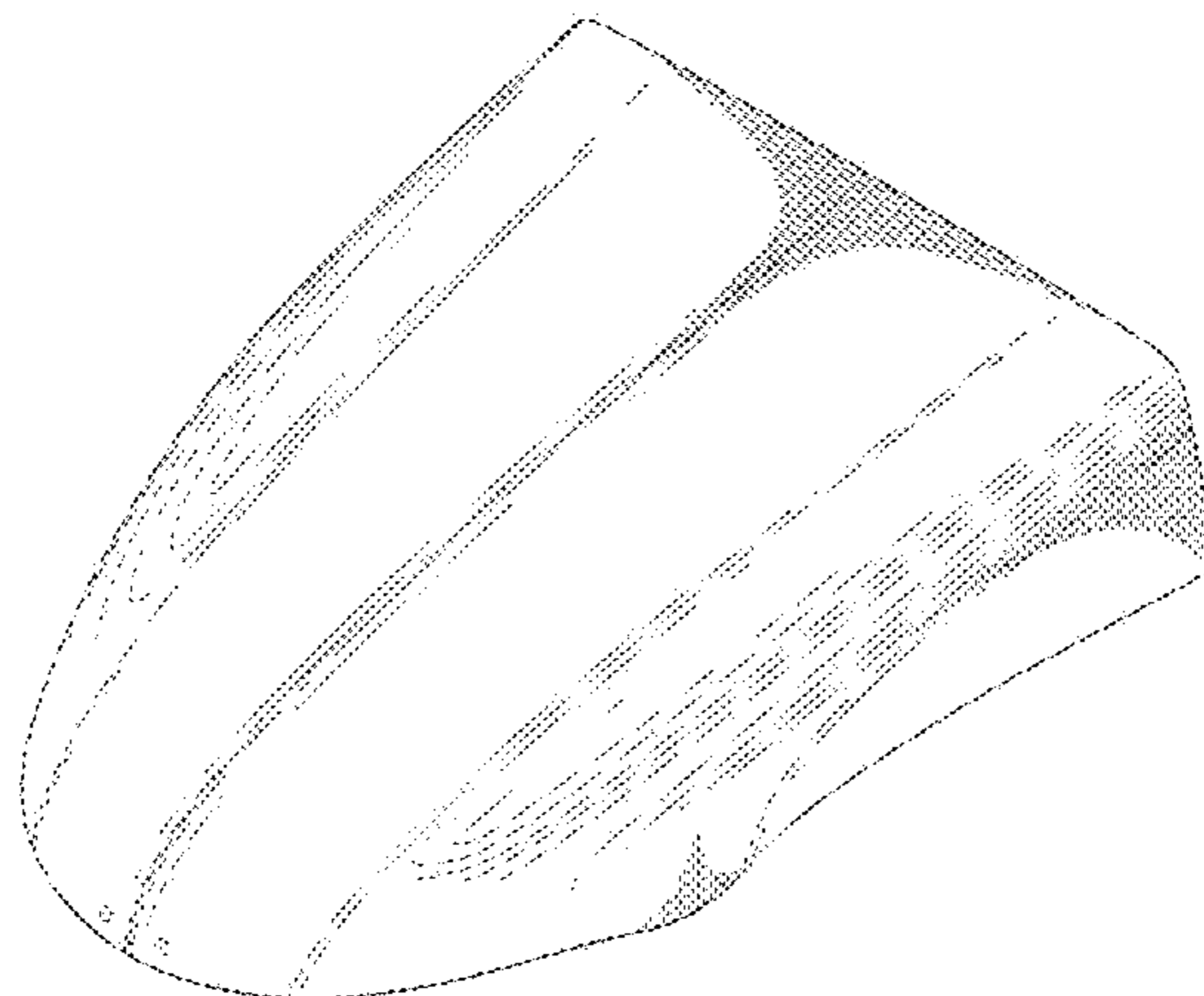
The ornamental design for a sleeper roof fairing, as shown
and described.

DESCRIPTION

FIG. 1 is a perspective view of a sleeper roof fairing according to our new design;
 FIG. 2 is a top view of the sleeper roof fairing of FIG. 1;
 FIG. 3 is a side view of the sleeper roof fairing taken from the right side of FIG. 1, the side view taken from the side opposite of FIG. 4 being mirror symmetrical thereto; and,
 FIG. 4 is a front view of the sleeper roof fairing of FIG. 1.
 The rear and bottom of the sleeper roof fairing is unornamented.
 In the drawings, the broken lines depict portions of the article that form no part of the claimed design.

1 Claim, 4 Drawing Sheets

- (56) **References Cited**
U.S. PATENT DOCUMENTS
- D265,983 S 8/1982 Sullivan
- 4,401,338 A 8/1983 Caldwell
- 4,408,792 A 10/1983 Sullivan
- D271,191 S 11/1983 Amprim
- D289,891 S 5/1987 Bielby
- D290,455 S 6/1987 Konen
- D308,032 S * 5/1990 Kerney et al. D12/96
- D313,966 S 1/1991 Marlowe
- D314,163 S 1/1991 Harris
- D319,807 S 9/1991 Simons
- D320,583 S 10/1991 Simons
- D335,855 S 5/1993 Callaway



(56)

References Cited

U.S. PATENT DOCUMENTS

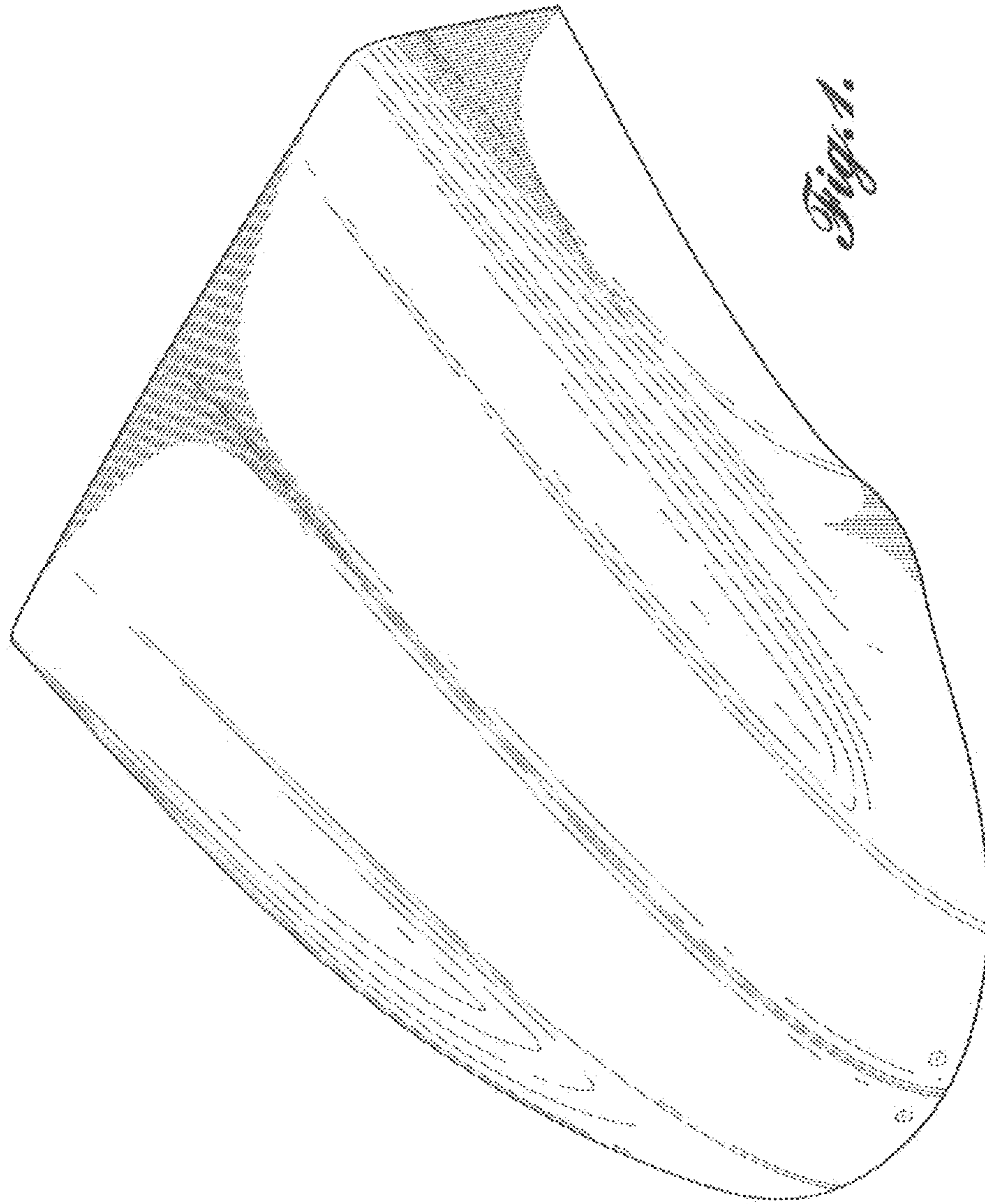
| | | | |
|-----------------|---------|---------------------|---------|
| D411,140 S | 6/1999 | Meryman | |
| D424,011 S * | 5/2000 | Morris | D12/401 |
| D424,489 S | 5/2000 | Damon | |
| D424,999 S | 5/2000 | Carlson | |
| D433,365 S | 11/2000 | Beigel | |
| D434,347 S | 11/2000 | Damon | |
| D436,894 S | 1/2001 | Barraclough | |
| D437,258 S | 2/2001 | Meryman | |
| D460,023 S | 7/2002 | Beigel | |
| D465,749 S | 11/2002 | Beigel | |
| D475,657 S * | 6/2003 | Wong et al. | D12/96 |
| D496,620 S | 9/2004 | Perfetti | |
| D499,679 S | 12/2004 | Perfetti | |
| D519,891 S | 5/2006 | Lai | |
| D522,426 S | 6/2006 | Beigel | |
| D522,945 S | 6/2006 | Beigel | |
| D535,597 S * | 1/2007 | Herpel | D12/181 |
| D558,643 S | 1/2008 | Beigel | |
| D567,156 S | 4/2008 | Hutchins | |
| D589,420 S | 3/2009 | Raghavendran | |
| D595,628 S * | 7/2009 | Boyd | D12/181 |
| D603,315 S | 11/2009 | Gamou | |
| D613,224 S | 4/2010 | Beigel | |
| D633,015 S | 2/2011 | Peltola | |
| D643,353 S * | 8/2011 | Balicki et al. | D12/181 |
| D666,541 S | 9/2012 | Stimel, Jr. | |
| D686,123 S * | 7/2013 | Peltola et al. | D12/181 |
| D687,359 S * | 8/2013 | Peltola et al. | D12/181 |
| 2005/0040668 A1 | 2/2005 | Wood | |

OTHER PUBLICATIONS

“Class Pays,” Peterbilt Motors Company, Denton, Texas, Nov. 1998, 10•page brochure.
 “Class Pays, Truck Models,” Peterbilt Motors Company, Denton, Texas, Mar. 2005, 24•page brochure.
 “Kenworth Truck Models,” Kenworth Truck Company, Kirkland, Washington, 2010, 16•page brochure.
 “Model 377A/E,” Peterbilt Motors Company, Denton, Texas, Jan. 1995, 6•page brochure.
 “Model 377A/E,” Peterbilt Motors Company, Denton, Texas, Aug. 1997, 2•page brochure.

“Model 385,” Peterbilt Motors Company, Denton, Texas, Oct. 1996, 5•page brochure.
 “Model 387,” Peterbilt Motors Company, Denton, Texas, Oct. 2002, 2•page brochure.
 “T600,” Kenworth Truck Company, Kirkland, Washington, 2002, 28•page brochure.
 “T600,” Kenworth Truck Company, Kirkland, Washington, 2005, 24•page brochure.
 “T660,” Kenworth Truck Company, Kirkland, Washington, 2007, 36•page brochure.
 “T660,” Kenworth Truck Company, Kirkland, Washington, 2009, 36•page brochure.
 “T700,” Kenworth Truck Company, Kirkland, Washington, 2010, 6•page brochure.
 “T2000,” Kenworth Truck Company, Kirkland, Washington, 1999, 20•page brochure.
 “T2000,” Kenworth Truck Company, Kirkland, Washington, 2002, 20•page brochure.
 “T2000,” Kenworth Truck Company, Kirkland, Washington, 2005, 20•page brochure.
 “AeroCab,” Kenworth Truck Company, Kirkland, Washington, as early as 1995, 3•page brochure.
 “T600,” Kenworth Truck Company, Kirkland, Washington, 1996, 7•page brochure.
 “Unibilt™ Cab Sleeper System,” Peterbilt Motors Company, Denton Texas, Aug. 1994, 6•page brochure.
 “W900,” Kenworth Truck Company, Kirkland, Washington, 1996, 7•page brochure.
 “Model 378,” Peterbilt Motors Company, Denton, Texas, Mar. 1998, 3•page brochure.
 “T800,” Kenworth Truck Company, Kirkland, Washington, 2002, 32•page brochure.
 “W900,” Kenworth Truck Company, Kirkland, Washington, 2002, 32•page brochure.
 “T800,” Kenworth Truck Company, Kirkland, Washington, 2003, 32•page brochure.
 “W900,” Kenworth Truck Company, Kirkland, Washington, 2005, 28•page brochure.
 “T800,” Kenworth Truck Company, Kirkland, Washington, 2009, 28•page brochure.
 “W900,” Kenworth Truck Company, Kirkland, Washington, 2009, 28•page brochure.

* cited by examiner



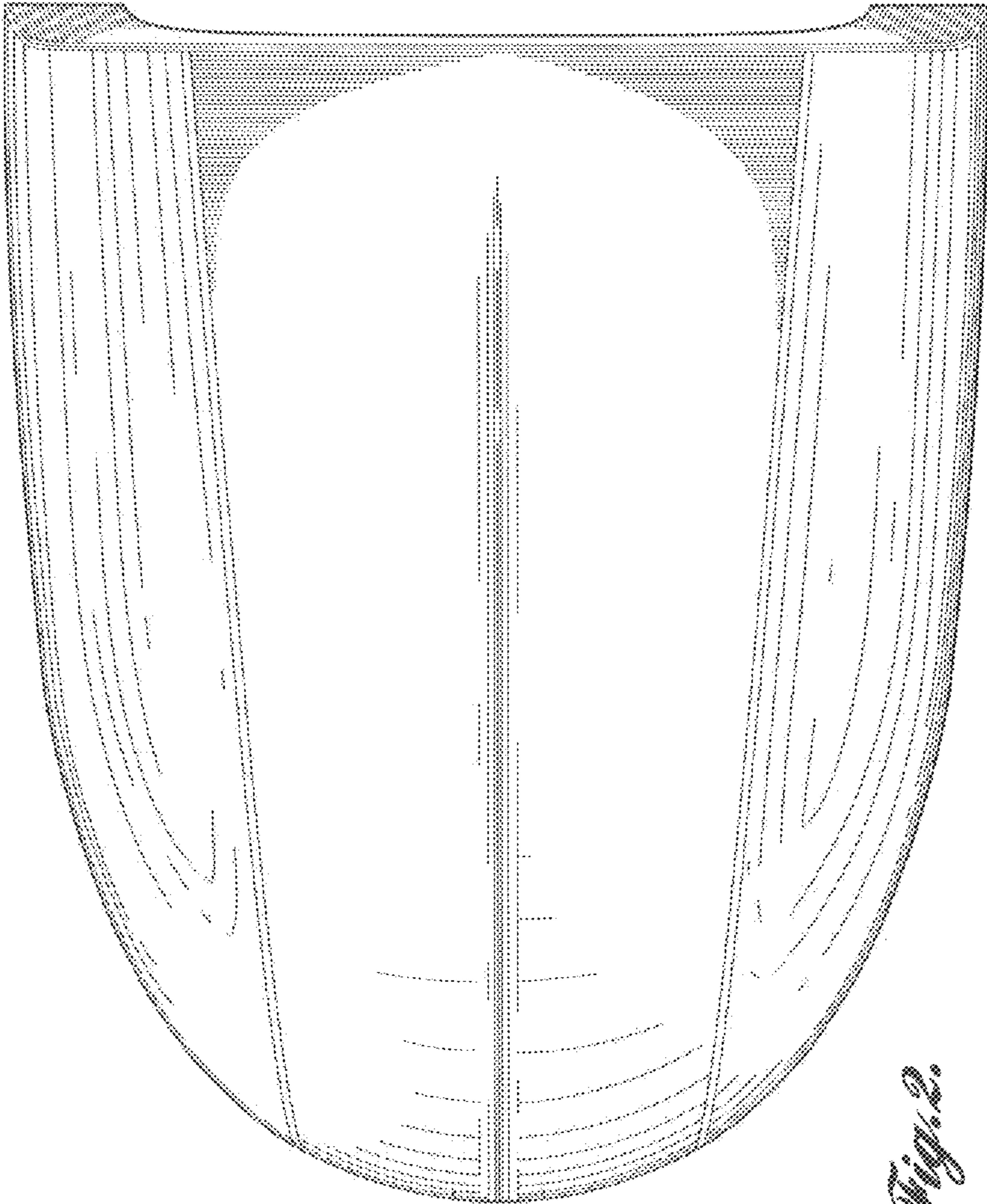


Fig. 2.

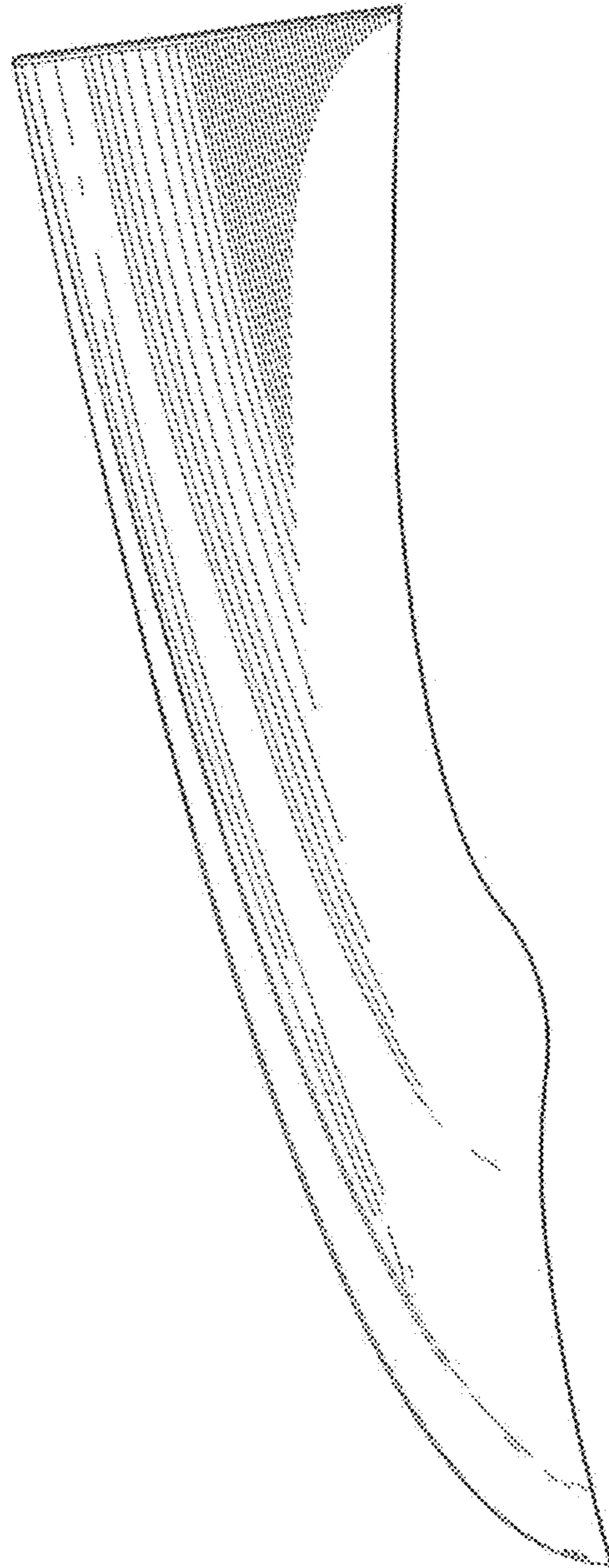


Fig. 3.

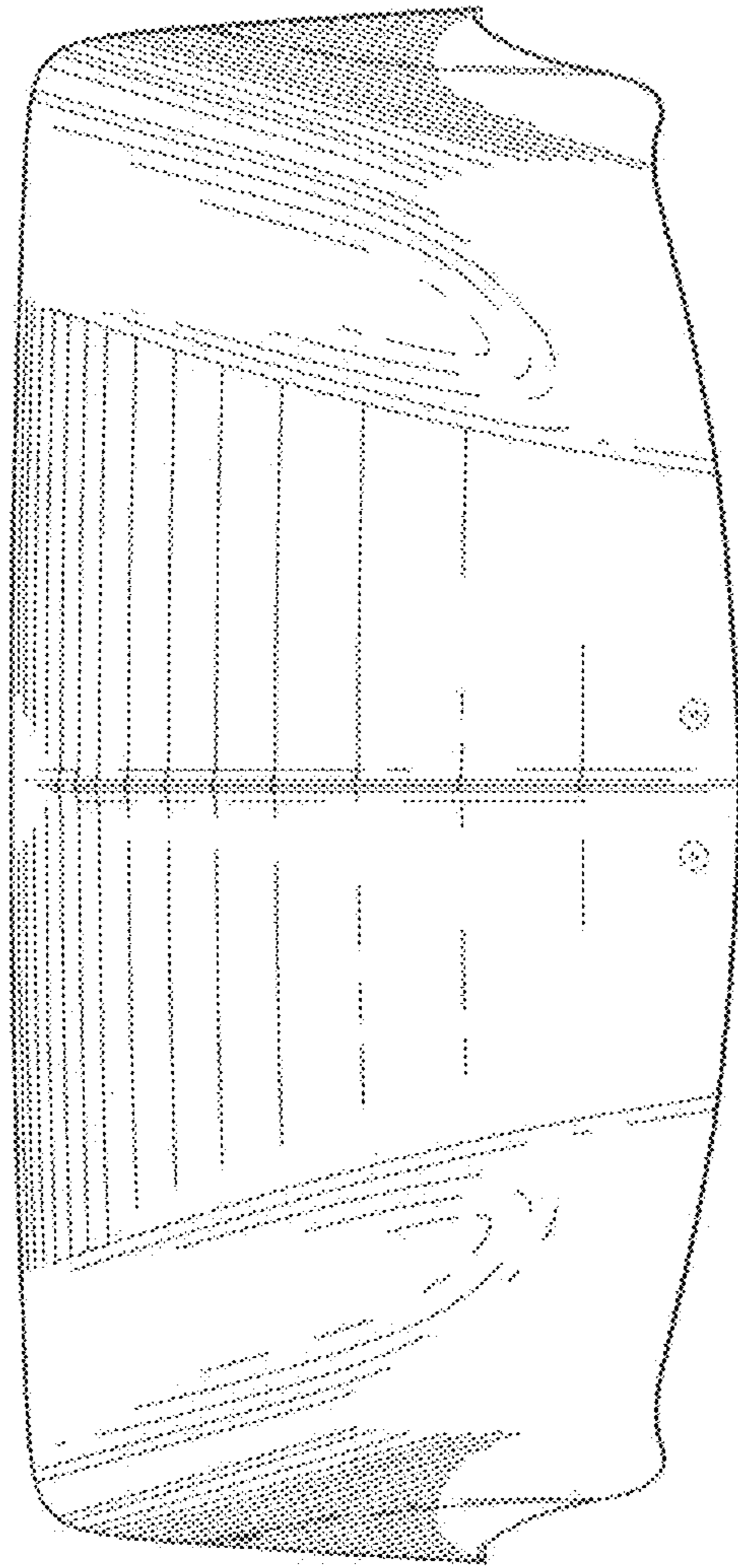


Fig. 4.