

US00D699647S

(12) **United States Design Patent**
Jensen et al.

(10) **Patent No.:** **US D699,647 S**

(45) **Date of Patent:** **** Feb. 18, 2014**

(54) **TRANSITION FAIRING**

(71) Applicants: **John P. Jensen**, Sanger, TX (US);
Kunjithapadam Raghavendran,
Denton, TX (US); **Jeffrey P. Smith**,
Prosper, TX (US); **Derek S. Sancer**,
Corinth, TX (US)

(72) Inventors: **John P. Jensen**, Sanger, TX (US);
Kunjithapadam Raghavendran,
Denton, TX (US); **Jeffrey P. Smith**,
Prosper, TX (US); **Derek S. Sancer**,
Corinth, TX (US)

(73) Assignee: **PACCAR Inc**, Bellevue, WA (US)

(**) Term: **14 Years**

(21) Appl. No.: **29/447,861**

(22) Filed: **Mar. 7, 2013**

(51) **LOC (10) Cl.** **12-08**

(52) **U.S. Cl.**
USPC **D12/181**

(58) **Field of Classification Search**
USPC D12/181, 191, 196, 400, 190, 88;
280/727, 770, 848; 296/180.1-180.5,
296/91; 180/903

See application file for complete search history.

(56) **References Cited**

U.S. PATENT DOCUMENTS

D265,983 S	8/1982	Sullivan
4,401,338 A	8/1983	Caldwell
4,408,792 A	10/1983	Sullivan
D271,191 S	11/1983	Amprim
D289,891 S	5/1987	Bielby
D290,455 S	6/1987	Konen
D314,163 S	1/1991	Harris
D320,583 S	10/1991	Simons
D335,855 S	5/1993	Callaway
D341,563 S	11/1993	Niemi

D356,770 S	3/1995	Almen	
D374,418 S	10/1996	Griffin	
D375,925 S	11/1996	Griffin	
D384,019 S	* 9/1997	Meryman et al. D12/191
D391,524 S	3/1998	Anderson	
D395,269 S	6/1998	McCauley, Jr.	
D399,465 S	10/1998	Saleen	
D399,791 S	10/1998	Hellhake	
D399,792 S	10/1998	Hellhake	
D403,999 S	1/1999	Lund	
D411,410 S	6/1999	Meryman	
D424,496 S	5/2000	Damon	
D424,999 S	5/2000	Carlson	

(Continued)

OTHER PUBLICATIONS

“Class Pays,” Peterbilt Motors Company, Denton, Texas, Sep. 1997,
10•page brochure.

(Continued)

Primary Examiner — Katrina A Betton

(74) *Attorney, Agent, or Firm* — Christensen O’Connor
Johnson Kindness PLLC

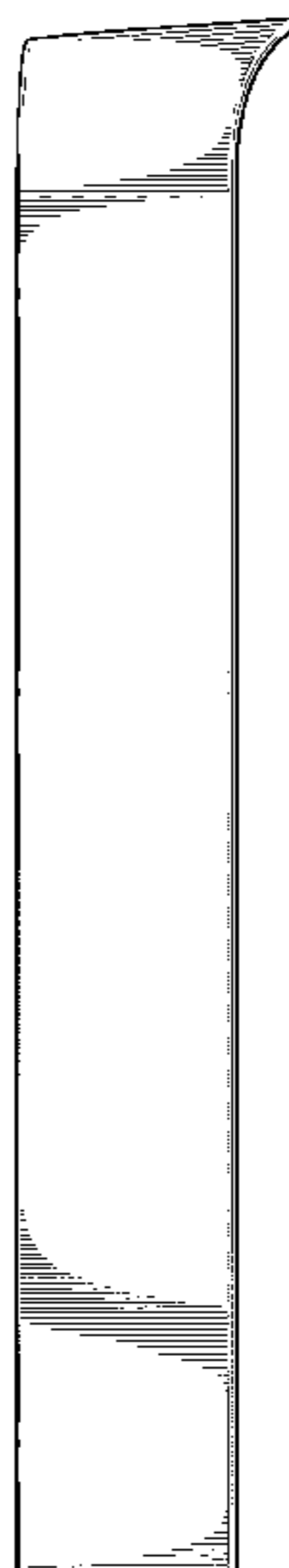
(57) **CLAIM**

The ornamental design of a transition fairing, as shown and
described.

DESCRIPTION

FIG. 1 is a perspective view of a transition fairing according
to our new design;
FIG. 2 is front view of the transition fairing of FIG. 1;
FIG. 3 is a left side elevational view of the transition fairing of
FIG. 1;
FIG. 4 is a top view of the transition fairing of FIG. 1; and,
FIG. 5 is a bottom view of the transition fairing of FIG. 1.
FIGS. 1-5 illustrate a first embodiment of our novel design
suitable for use on the left side of a vehicle. Our novel design
also includes a second embodiment suitable for use on the
right side of a vehicle, which is mirror symmetrical to FIGS.
1-5 and therefore not separately illustrated.

1 Claim, 2 Drawing Sheets



(56)

References Cited

U.S. PATENT DOCUMENTS

D431,806	S	10/2000	Damon	
D433,365	S	11/2000	Beigel	
D435,237	S	12/2000	Damon	
D436,894	S	1/2001	Barraclough	
D437,258	S	2/2001	Meryman	
D460,023	S	7/2002	Beigel	
D465,749	S	11/2002	Beigel	
D496,620	S	9/2004	Perfetti	
D499,679	S	12/2004	Perfetti	
D519,891	S	5/2006	Lai	
D522,426	S	6/2006	Beigel	
D522,945	S	6/2006	Beigel	
D531,946	S	* 11/2006	Angelo et al.	D12/196
D535,597	S	* 1/2007	Herpel	D12/181
D558,643	S	1/2008	Beigel	
D567,156	S	4/2008	Hutchins	
D603,315	S	11/2009	Gamou	
D613,224	S	4/2010	Beigel	
D633,015	S	* 2/2011	Peltola et al.	D12/181
D635,064	S	* 3/2011	Schachte	D12/159
D637,536	S	5/2011	Peltola	
D643,353	S	* 8/2011	Balicki et al.	D12/181
D666,541	S	9/2012	Stimel, Jr.	
2005/0040668	A1	2/2005	Wood	

OTHER PUBLICATIONS

“Class Pays,” Peterbilt Motors Company, Denton, Texas, Nov. 1998, 10•page brochure.
 “Class Pays, Truck Models,” Peterbilt Motors Company, Denton, Texas, Mar. 2005, 24•page brochure.

“Kenworth Truck Models,” Kenworth Truck Company, Kirkland, Washington, 2010, 16•page brochure.
 “Model 377A/E,” Peterbilt Motors Company, Denton, Texas, Jan. 1995, 6•page brochure.
 “Model 377A/E,” Peterbilt Motors Company, Denton, Texas, Aug. 1997, 2•page brochure.
 “Model 385,” Peterbilt Motors Company, Denton, Texas, Oct. 1996, 5•page brochure.
 “Model 387,” Peterbilt Motors Company, Denton, Texas, Oct. 2002, 2•page brochure.
 “T600,” Kenworth Truck Company, Kirkland, Washington, 2002, 28•page brochure.
 “T600,” Kenworth Truck Company, Kirkland, Washington, 2005, 24•page brochure.
 “T660,” Kenworth Truck Company, Kirkland, Washington, 2007, 36•page brochure.
 “T660,” Kenworth Truck Company, Kirkland, Washington, 2009, 36•page brochure.
 “T700,” Kenworth Truck Company, Kirkland, Washington, 2010, 6•page brochure.
 “T2000,” Kenworth Truck Company, Kirkland, Washington, 1999, 20•page brochure.
 “T2000,” Kenworth Truck Company, Kirkland, Washington, 2002, 20•page brochure.
 “T2000,” Kenworth Truck Company, Kirkland, Washington, 2005, 20•page brochure.
 “W900,” Kenworth Truck Company, Kirkland, Washington, 2005, 28•page brochure.
 “W900,” Kenworth Truck Company, Kirkland, Washington, 2009, 28•page brochure.

* cited by examiner




Fig. 1.




Fig. 2.

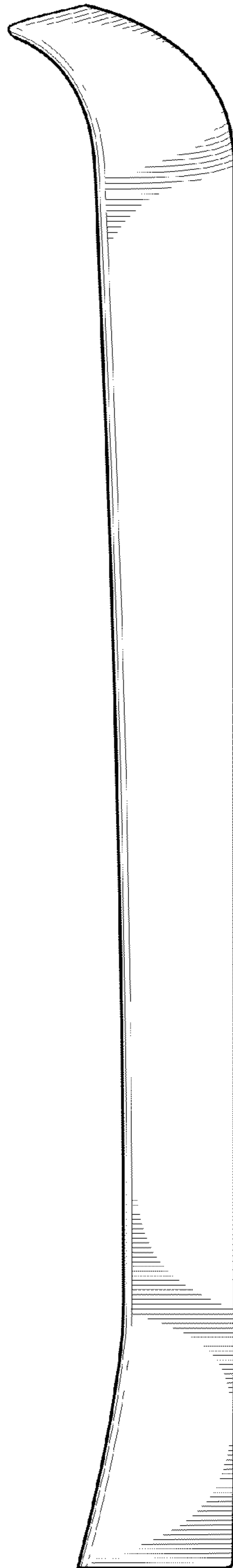


Fig. 3.

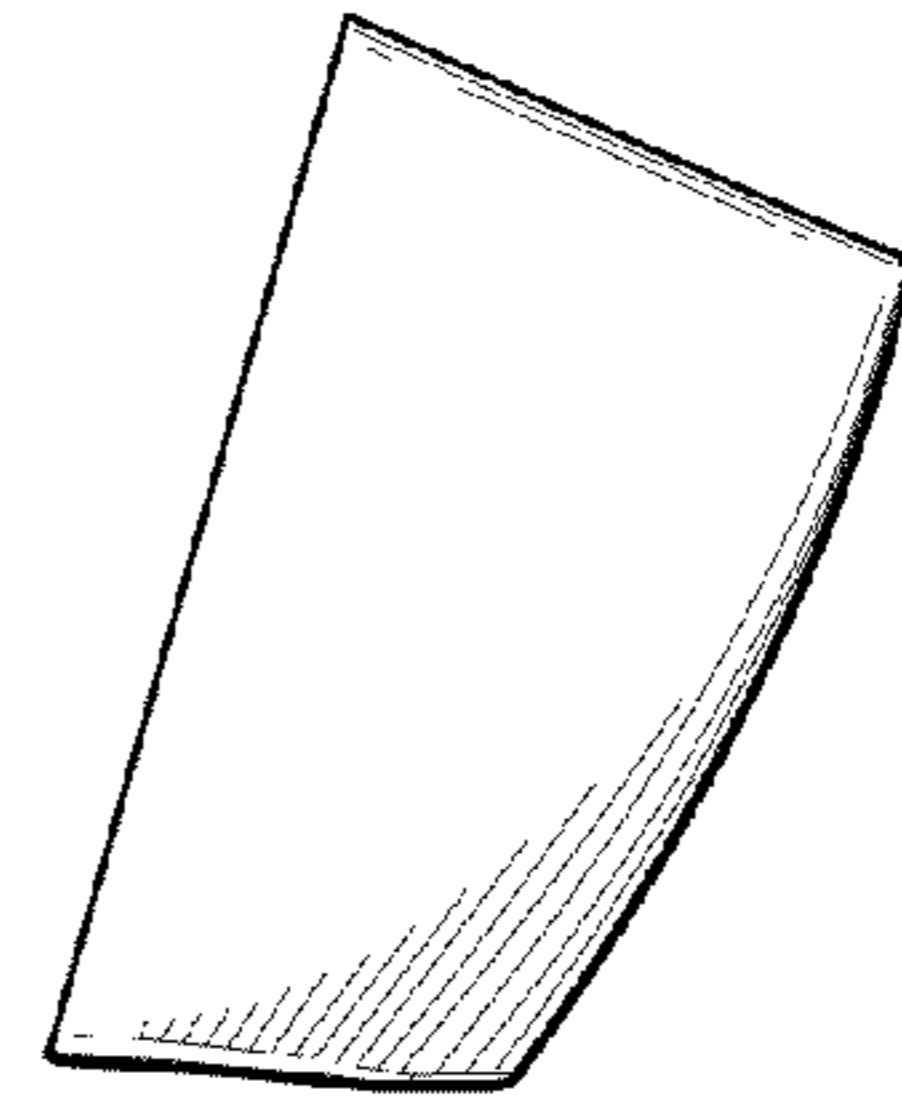


Fig. 4.

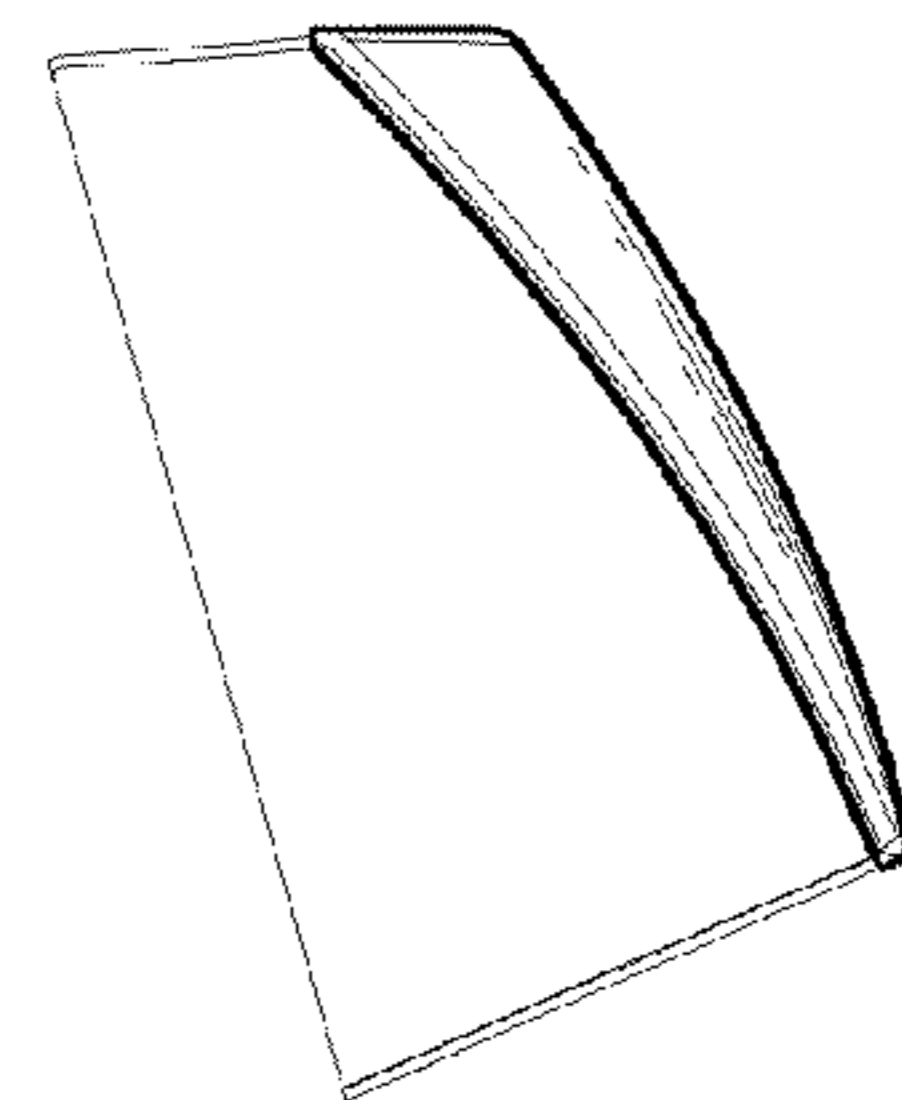


Fig. 5.