



US00D699641S

(12) **United States Design Patent**
Tada

(10) **Patent No.:** **US D699,641 S**

(45) **Date of Patent:** **** Feb. 18, 2014**

(54) **HOOD FOR AN AUTOMOBILE**

8,016,347 B2 * 9/2011 Uchino 296/193.11
D651,144 S * 12/2011 Okumoto et al. D12/173
D662,013 S * 6/2012 Hakamata et al. D12/173

(75) Inventor: **Hiroyuki Tada**, Nagoya (JP)

FOREIGN PATENT DOCUMENTS

(73) Assignee: **Toyota Jidosha Kabushiki Kaisha**,
Toyota-shi, Aichi-ken (JP)

JP 2008132954 A * 6/2008 B62D 25/10

(**) Term: **14 Years**

OTHER PUBLICATIONS

(21) Appl. No.: **29/424,142**

Catalogue of TOYOTA VOXY; VOXY; Mfg.: Toyota; Publisher:
Toyota Jidosha Kabushiki Kaisha (2001).
Catalogue of TOYOTA dB; dB; Mfg.: Toyota; Publisher: Toyota
Jidosha Kabushiki Kaisha (2010).
Netcarshow.com; Chevrolet Astro (1999); Mfg.: Chevrolet; http://
www.netcarshow.com/chevrolet/1999-astro/ (1999).

(22) Filed: **Jun. 7, 2012**

(30) **Foreign Application Priority Data**

Mar. 9, 2012 (JP) 2012-005420

* cited by examiner

(51) **LOC (10) Cl.** **12-08**

Primary Examiner — Philip S Hyder

(52) **U.S. Cl.**
USPC **D12/173**

Assistant Examiner — Darlington Ly

(58) **Field of Classification Search**
USPC D12/86, 90, 91, 92, 173, 196; 180/69.2,
180/69.21, 69.22

(74) *Attorney, Agent, or Firm* — Finnegan, Henderson,
Farabow, Garrett & Dunner, LLP

See application file for complete search history.

(57) **CLAIM**

The ornamental design for a hood for an automobile, as
shown and described.

(56) **References Cited**

DESCRIPTION

U.S. PATENT DOCUMENTS

D541,198 S * 4/2007 Levy D12/173
D570,753 S * 6/2008 Sato et al. D12/173
D589,417 S * 3/2009 Osborne et al. D12/173
D592,113 S * 5/2009 Ward D12/173
D609,144 S * 2/2010 Takayama D12/173
D610,505 S * 2/2010 Bucher et al. D12/173
D626,476 S * 11/2010 Loeb D12/173
D627,281 S * 11/2010 Yoshida et al. D12/173
D644,579 S * 9/2011 Messale D12/173
D645,800 S * 9/2011 Kumai et al. D12/173

FIG. 1 is a perspective view of a hood for an automobile
showing my new design;

FIG. 2 is a front view thereof;

FIG. 3 is rear view thereof;

FIG. 4 is a left side view thereof;

FIG. 5 is a right side view thereof;

FIG. 6 is a top plan view thereof; and,

FIG. 7 is a bottom view.

1 Claim, 4 Drawing Sheets





FIG. 1




FIG. 2




FIG. 3




FIG. 4




FIG. 5



FIG. 6



FIG. 7