



US00D699640S

(12) **United States Design Patent**
Duderstadt

(10) **Patent No.:** **US D699,640 S**

(45) **Date of Patent:** **** Feb. 18, 2014**

(54) **VEHICLE REAR BUMPER**

(71) Applicant: **James Louis Duderstadt**, San Antonio, TX (US)

(72) Inventor: **James Louis Duderstadt**, San Antonio, TX (US)

(**) Term: **14 Years**

(21) Appl. No.: **29/448,234**

(22) Filed: **Mar. 11, 2013**

Related U.S. Application Data

(63) Continuation-in-part of application No. 13/135,114, filed on Jun. 24, 2011, now Pat. No. 8,393,657.

(51) **LOC (10) Cl.** **12-16**

(52) **U.S. Cl.**
USPC **D12/169**

(58) **Field of Classification Search**
USPC D12/86, 90, 91, 92, 163, 169, 171, 196, D12/216; 293/102, 113, 115, 116, 117, 120; 296/43, 62, 180.1, 180.2
See application file for complete search history.

(56) **References Cited**

U.S. PATENT DOCUMENTS

D74,978 S	4/1928	Jandus et al.	
D198,126 S	5/1964	Cline	
D212,939 S	12/1968	Nunn	
3,501,170 A *	3/1970	Da Valle	280/500
D223,752 S	6/1972	Nunn	
4,266,817 A	5/1981	Mason et al.	
D259,557 S *	6/1981	Norris	D12/169
D280,497 S *	9/1985	Sullivan et al.	D12/181
D297,724 S *	9/1988	Helber	D12/169
D297,924 S	10/1988	Trinnaman	
D316,070 S *	4/1991	Riss	D12/169
5,340,177 A *	8/1994	Maxam	293/117
D360,865 S *	8/1995	Hanson	D12/169
D370,447 S *	6/1996	Parker	D12/169
5,685,594 A	11/1997	Harper	
D388,386 S	12/1997	Sanchez, Jr.	

D399,806 S *	10/1998	Lee	D12/169
D400,146 S	10/1998	Marsceau et al.	
D431,506 S *	10/2000	Runfola	D12/169
D462,037 S	8/2002	Pancheri et al.	
D463,346 S	9/2002	Pancheri et al.	
D480,027 S	9/2003	Collier et al.	
6,612,595 B1	9/2003	Storer	
D490,755 S	6/2004	Platto et al.	
D491,496 S *	6/2004	Metros et al.	D12/169
D497,851 S	11/2004	Metros et al.	
D501,809 S *	2/2005	Metros et al.	D12/169
D507,998 S	8/2005	Metros et al.	
7,090,276 B1	8/2006	Bruford et al.	
D531,556 S	11/2006	Metros et al.	
7,377,563 B1	5/2008	Demick	
7,416,232 B2	8/2008	Tier et al.	
7,527,308 B2	5/2009	Buniewicz et al.	
D662,867 S	7/2012	Neal et al.	
8,393,657 B1 *	3/2013	Duderstadt	293/117
2006/0049650 A1	3/2006	Evans	
2008/0106106 A1	5/2008	Lavoie	

* cited by examiner

Primary Examiner — Philip S Hyder

Assistant Examiner — Darlington Ly

(74) *Attorney, Agent, or Firm* — Kammer Browning PLLC

(57) **CLAIM**

The ornamental design for a vehicle rear bumper, as shown and described.

DESCRIPTION

FIG. 1 is a perspective view of a vehicle rear bumper showing my new design.

FIG. 2 is a front elevational view of the vehicle rear bumper shown in FIG. 1.

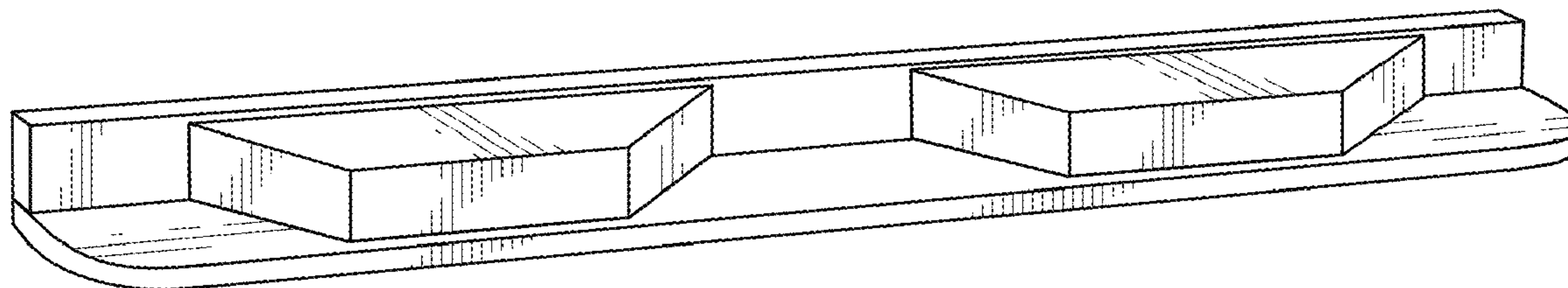
FIG. 3 is a top plan view of the vehicle rear bumper shown in FIG. 1.

FIG. 4 is a left side elevational view of the vehicle rear bumper shown in FIG. 1;

FIG. 5 is a right side elevational view of the vehicle rear bumper shown in FIG. 1; and,

FIG. 6 is a rear elevational view of the vehicle rear bumper shown in FIG. 1.

1 Claim, 2 Drawing Sheets



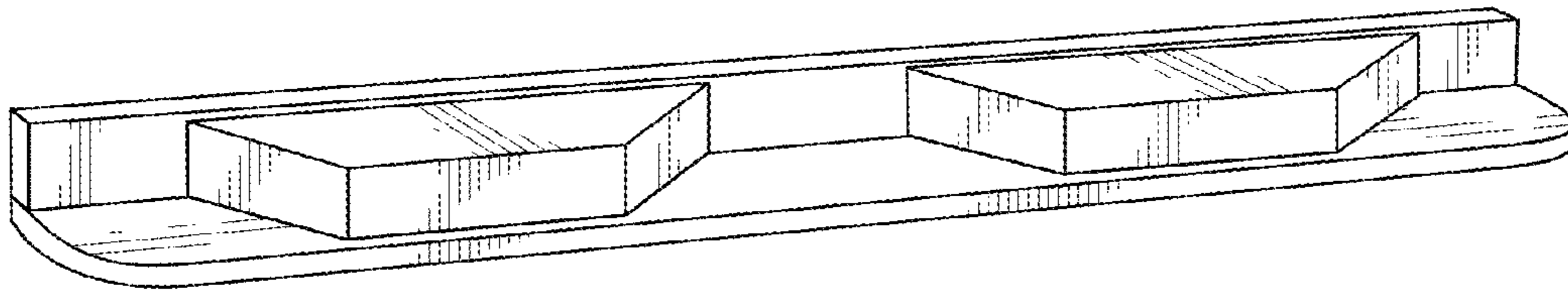


FIG. 1

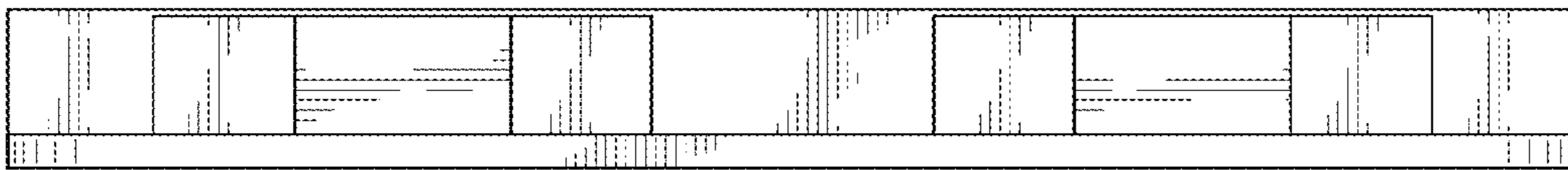


FIG. 2

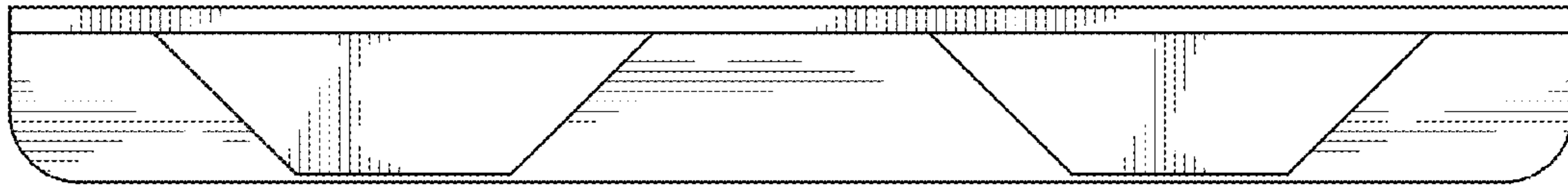


FIG. 3

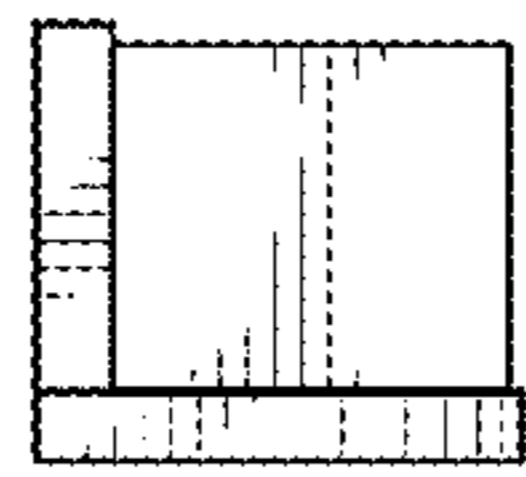


FIG. 4

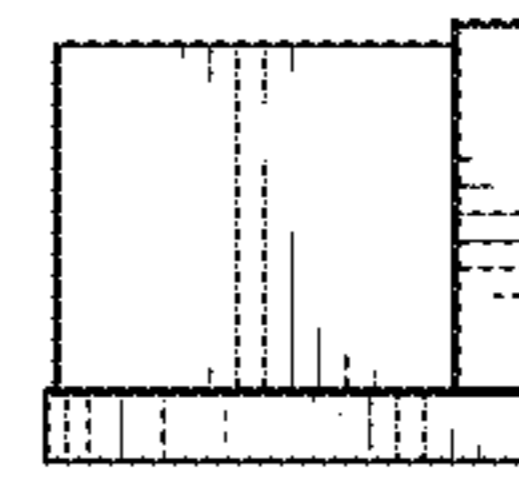


FIG. 5

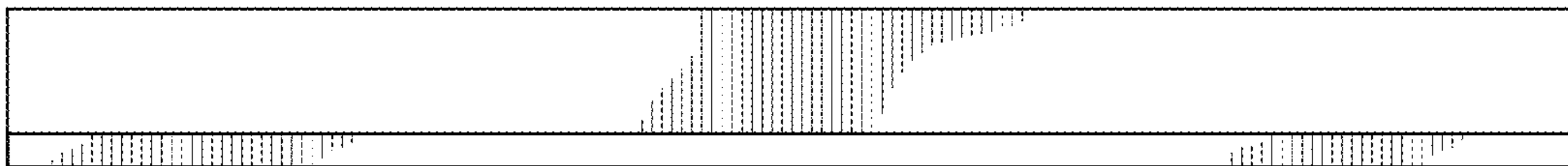


FIG. 6