



US00D699638S

(12) **United States Design Patent**
Kubota et al.

(10) **Patent No.:** **US D699,638 S**
(45) **Date of Patent:** **** Feb. 18, 2014**

(54) **AUTOMOBILE**

(75) Inventors: **Akira Kubota**, Toyota (JP); **Hideki Hayashi**, Toyota (JP)

(73) Assignee: **Toyota Jidosha Kabushiki Kaisha** (JP)

(**) Term: **14 Years**

(21) Appl. No.: **29/429,204**

(22) Filed: **Aug. 8, 2012**

(51) **LOC (10) Cl.** **12-16**

(52) **U.S. Cl.**
USPC **D12/164**

(58) **Field of Classification Search**
USPC D12/86, 90-92, 164, 196; D21/424,
D21/433, 434; 296/181.1, 181.5
See application file for complete search history.

(56) **References Cited**

U.S. PATENT DOCUMENTS

D599,258 S *	9/2009	Inukai et al.	D12/164
D599,259 S *	9/2009	Inukai et al.	D12/164
D671,459 S *	11/2012	Yamada et al.	D12/92
D672,689 S *	12/2012	Kubota et al.	D12/92
D676,788 S *	2/2013	Yamada et al.	D12/92

OTHER PUBLICATIONS

Mitsubishi, Mitsubishi Outlander SE 2006, Netcarshow.com, http://www.netcarshow.com/mitsubishi/2006-outlander_se/800x600/wallpaper_04.htm, available in 2007.

Mitsubishi, Mitsubishi Outlander SE 2008, Netcarshow.com, http://www.netcarshow.com/mitsubishi/2008-outlander_se/800x600/wallpaper_03.htm, available in 2009.

* cited by examiner

Primary Examiner — Melody Brown

(74) *Attorney, Agent, or Firm* — SAIDMAN DesignLaw Group

(57) **CLAIM**

The ornamental design for an automobile, as shown and described.

DESCRIPTION

FIG. 1 is a front perspective view of an automobile thereof showing our new design;

FIG. 2 is a rear perspective view thereof;

FIG. 3 is a front view thereof;


FIG. 4 is a rear view thereof;

FIG. 5 is a top view thereof; and,

FIG. 6 is a right side view thereof, the left side view being a mirror image.

The claimed design is indicated by the relatively dark portions in the figures, while the relatively light portions are environmental and form no part of the claimed design.

1 Claim, 5 Drawing Sheets






FIG. 1



FIG. 2



FIG. 3




FIG. 4




FIG. 5




FIG. 6