



US00D699623S

(12) **United States Design Patent**  
**Gittens**

(10) **Patent No.:** **US D699,623 S**  
(45) **Date of Patent:** **\*\* Feb. 18, 2014**

(54) **VASE WITH A MADONNA FIGURE**

(71) Applicant: **Rose Ann E. Gittens**, Baldwin, NY (US)

(72) Inventor: **Rose Ann E. Gittens**, Baldwin, NY (US)

(\*\*) Term: **14 Years**

(21) Appl. No.: **29/456,369**

(22) Filed: **May 30, 2013**

(51) **LOC (10) Cl.** ..... **11-02**

(52) **U.S. Cl.**

USPC ..... **D11/150**; D11/149; D11/151

(58) **Field of Classification Search**

USPC ..... D6/403–405, 556–558; D8/1;  
D11/143–156, 164; D19/77, 80, 81,  
D19/84; D25/100; D26/9–11, 16, 19;  
D34/1, 2, 4–6; D99/5, 19; 47/17, 32.4,  
47/32.5, 32.7, 33, 39, 41.01, 41.1,  
47/41.11–41.15, 44–47, 65, 65.5, 65.9,  
47/66.1, 66.2, 66.6, 66.7, 67–71

See application file for complete search history.

(56) **References Cited**

**U.S. PATENT DOCUMENTS**

D61,071 S *	6/1922	Dahl	.....	D11/153
D83,758 S *	3/1931	Scott et al.	.....	D6/403
D85,957 S *	1/1932	Potter	.....	D6/403
D175,698 S *	9/1955	Tredup	.....	D11/150
D212,487 S *	10/1968	Black	.....	D11/152
D247,167 S *	2/1978	Harshman et al.	.....	D11/151
4,662,107 A	5/1987	Van Den Kieboom		

4,917,240 A	4/1990	Roberts et al.	
5,840,355 A	11/1998	Prescott et al.	
D410,096 S *	5/1999	Majerowski	..... D26/9
D473,157 S *	4/2003	Harbaugh	..... D11/151
D479,484 S *	9/2003	Harbaugh	..... D11/151
D511,014 S *	10/2005	McMinn	..... D26/9
D573,766 S *	7/2008	Skalka	..... D34/1
D586,062 S *	2/2009	Skalka	..... D34/1
D621,295 S *	8/2010	Skalka	..... D11/152
2006/0283078 A1	12/2006	Michelsen	
2009/0118110 A1	5/2009	Nachumzon et al.	

\* cited by examiner

*Primary Examiner* — Garth Rademaker

(74) *Attorney, Agent, or Firm* — Montgomery Patent and Design; Robert C. Montgomery

(57) **CLAIM**

The ornamental design for a vase with a Madonna figure, as shown and described.

**DESCRIPTION**

FIG. 1 is an isometric front view of a vase with a Madonna figure;

FIG. 2 is an isometric rear view thereof;

FIG. 3 is a front view thereof;

FIG. 4 is a left side view thereof;

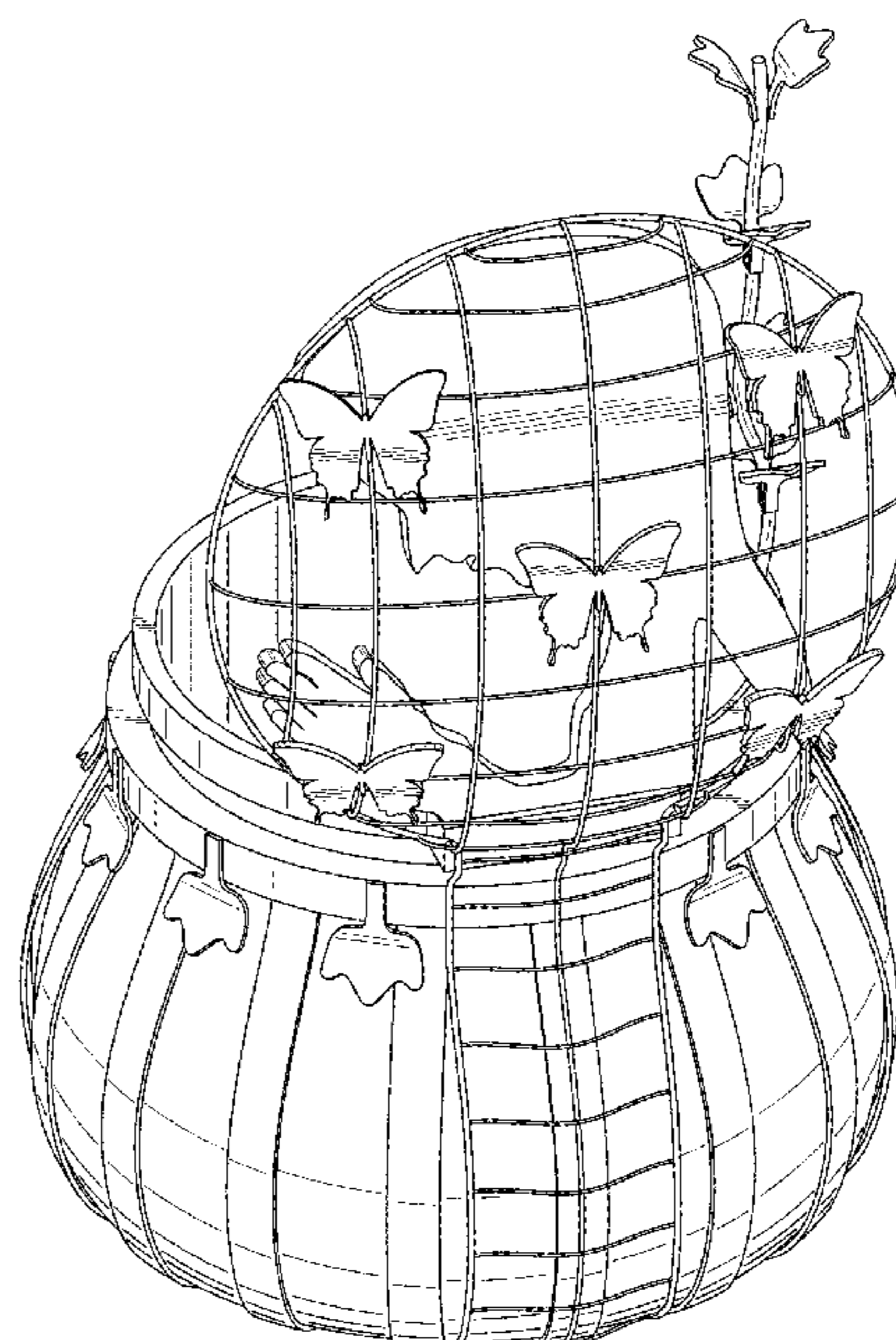
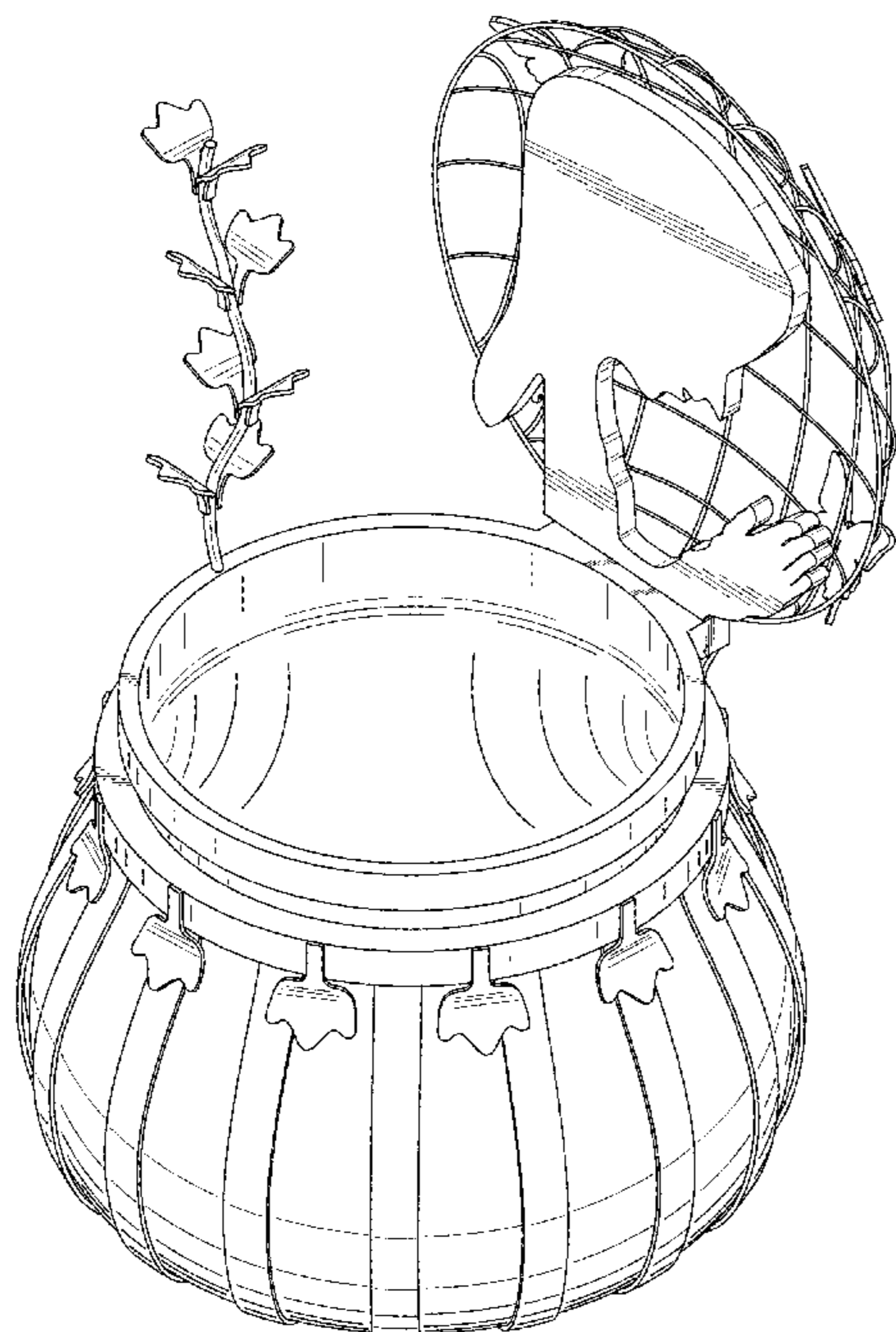
FIG. 5 is a right side view thereof;

FIG. 6 is a right-hand side view thereof;

FIG. 7 is a top view thereof; and,

FIG. 8 is a bottom view thereof.

**1 Claim, 8 Drawing Sheets**






Fig. 1

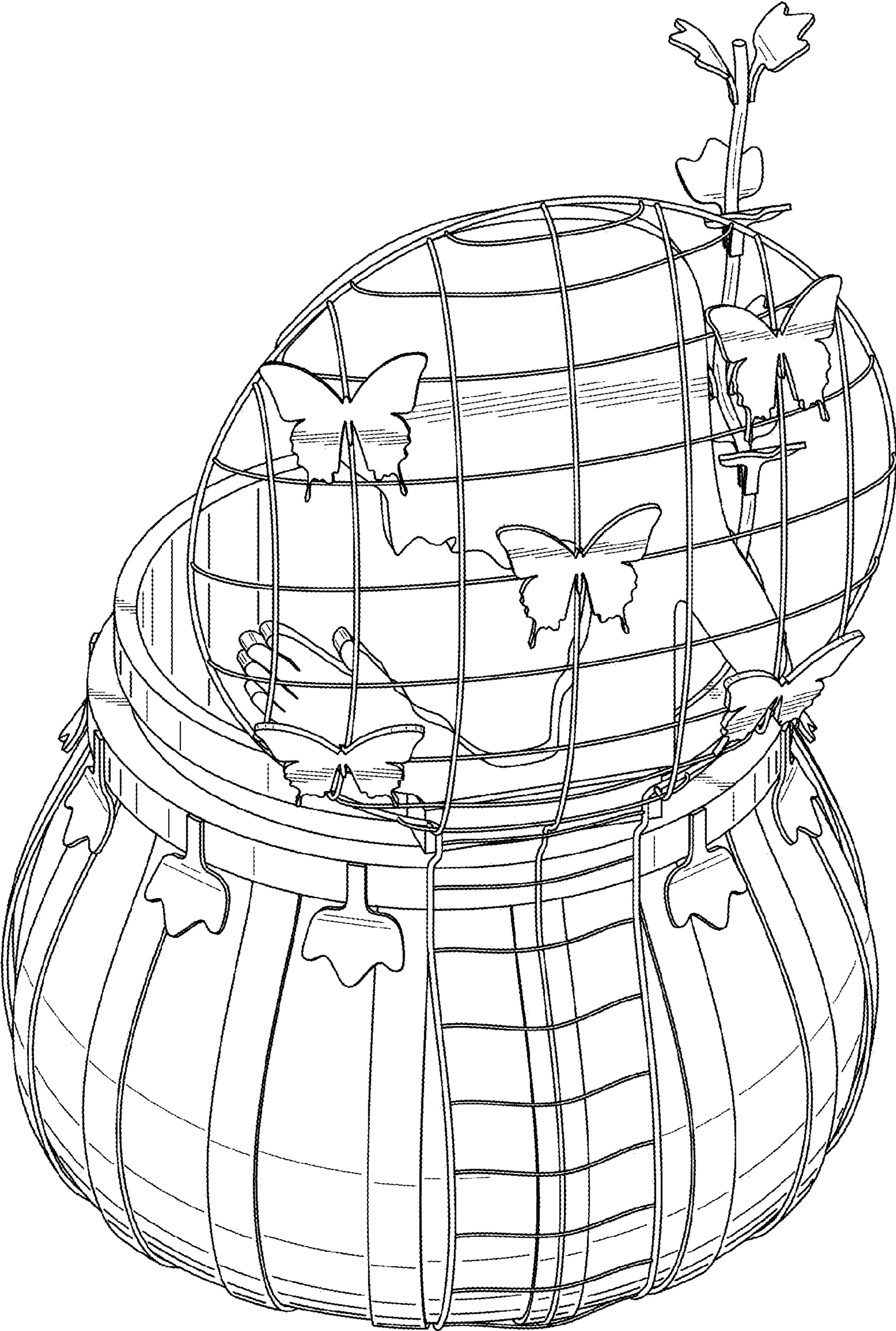


Fig. 2

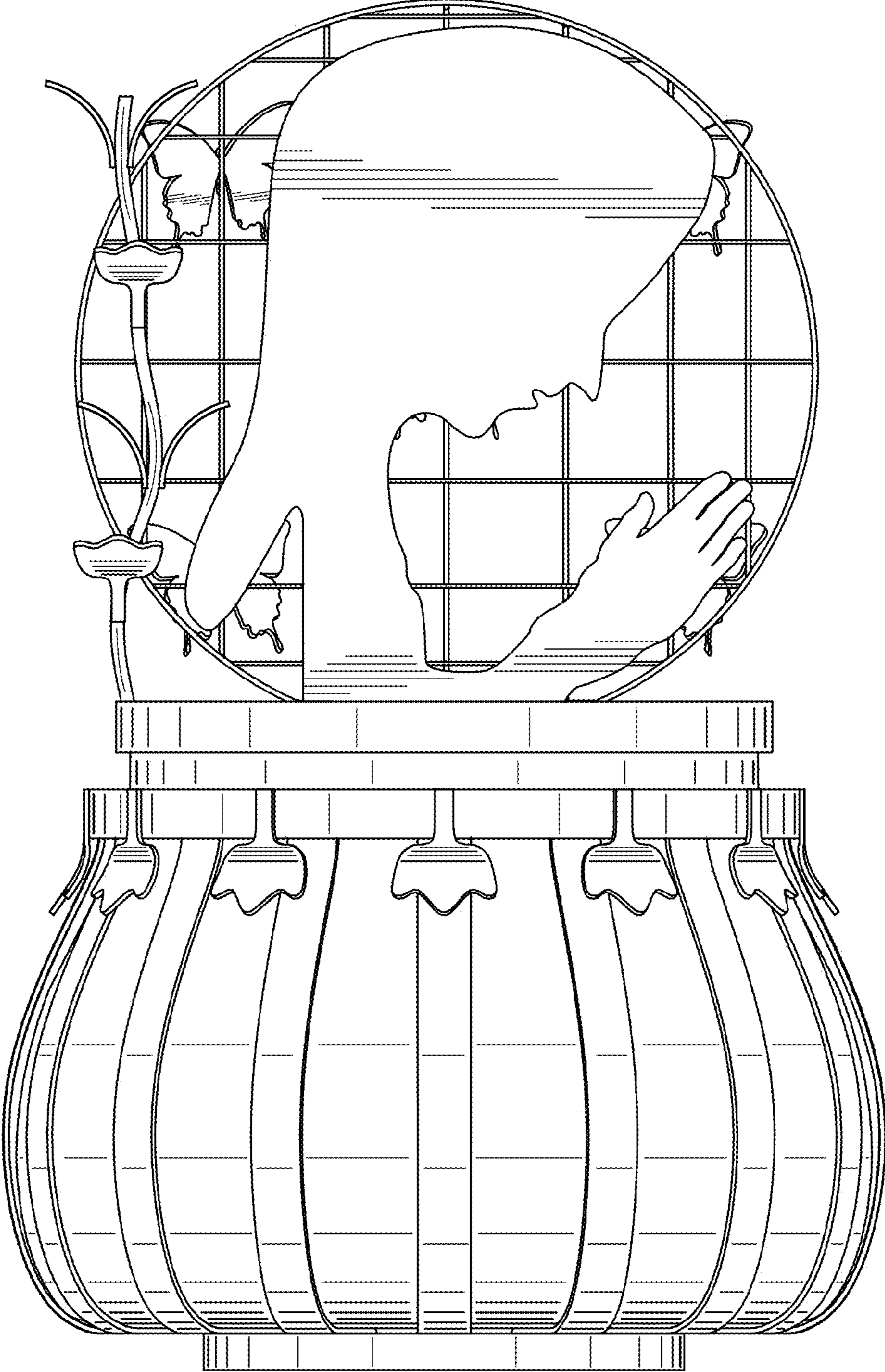


Fig. 3




Fig. 4

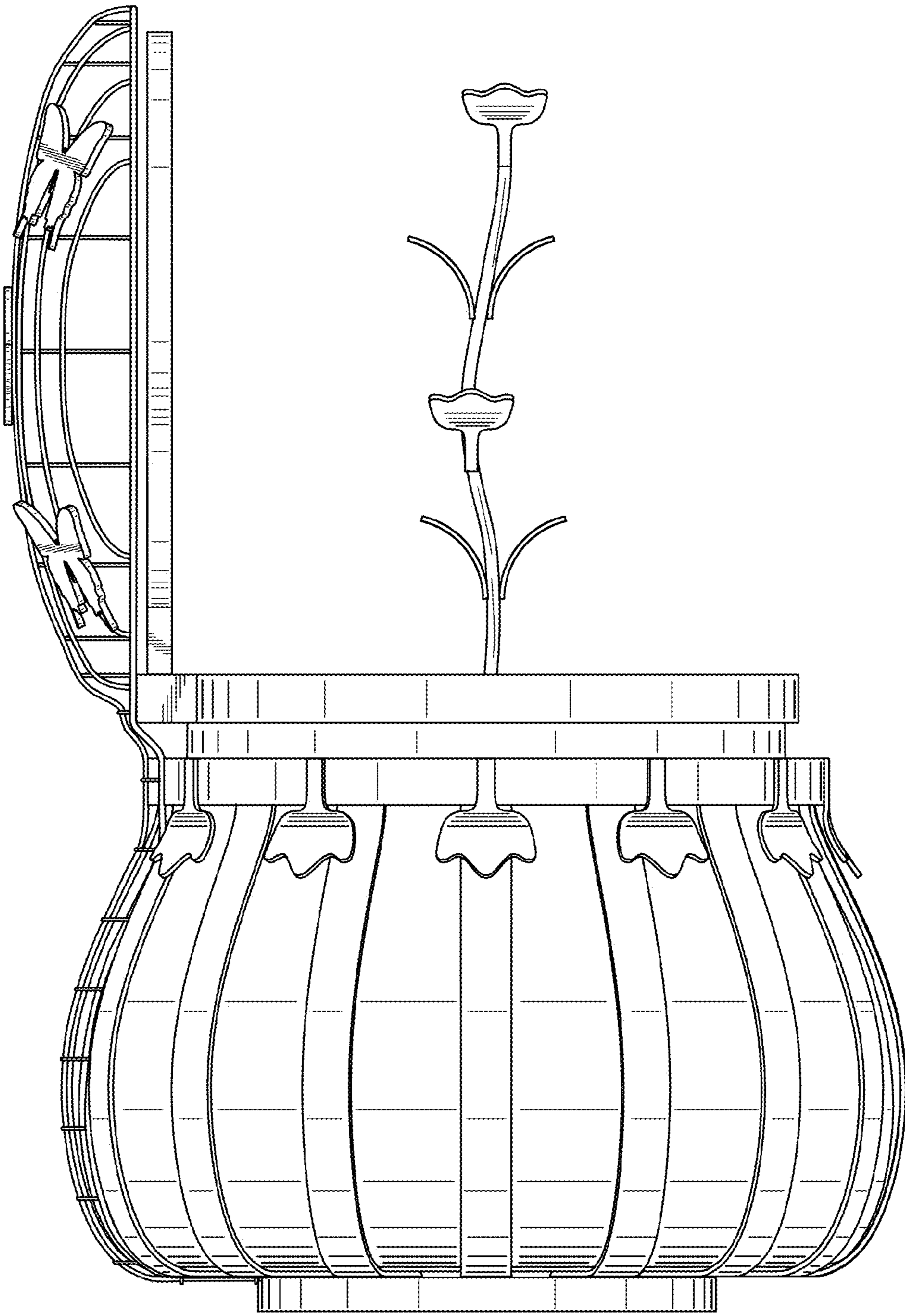


Fig. 5

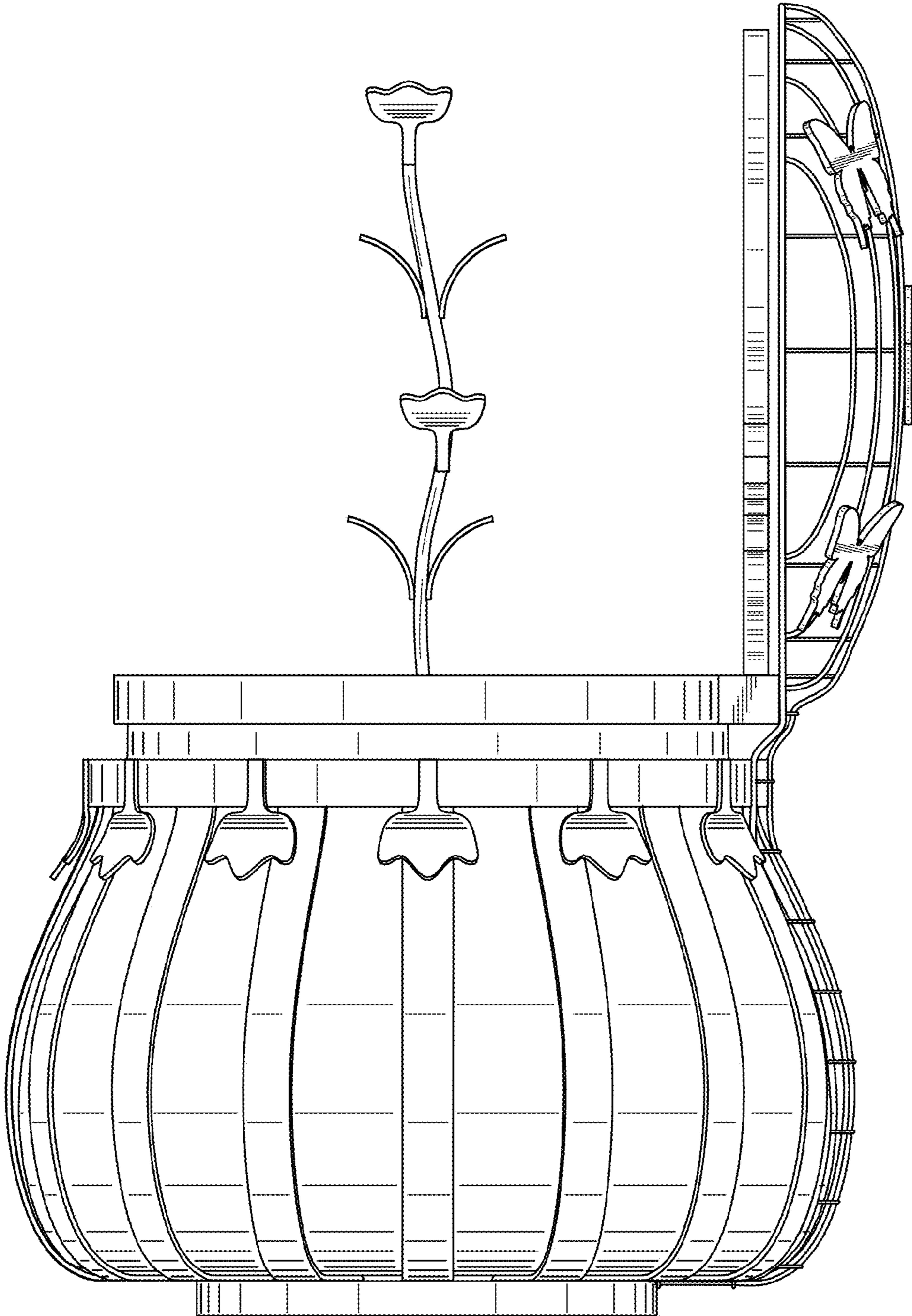


Fig. 6

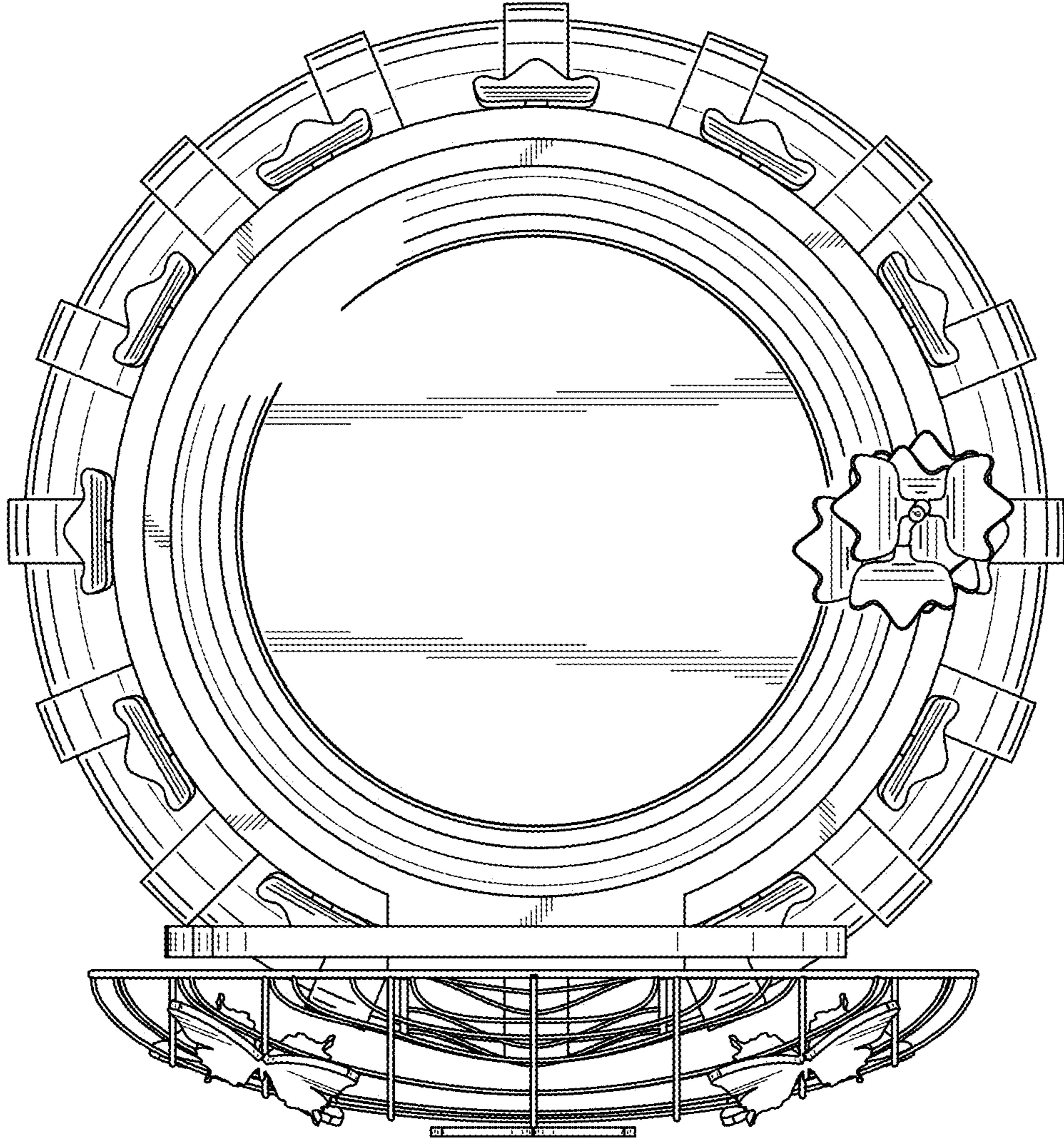


Fig. 7






Fig. 8