

US00D699622S

(12) **United States Design Patent**  
**Mulvoy et al.**

(10) **Patent No.:** **US D699,622 S**  
(45) **Date of Patent:** **\*\* Feb. 18, 2014**

- (54) **EDGING/WALL ART**
- (75) Inventors: **Maree Mulvoy**, Copemish, MI (US);  
**Dennis Stacey**, Copemish, MI (US)
- (73) Assignee: **M-R Products, Inc.**, Copemish, MI (US)
- (\*\*) Term: **14 Years**
- (21) Appl. No.: **29/418,162**
- (22) Filed: **Apr. 12, 2012**
- (51) **LOC (10) Cl.** ..... **11-02**
- (52) **U.S. Cl.**  
USPC ..... **D11/132**
- (58) **Field of Classification Search**  
USPC ..... D11/127, 134, 137, 142, 157, 158, 160;  
D20/10, 11, 19, 22, 24, 29, 30, 40, 42,  
D20/99; 40/124.01, 124.02, 124.08,  
40/124.191, 411, 415, 421, 445, 446, 456,  
40/530, 533, 541, 542, 545, 546, 449, 553,  
40/568, 584, 617, 671; D6/316; D21/614;  
43/2; 283/56, 71, 81; 428/12, 542.2,  
428/542.4, 542.6, 914; 446/72, 139, 268  
See application file for complete search history.

D381,929	S	*	8/1997	Lal et al.	.....	D11/127
D383,416	S	*	9/1997	Lal et al.	.....	D11/127
D406,788	S	*	3/1999	Adams et al.	.....	D11/127
D446,658	S	*	8/2001	Osborne	.....	D6/316
D470,188	S	*	2/2003	Wells et al.	.....	D20/30
D472,846	S	*	4/2003	Hooey et al.	.....	D11/157
6,828,035	B1	*	12/2004	Goettl	.....	428/542.4
D506,701	S	*	6/2005	Adams	.....	D11/137
D518,860	S	*	4/2006	Bishop	.....	D21/614
7,389,606	B2	*	6/2008	McLeod	.....	43/2
D619,657	S	*	7/2010	Bishop	.....	D20/19
2007/0190891	A1	*	8/2007	McKinnon	.....	446/72

\* cited by examiner

*Primary Examiner* — T. Chase Nelson

*Assistant Examiner* — Michelle E Wilson

(74) *Attorney, Agent, or Firm* — Rader, Fishman & Grauer PLLC

(57) **CLAIM**

The ornamental design for edging/wall art, as shown and described.

**DESCRIPTION**

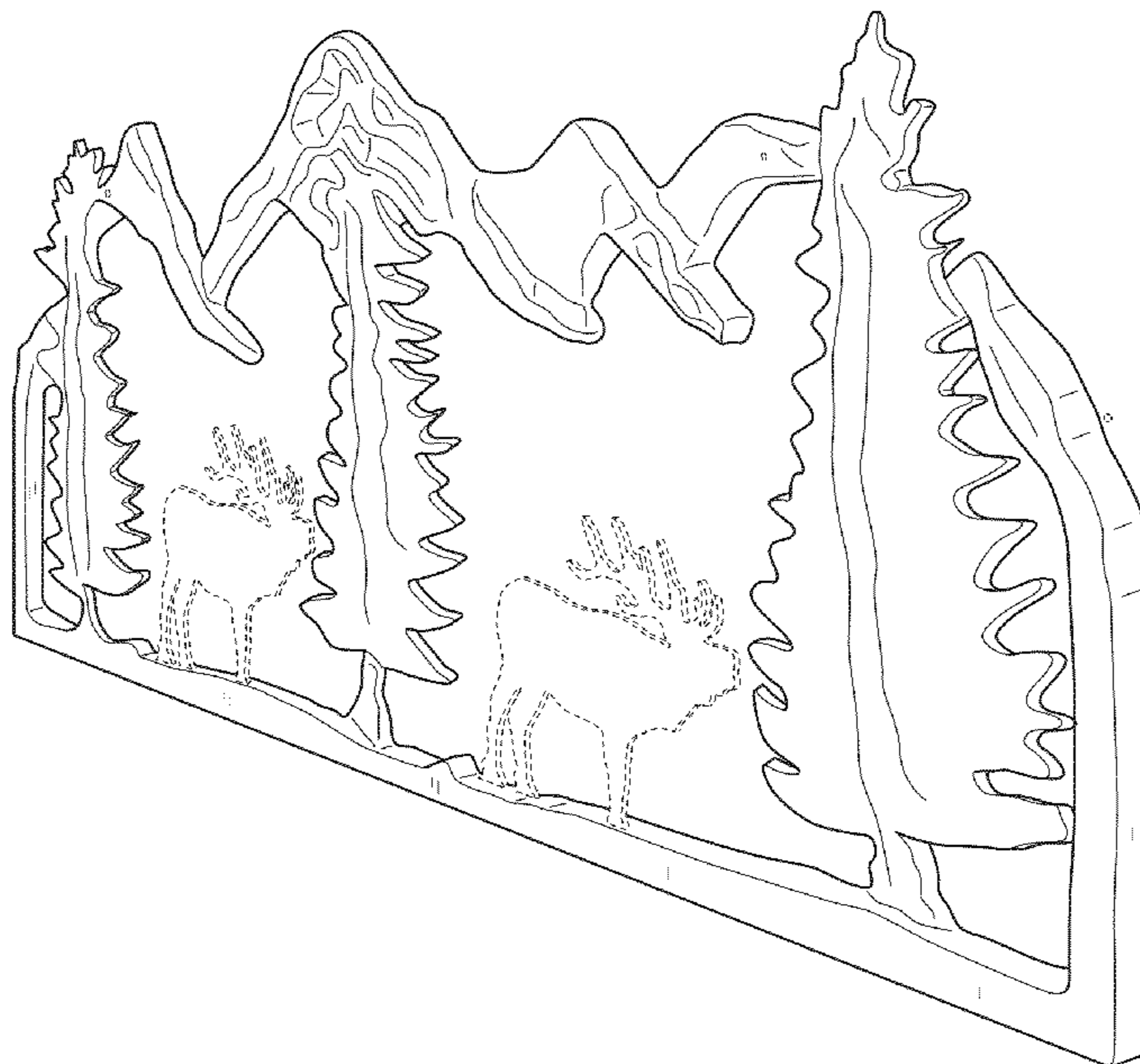
FIG. 1 is a perspective view of edging/wall art;  
 FIG. 2 is a front view of edging/wall art;  
 FIG. 3 is a back view of edging/wall art;  
 FIG. 4 is a top view of edging/wall art;  
 FIG. 5 is a bottom view of edging/wall art;  
 FIG. 6 is a right side view of edging/wall art; and,  
 FIG. 7 is a left side view of edging/wall art.  
 Portions of FIGS. 1-7 that are shown as broken lines are for illustrative purpose only and form no part of the claimed design.

**1 Claim, 4 Drawing Sheets**

(56) **References Cited**

U.S. PATENT DOCUMENTS

D117,804	S	*	11/1939	Darby	.....	D11/136
D157,133	S	*	2/1950	Dillard	.....	D11/134
D172,842	S	*	8/1954	Scheer	.....	D6/564
D218,442	S	*	8/1970	Jones-Froleigh	.....	D11/135
D220,965	S	*	6/1971	Jordan	.....	D10/2
4,103,436	A	*	8/1978	Strussion et al.	.....	434/151



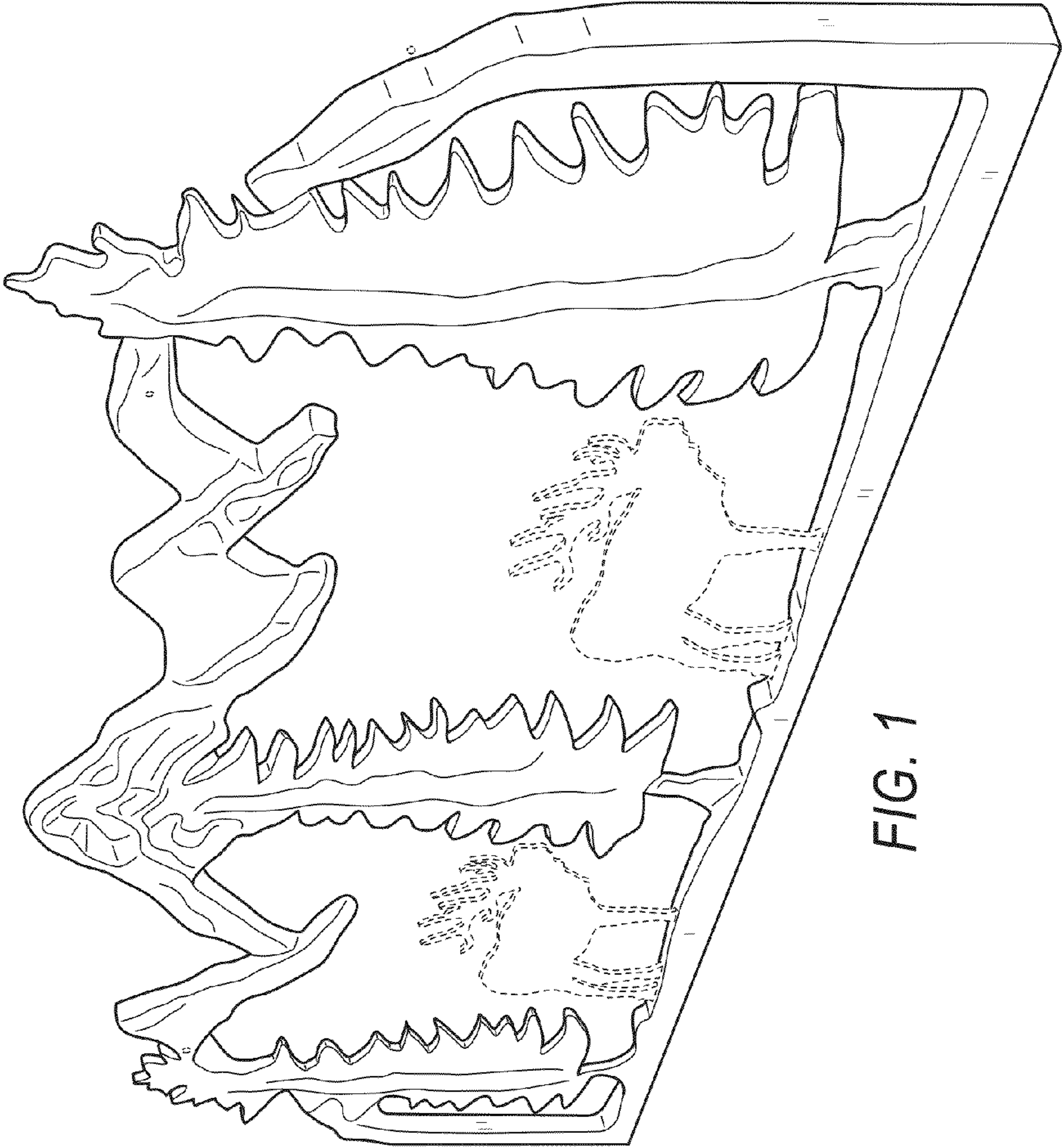


FIG. 1

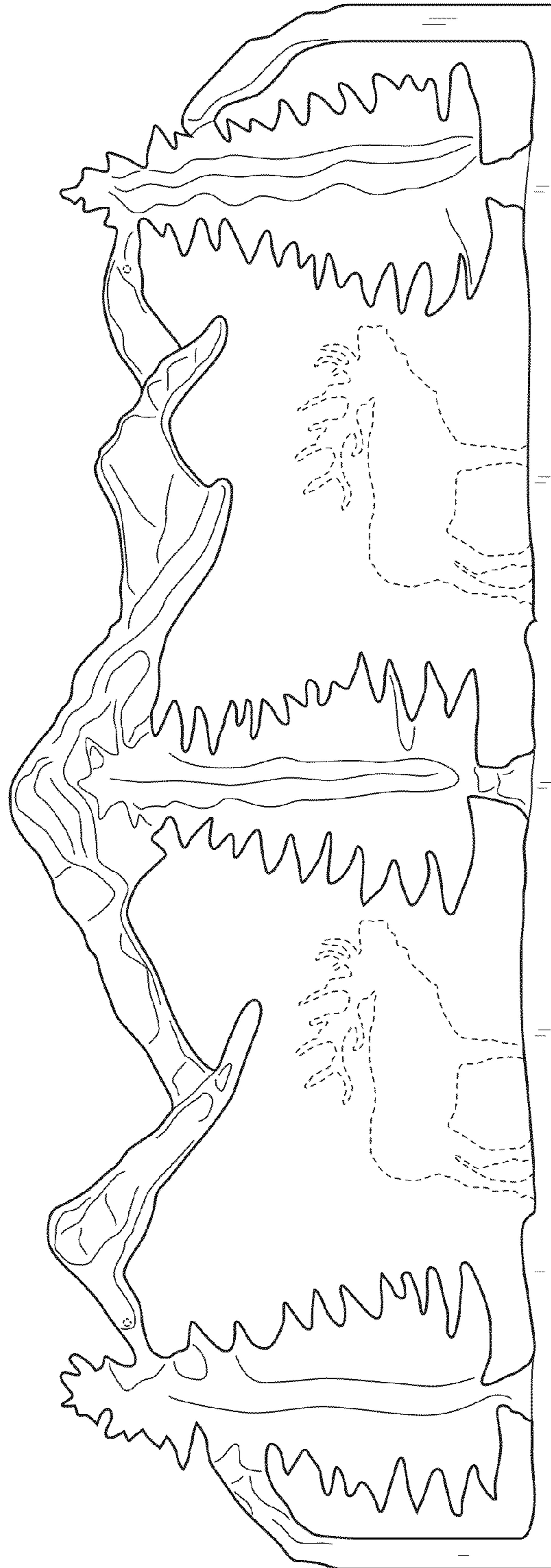


FIG. 2



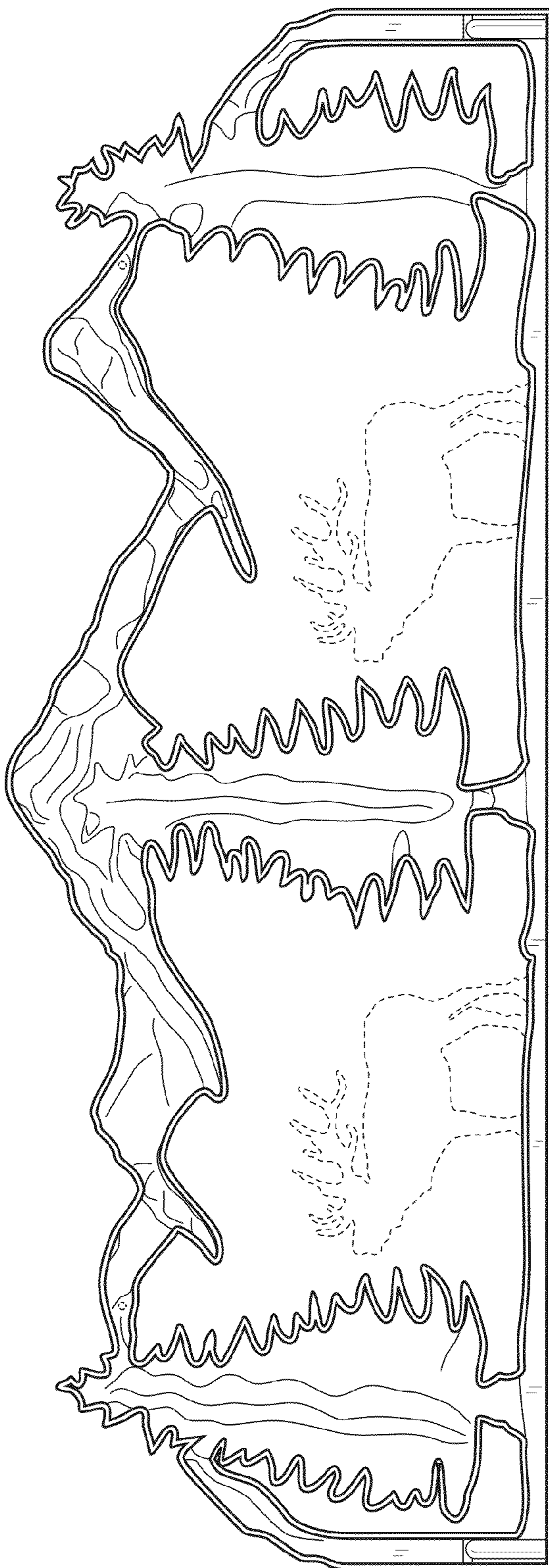


FIG. 3

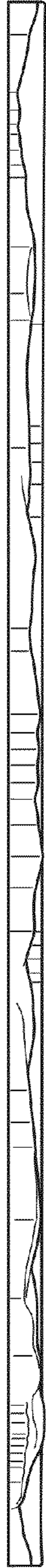


FIG. 4



FIG. 5

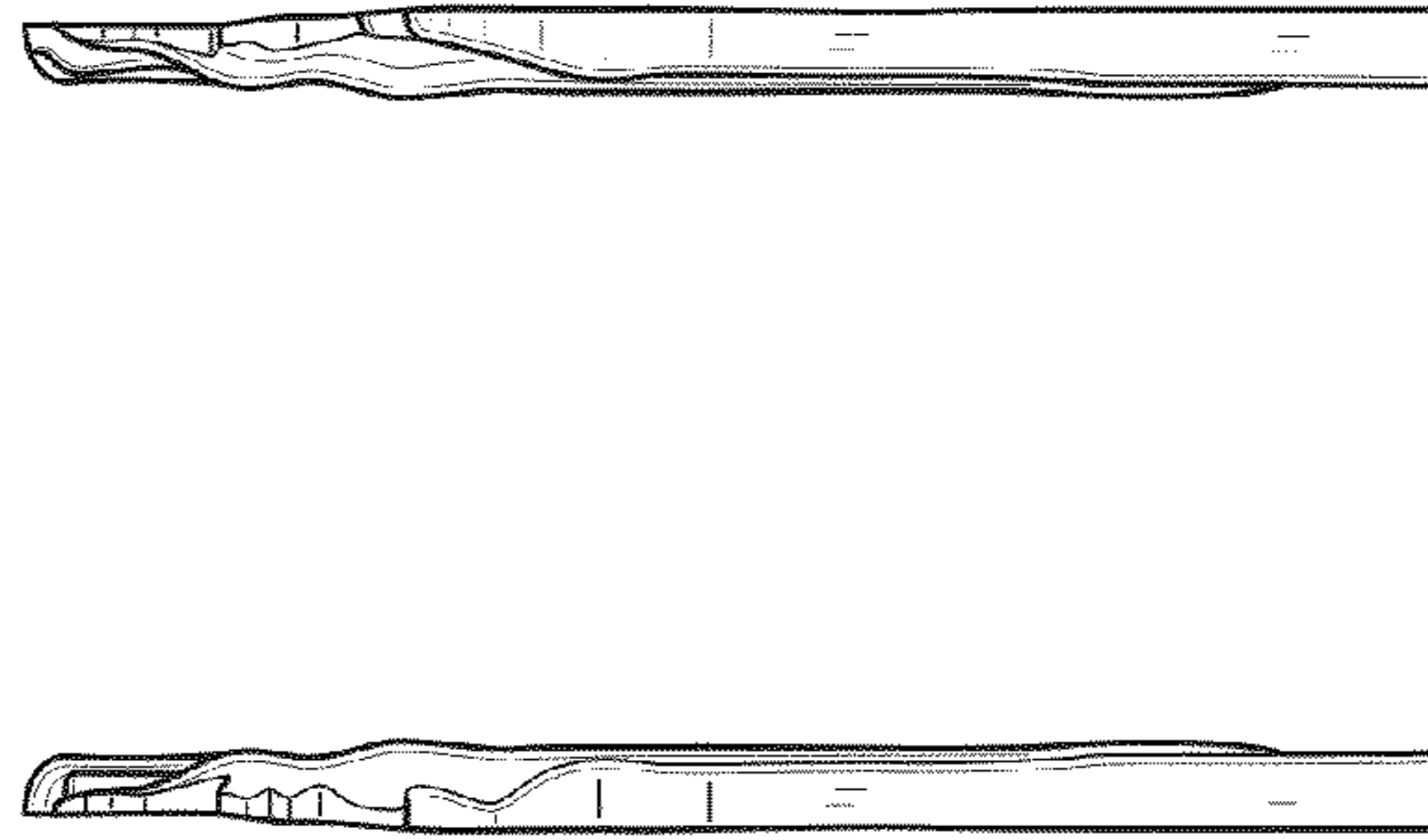


FIG. 7

FIG. 6