



US00D699617S

(12) **United States Design Patent**  
**Saikawa et al.**

(10) **Patent No.:** **US D699,617 S**  
(45) **Date of Patent:** **\*\* Feb. 18, 2014**

- (54) **CONTROL PANEL FOR ELEVATOR**
- (71) Applicants: **Yoshinori Saikawa**, Tokyo (JP);  
**Toshihisa Ogura**, Tokyo (JP); **Eiji Yuasa**, Tokyo (JP)
- (72) Inventors: **Yoshinori Saikawa**, Tokyo (JP);  
**Toshihisa Ogura**, Tokyo (JP); **Eiji Yuasa**, Tokyo (JP)
- (73) Assignee: **Mitsubishi Electric Corporation**,  
Tokyo (JP)

- D268,668 S 4/1983 Bevilaqua et al.
- D283,687 S 5/1986 Walser
- D327,856 S 7/1992 Lowe et al.
- D363,247 S 10/1995 Raymond
- 5,507,366 A 4/1996 Huang
- 5,679,934 A 10/1997 Juntunen et al.
- D392,907 S 3/1998 Buckley, III
- 5,821,479 A 10/1998 Kondo et al.
- 5,969,306 A 10/1999 Velauthapillai et al.
- 6,029,778 A 2/2000 Lacarte Estallo
- 6,161,654 A 12/2000 Sirigu et al.
- 6,321,877 B2 11/2001 Yamakawa
- 6,845,850 B1 1/2005 Schneck
- 6,997,288 B2 2/2006 Kakko et al.

- (\*\*) Term: **14 Years**
- (21) Appl. No.: **29/441,374**
- (22) Filed: **Jan. 4, 2013**

**Related U.S. Application Data**

- (62) Division of application No. 29/400,218, filed on Aug. 24, 2011, now Pat. No. Des. 679,210.

**Foreign Application Priority Data**

- Apr. 13, 2011 (JP) ..... 2011-008455
- Apr. 13, 2011 (JP) ..... 2011-008456
- Apr. 13, 2011 (JP) ..... 2011-008457
- Apr. 13, 2011 (JP) ..... 2011-008458
- (51) **LOC (10) Cl.** ..... **10-05**
- (52) **U.S. Cl.**  
USPC ..... **D10/108; D13/164**
- (58) **Field of Classification Search**  
USPC ..... D13/162, 164; D10/108, 106.95;  
D14/388, 390; 187/380, 395, 396, 397  
See application file for complete search history.

**References Cited**

**U.S. PATENT DOCUMENTS**

- D214,705 S 7/1969 Morrison
- 4,149,614 A 4/1979 Mandel et al.
- D267,870 S 2/1983 Bevilaqua et al.

(Continued)

*Primary Examiner* — Selina Sikder

(74) *Attorney, Agent, or Firm* — Sughrue Mion, PLLC

(57) **CLAIM**

The ornamental design for a control panel for elevator, as shown and described.

**DESCRIPTION**

FIG. 1 is a front, top and right side perspective view of a control panel for elevator, showing an embodiment of our new design;

FIG. 2 is a front elevational view thereof;

FIG. 3 is a rear elevational view thereof;

FIG. 4 is a right side elevational view thereof;

FIG. 5 is a top plan view thereof;

FIG. 6 is a bottom plan view thereof;

FIG. 7 is an enlarged cross-sectional view thereof; taken along line 7-7 of FIG. 2, with the internal system omitted;

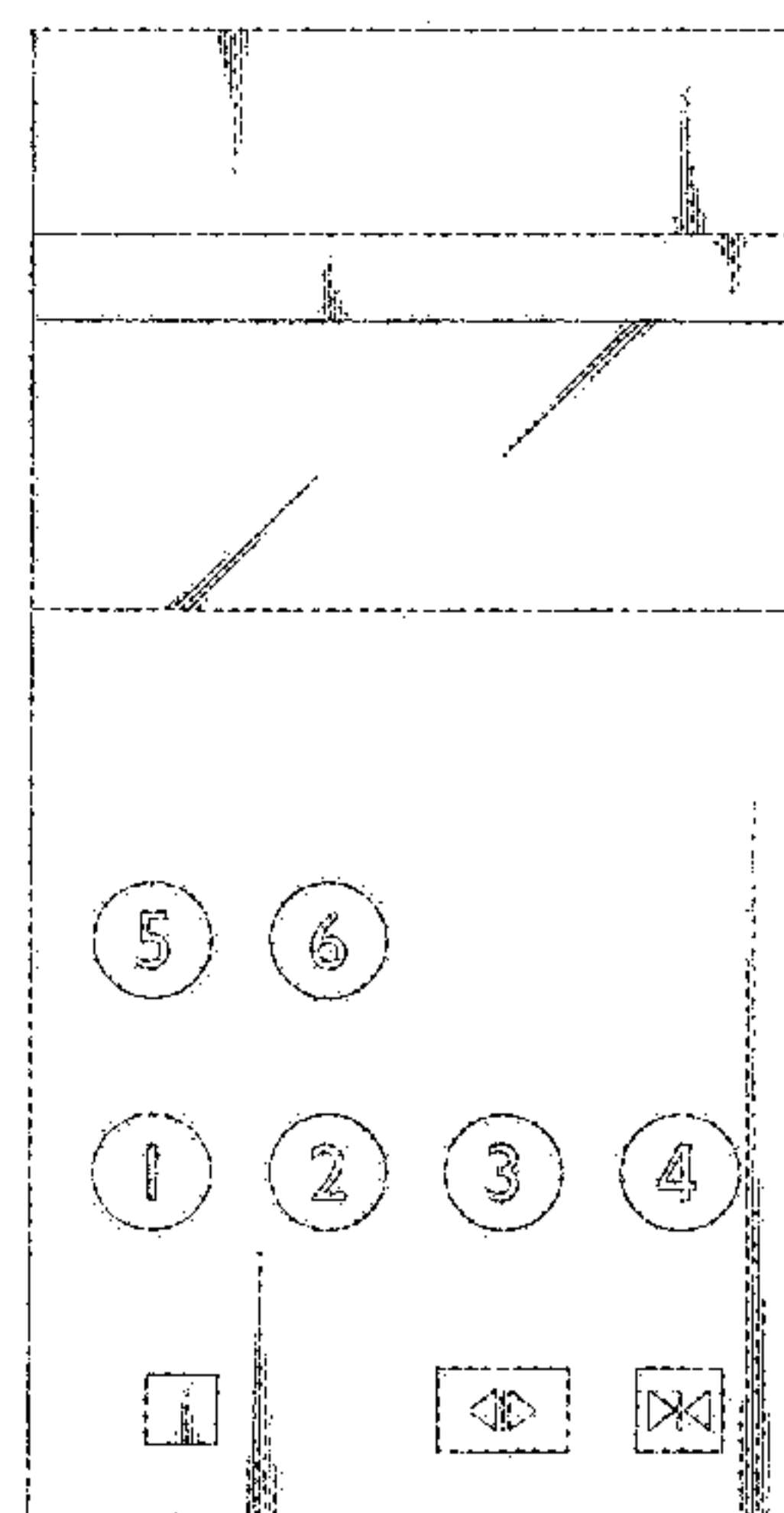
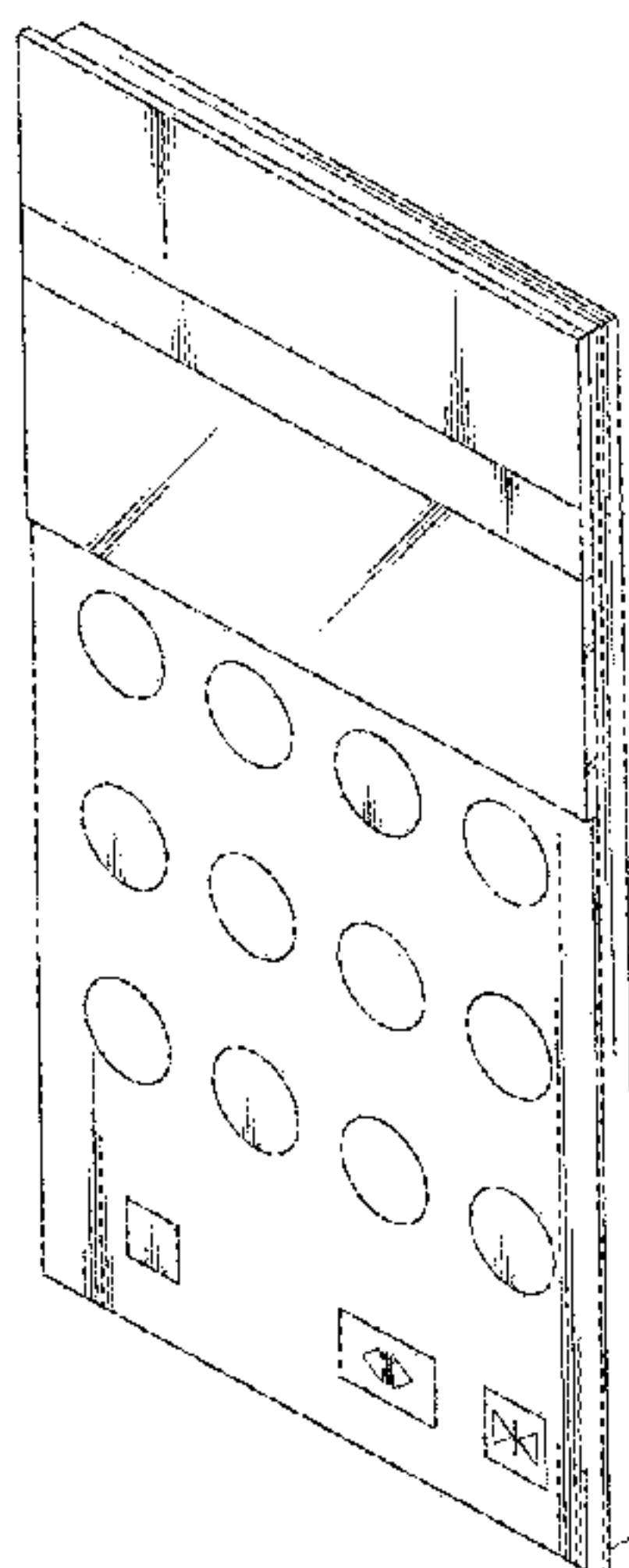
FIG. 8 is a reference view showing in use thereof;

FIG. 9 is an alternate front elevation view of embodiment one thereof;

FIG. 10 is an another alternate front elevation view of embodiment one thereof; and,

FIG. 11 is yet another alternate front elevation view of embodiment one thereof.

**1 Claim, 8 Drawing Sheets**



(56)

**References Cited**

U.S. PATENT DOCUMENTS

7,021,428 B2 4/2006 Han et al.  
7,040,458 B2 5/2006 Forsythe et al.  
D533,894 S 12/2006 Chan  
7,284,639 B2 10/2007 Sasaki et al.  
7,404,470 B2 7/2008 Felder et al.  
7,445,090 B2 11/2008 Bodmer et al.  
D589,832 S 4/2009 Ogura et al.  
D596,977 S 7/2009 Ogura et al.  
D598,396 S 8/2009 Lee

D615,896 S 5/2010 Rusanen et al.  
D620,455 S 7/2010 Teixeira Pinto Dias  
D620,457 S 7/2010 Maurer et al.  
8,096,388 B2 1/2012 Nakamura  
D678,795 S \* 3/2013 Saikawa et al. .... D10/108  
D679,210 S \* 4/2013 Saikawa et al. .... D10/108  
D681,493 S \* 5/2013 Saikawa et al. .... D10/108  
2003/0164267 A1 9/2003 Hikita  
2004/0245052 A1 12/2004 Felder  
2005/0224297 A1 10/2005 Felder et al.  
2006/0054421 A1 3/2006 Ikeda  
2011/0024240 A1 2/2011 Rusanen et al.

\* cited by examiner

Fig. 1

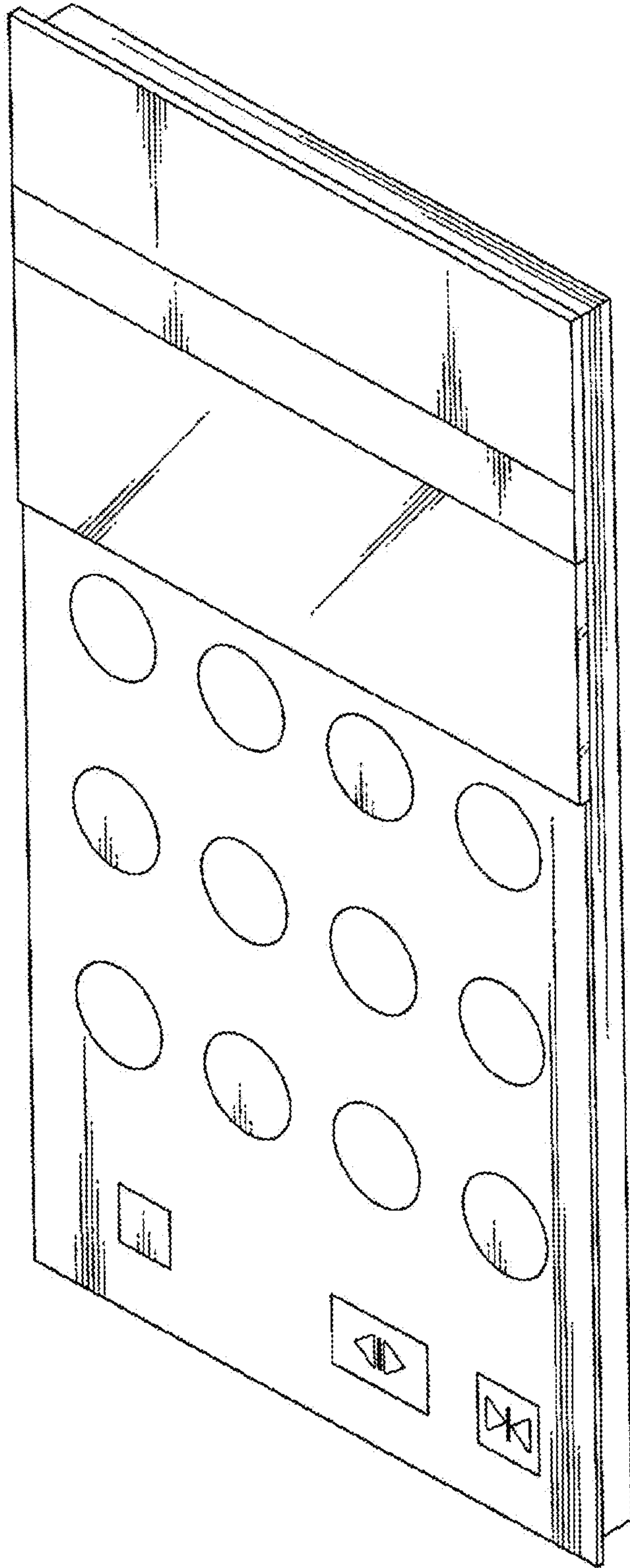


Fig. 2

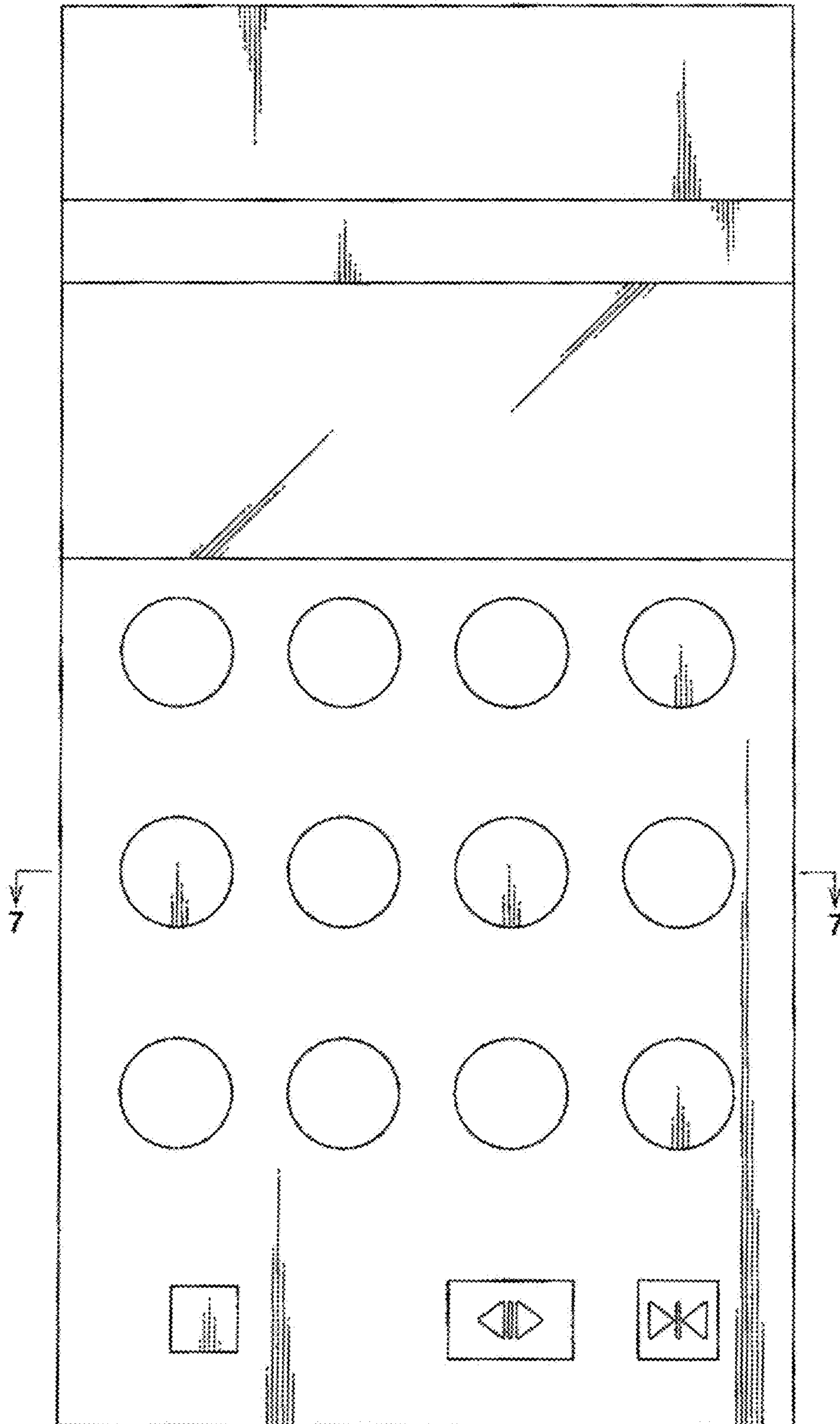




Fig. 3




Fig. 4




Fig. 5



Fig. 6



Fig. 7



Fig. 8

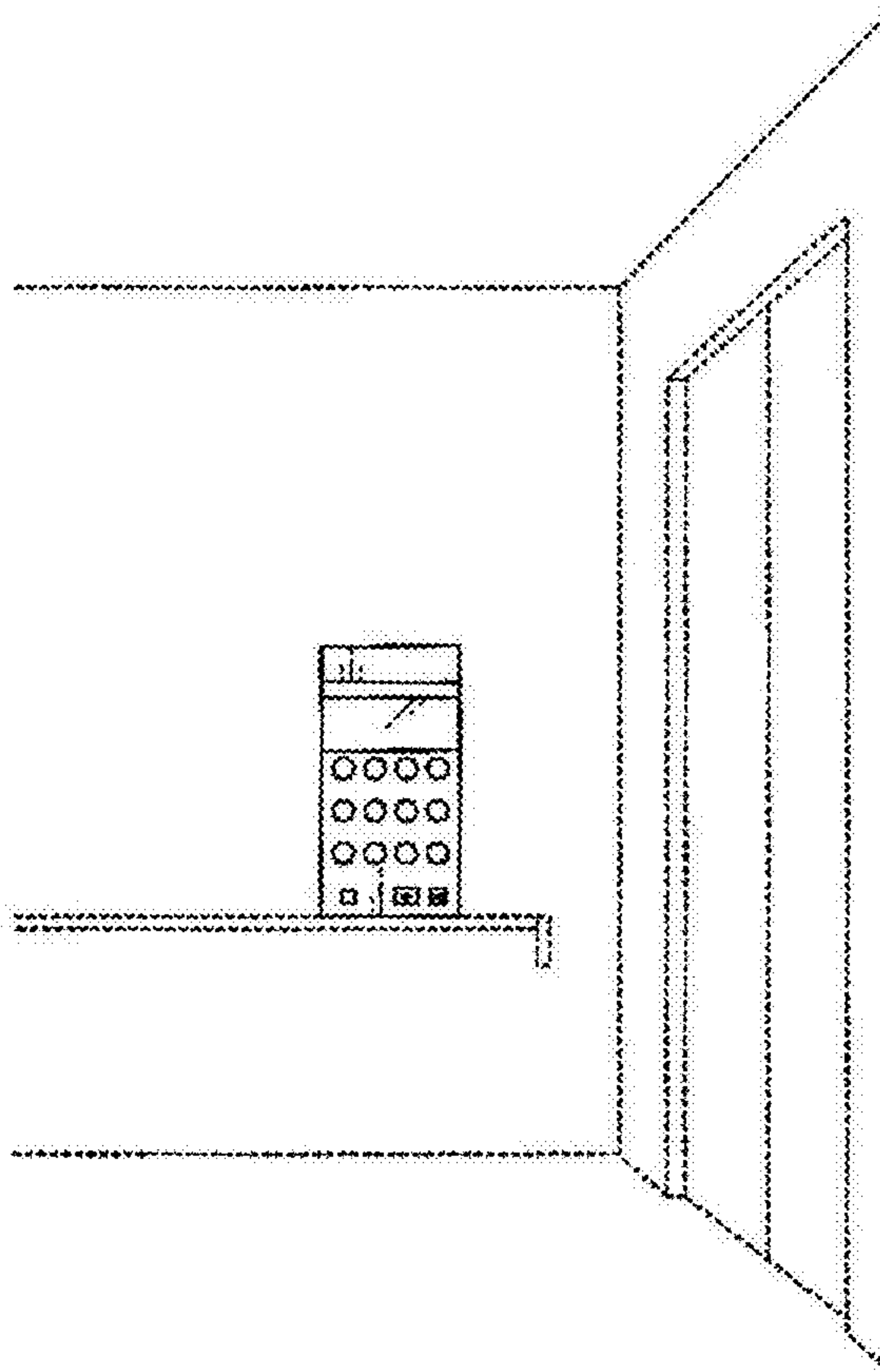


Fig. 9

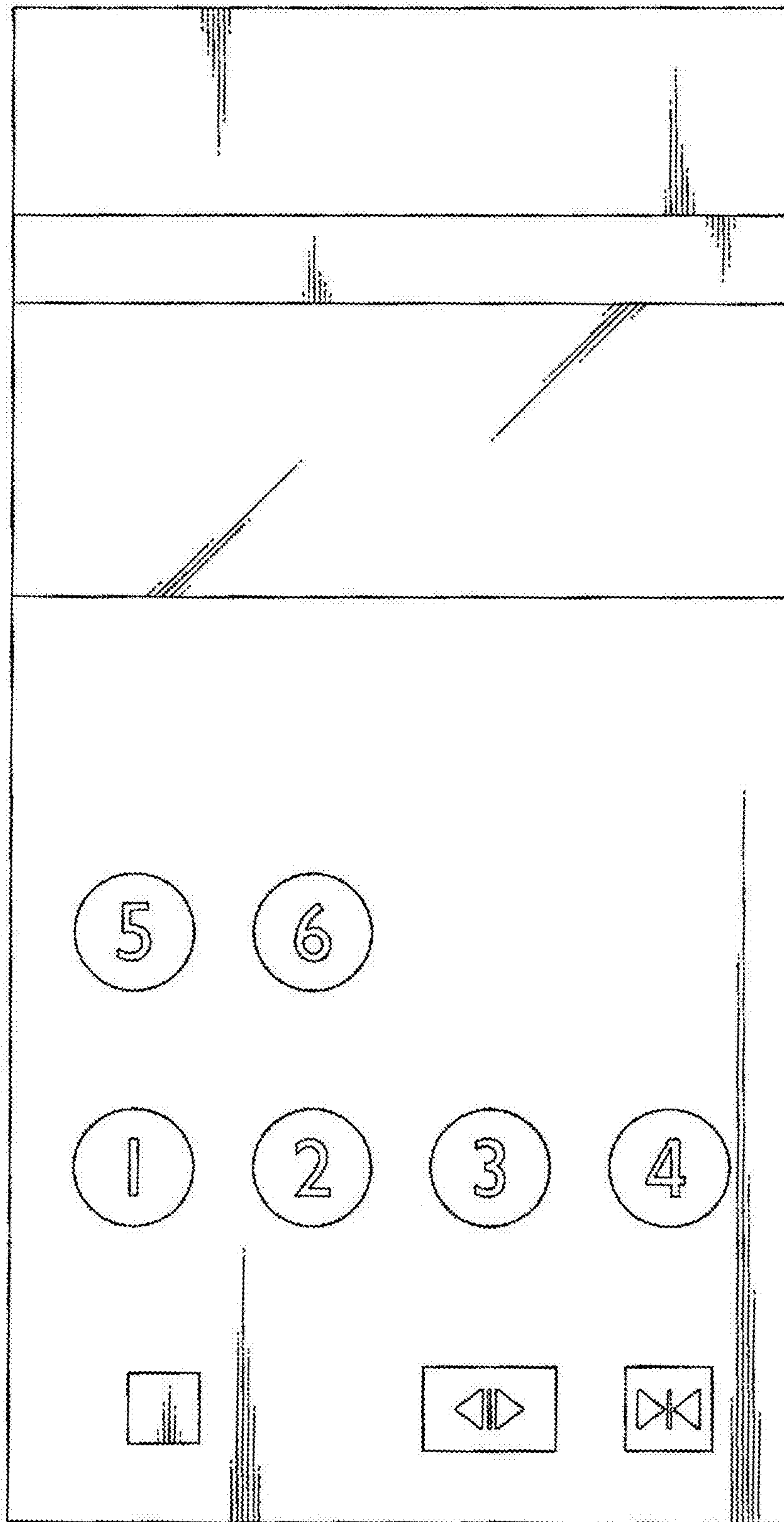




Fig. 10

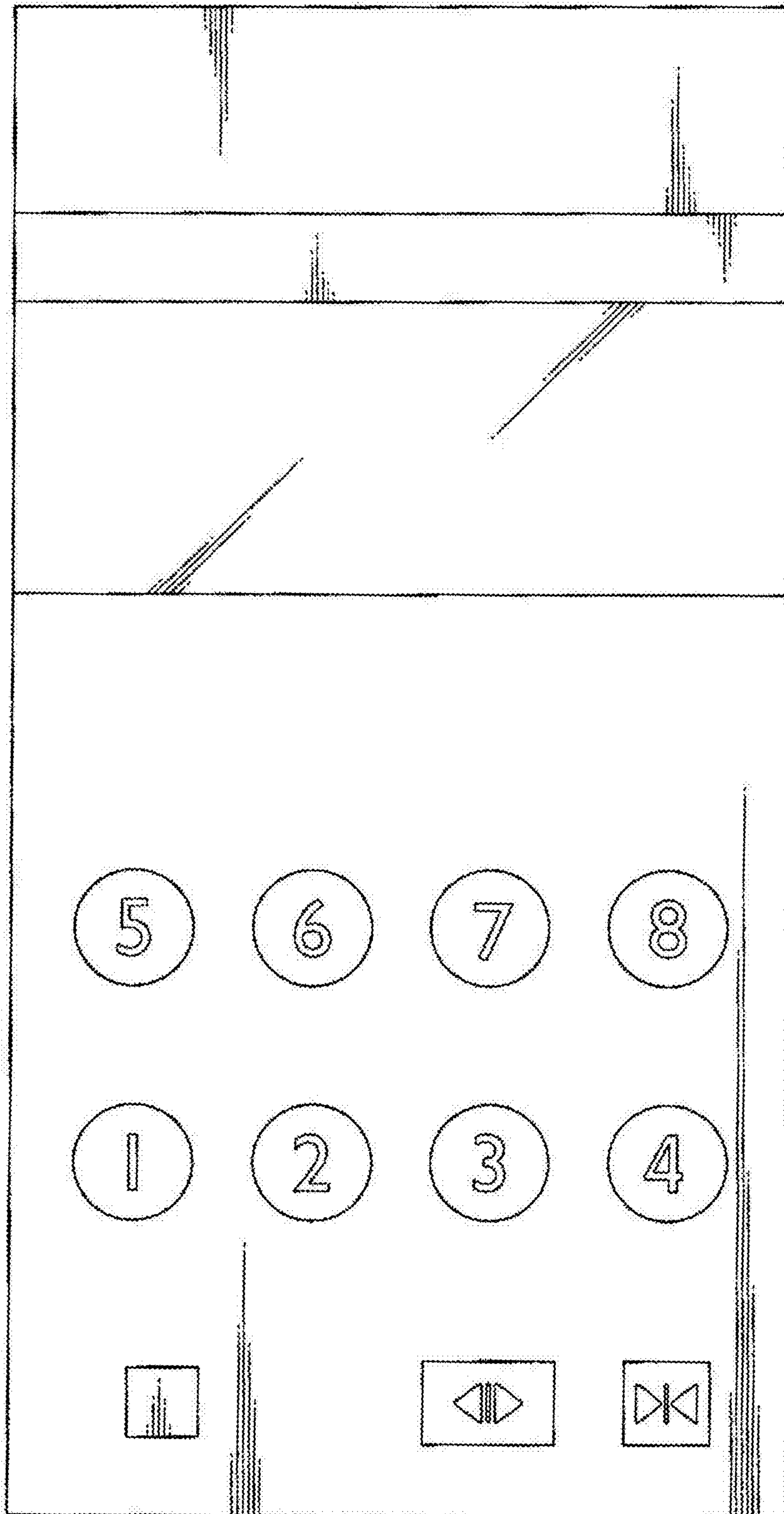


Fig. 11

