



US00D699614S

(12) **United States Design Patent**  
**Ke**

(10) **Patent No.:** **US D699,614 S**  
(45) **Date of Patent:** **\*\* Feb. 18, 2014**

(54) **HOUSING**

(71) Applicant: **Stanley Convergent Security Solutions, Inc.**, Naperville, IL (US)

(72) Inventor: **Selia Ke**, Tianhu (CN)

(73) Assignee: **Stanley Convergent Security Solutions, Inc.**, Naperville, IL (US)

(\*\*) Term: **14 Years**

(21) Appl. No.: **29/454,366**

(22) Filed: **May 9, 2013**

(51) **LOC (10) Cl.** ..... **10-05**

(52) **U.S. Cl.**  
USPC ..... **D10/106.95**

(58) **Field of Classification Search**  
USPC ..... D10/106.1–106.5, 104.1, 106.9, 106.95,  
D10/108; 340/521, 540–545, 555, 558,  
340/571–573

See application file for complete search history.

(56) **References Cited**

U.S. PATENT DOCUMENTS

D401,178 S \* 11/1998 Liu ..... D10/106.6  
D620,380 S \* 7/2010 Hwang ..... D10/104.1  
D661,211 S \* 6/2012 Hou ..... D10/104.1  
D680,458 S \* 4/2013 Corso et al. .... D10/104.1

\* cited by examiner

*Primary Examiner* — George D Kirschbaum

(74) *Attorney, Agent, or Firm* — Adan Ayala

(57) **CLAIM**

The ornamental design for a housing, as shown and described.

**DESCRIPTION**

FIG. 1 is a perspective view of a housing according to the invention.

FIG. 2 is a front view of the housing of FIG. 1.

FIG. 3 is a rear view of the housing of FIG. 1.


FIG. 4 is a left side view of the housing of FIG. 1.

FIG. 5 is a right side view of the housing of FIG. 1.

FIG. 6 is a top plan view of the housing of FIG. 1; and,

FIG. 7 is a bottom plan view of the housing of FIG. 1.

**1 Claim, 5 Drawing Sheets**






FIG. 1

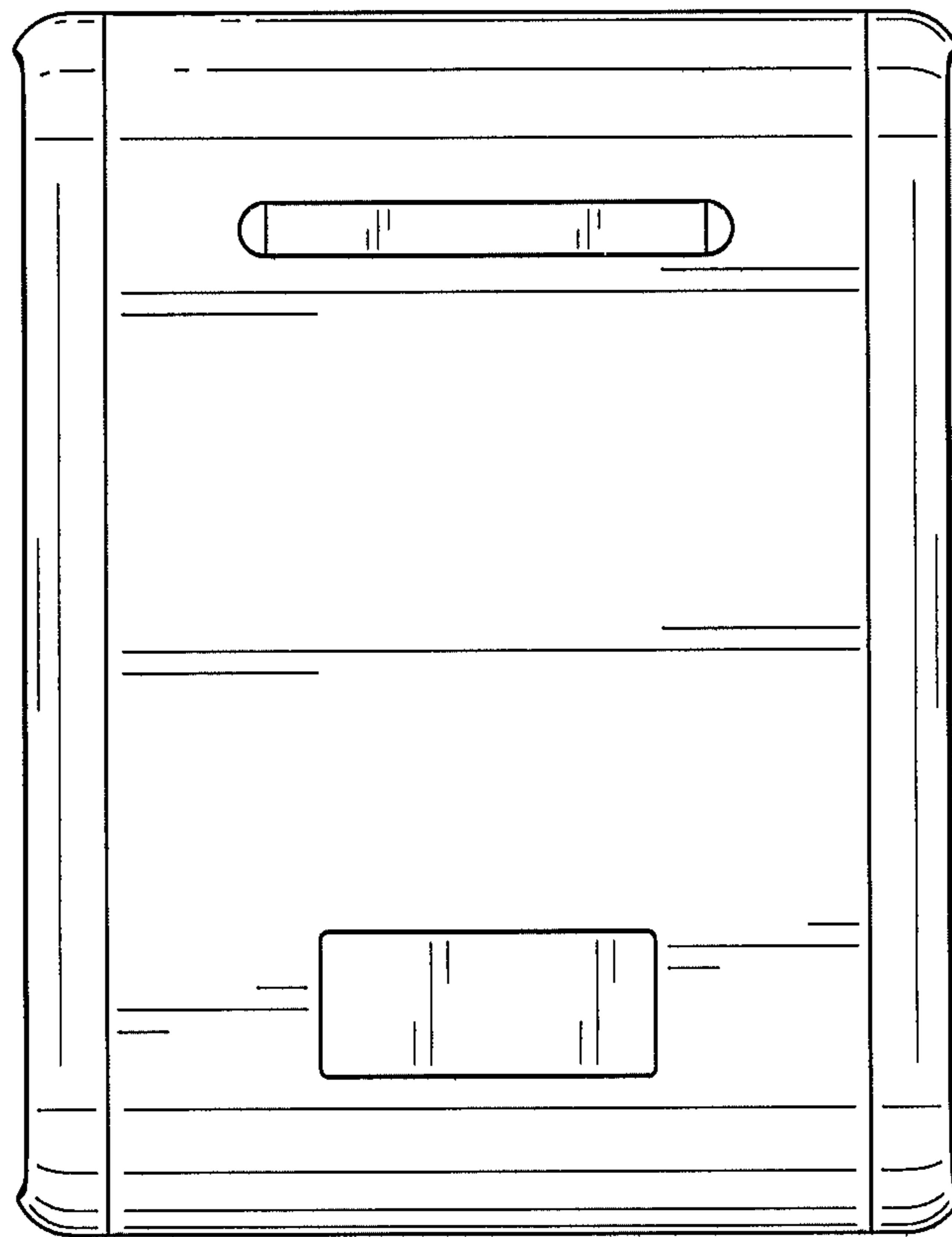


FIG. 2




FIG. 3

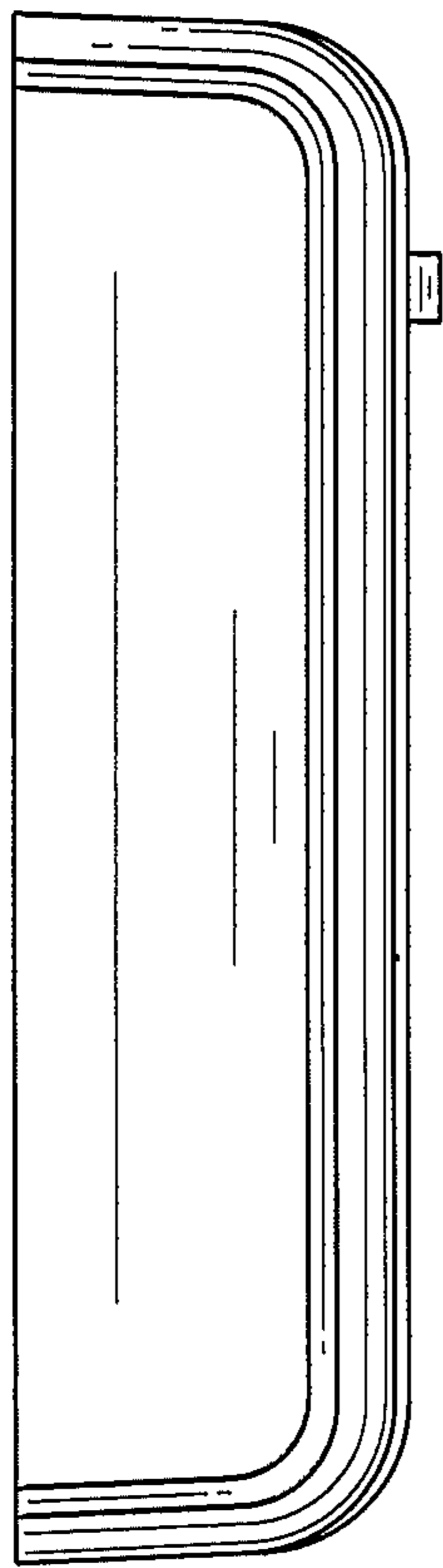


FIG. 4

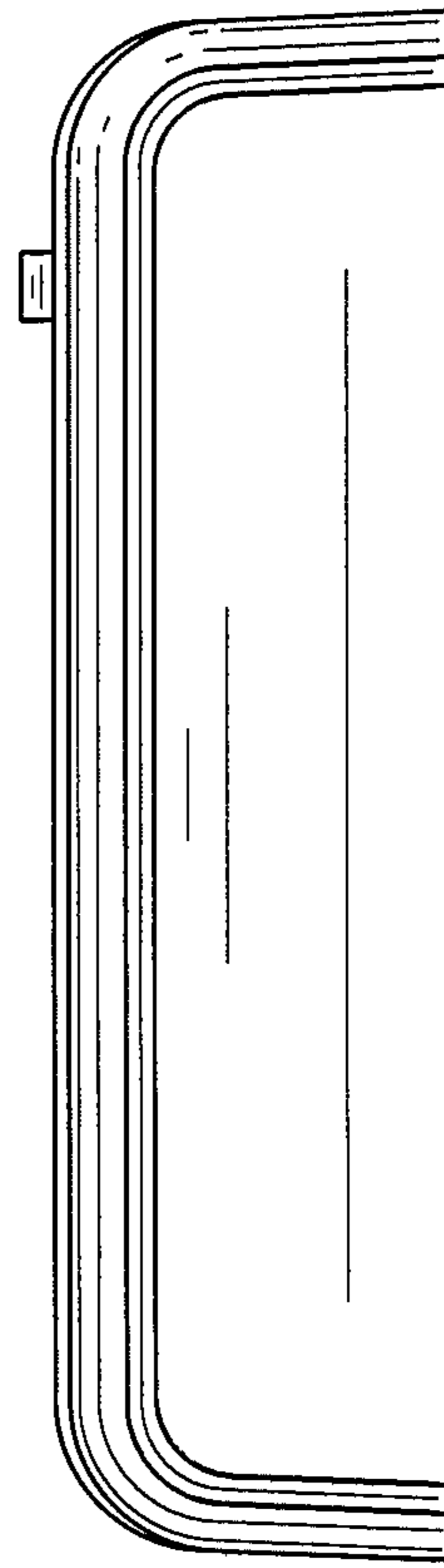


FIG. 5




FIG. 6

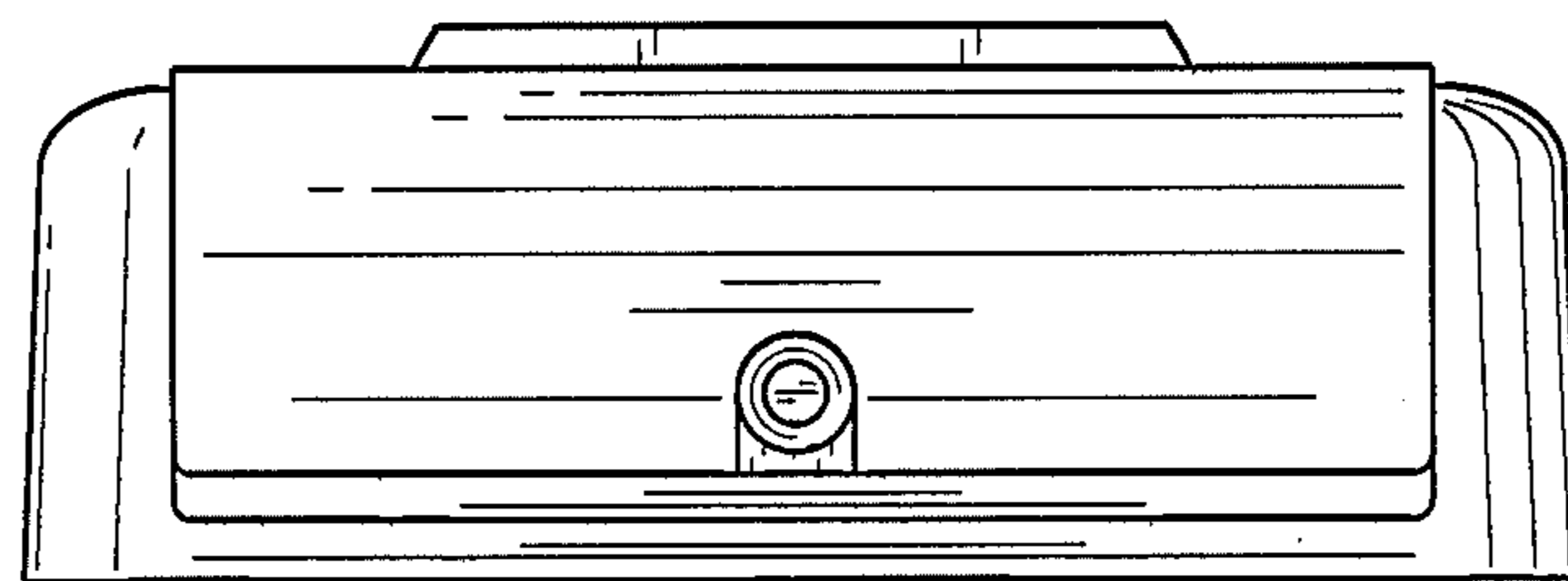


FIG. 7