



US00D699613S

(12) **United States Design Patent**
Ke

(10) **Patent No.:** **US D699,613 S**

(45) **Date of Patent:** **** Feb. 18, 2014**

(54) **HOUSING**

(71) Applicant: **Stanley Convergent Security Solutions, Inc.**, Naperville, IL (US)

(72) Inventor: **Selia Ke**, Tianhu (CN)

(73) Assignee: **Stanley Convergent Security Solutions, Inc.**, Naperville, IL (US)

(**) Term: **14 Years**

(21) Appl. No.: **29/454,364**

(22) Filed: **May 9, 2013**

(51) **LOC (10) Cl.** **10-05**

(52) **U.S. Cl.**
USPC **D10/106.95**

(58) **Field of Classification Search**
USPC D10/106.1–106.5, 104.1, 106.9, 106.95,
D10/108; 340/521, 540–545, 555, 558,
340/571–573

See application file for complete search history.

(56) **References Cited**

U.S. PATENT DOCUMENTS

D401,178 S *	11/1998	Liu	D10/106.6
D589,832 S *	4/2009	Ogura et al.	D10/108
D596,977 S *	7/2009	Ogura et al.	D10/108
D620,380 S *	7/2010	Hwang	D10/104.1
D679,210 S *	4/2013	Saikawa et al.	D10/108

* cited by examiner

Primary Examiner — George D Kirschbaum

(74) *Attorney, Agent, or Firm* — Adan Ayala

(57) **CLAIM**

The ornamental design for a housing, as shown and described.

DESCRIPTION

FIG. 1 is a perspective view of a housing according to the invention.

FIG. 2 is a front view of the housing of FIG. 1.

FIG. 3 is a rear view of the housing of FIG. 1.


FIG. 4 is a left side view of the housing of FIG. 1.

FIG. 5 is a right side view of the housing of FIG. 1.

FIG. 6 is a top plan view of the housing of FIG. 1; and,

FIG. 7 is a bottom plan view of the housing of FIG. 1.

1 Claim, 5 Drawing Sheets






FIG. 1

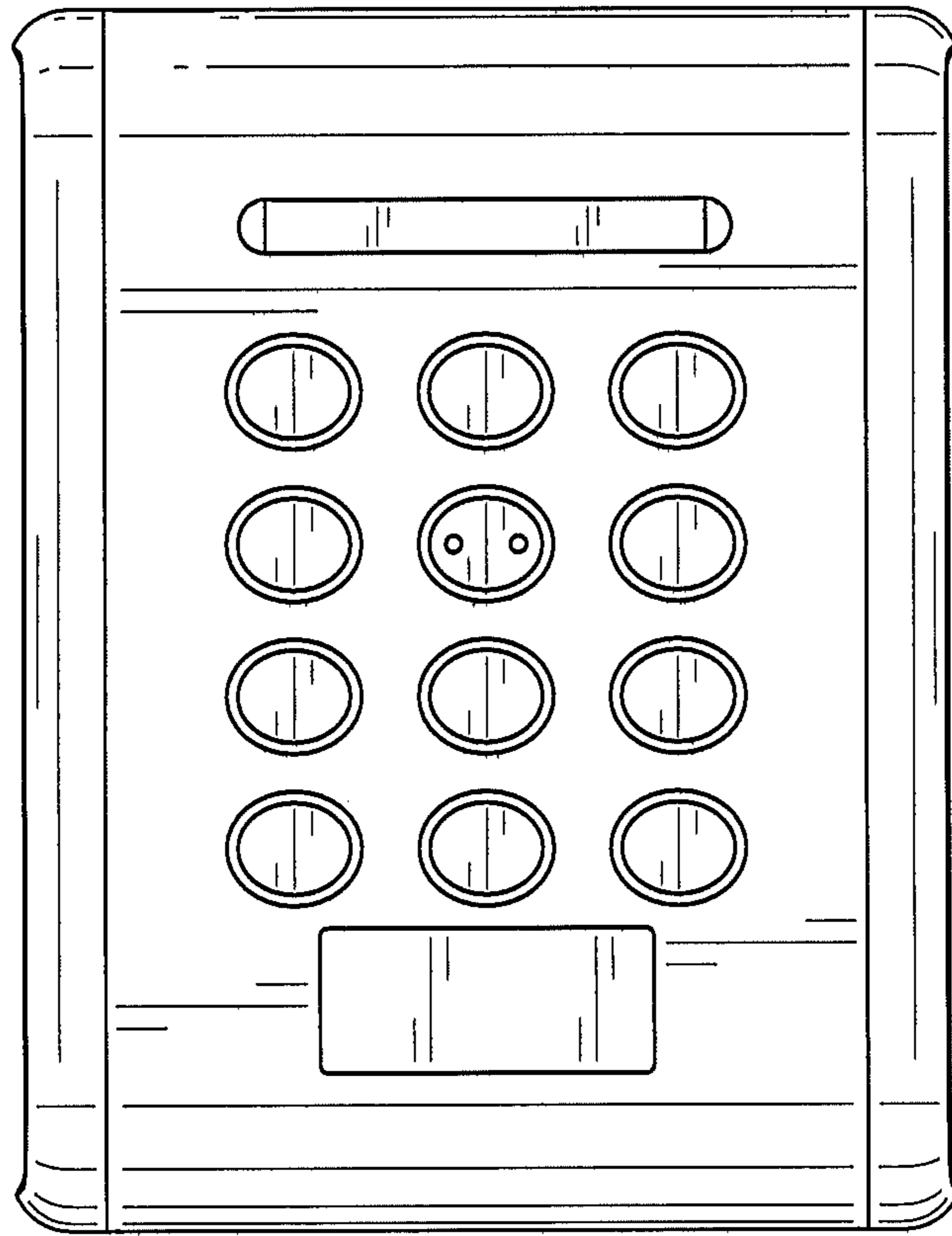


FIG. 2




FIG. 3

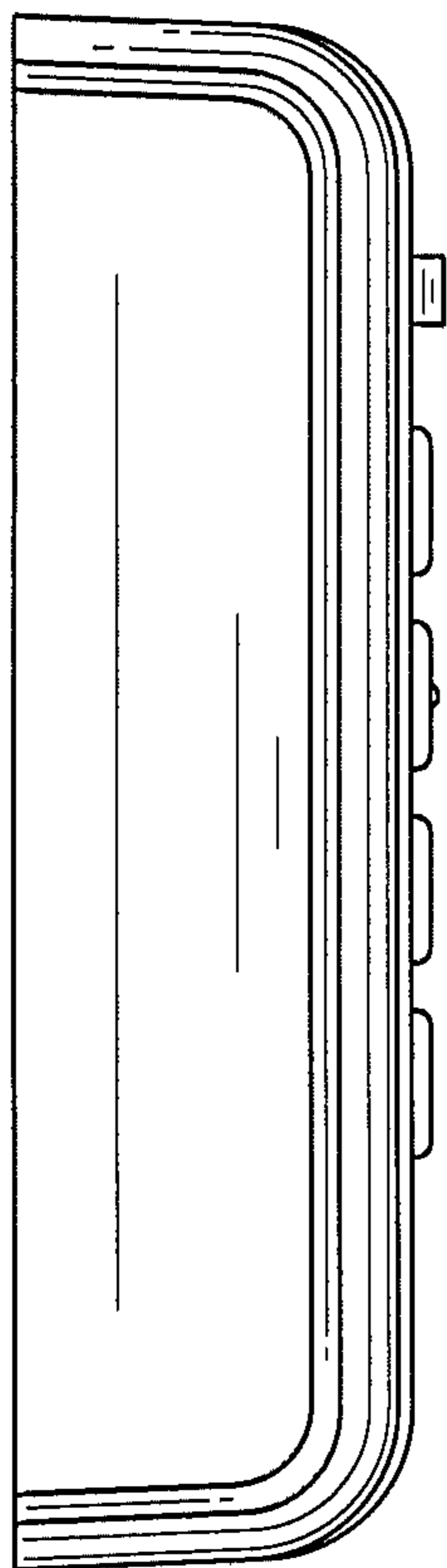


FIG. 4

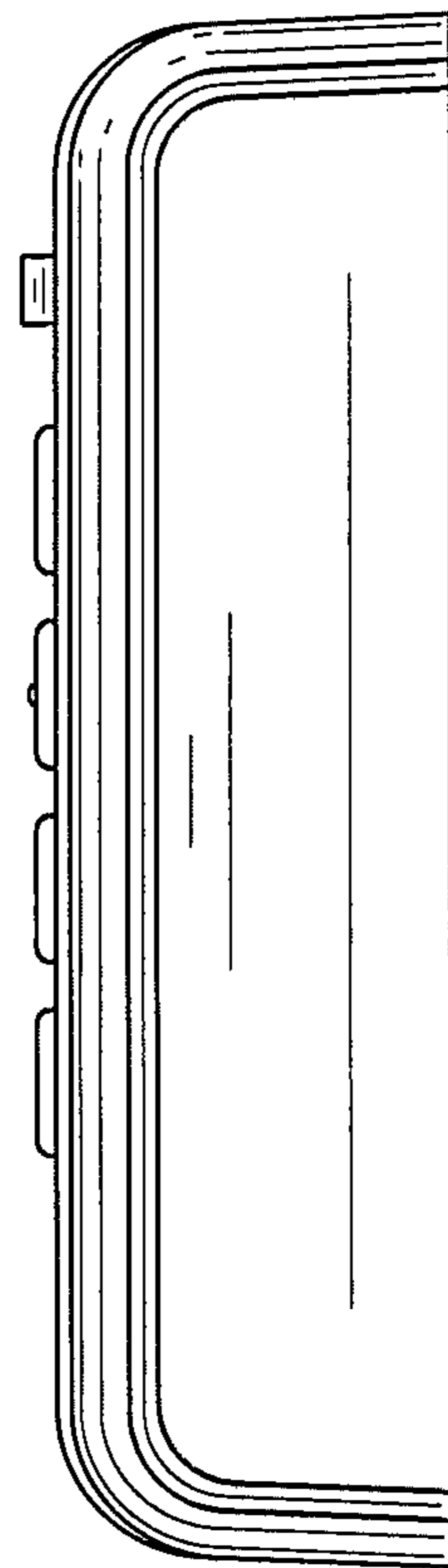


FIG. 5




FIG. 6

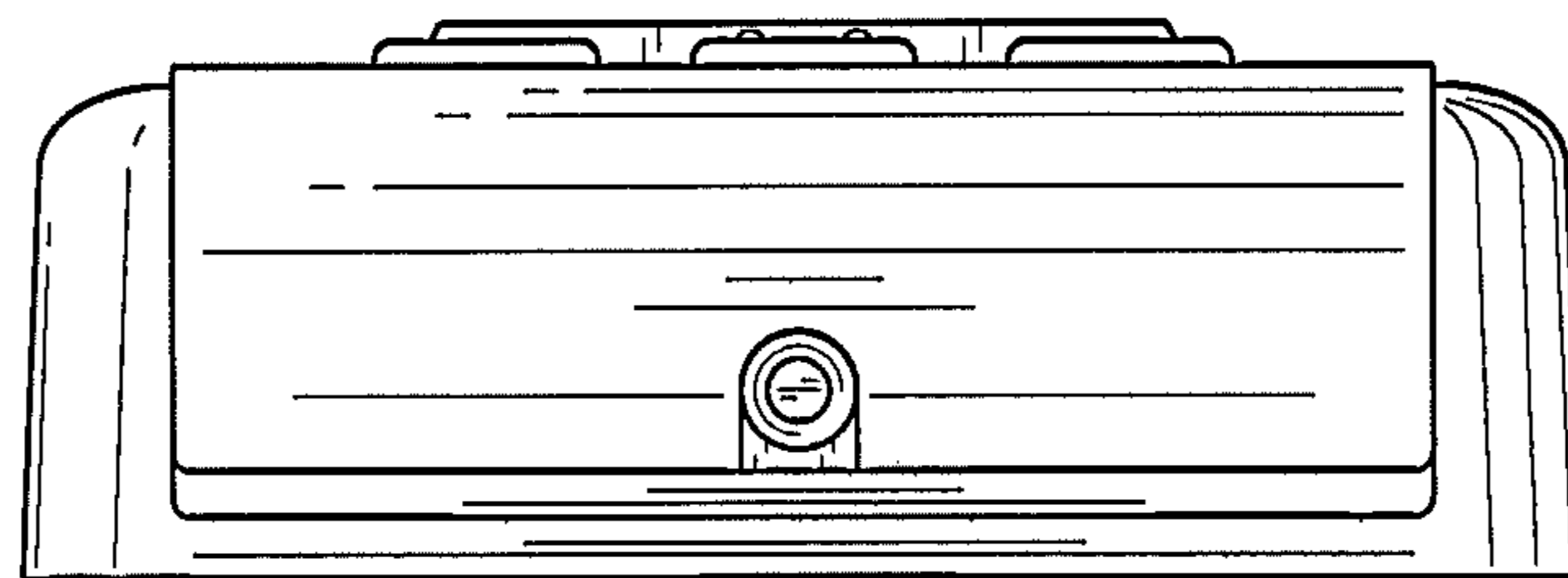


FIG. 7