



US00D699606S

(12) **United States Design Patent**
Gandhi et al.

(10) **Patent No.:** **US D699,606 S**
(45) **Date of Patent:** **** Feb. 18, 2014**

(54) **WIRELESS ELECTRONIC PROTOTYPING SYSTEM**

(71) Applicants: **Gaurav Gandhi**, New Delhi (IN);
Varun Aggarwal, New Delhi (IN)

(72) Inventors: **Gaurav Gandhi**, New Delhi (IN);
Varun Aggarwal, New Delhi (IN)

(73) Assignee: **Gaurav Gandhi**, New Delhi (IN)

(**) Term: **14 Years**

(21) Appl. No.: **29/432,738**

(22) Filed: **Sep. 20, 2012**

(51) **LOC (10) Cl.** **10-04**

(52) **U.S. Cl.**
USPC **D10/75**

(58) **Field of Classification Search**
USPC D10/75, 78; 324/756.01–756.05,
324/763.01–763.02, 517–537, 538–544,
324/555, 556, 156, 713–718, 66; 340/459,
340/635; 714/37, 40, 46, 724, 725, 734,
714/E11.163; 702/118
See application file for complete search history.

(56) **References Cited**

U.S. PATENT DOCUMENTS

4,168,527	A *	9/1979	Winkler	702/118
4,489,414	A *	12/1984	Titherley	714/723
D299,439	S *	1/1989	Farquhar et al.	D10/75
D374,699	S *	10/1996	Futo	D10/78
5,684,408	A *	11/1997	King	324/718
D412,294	S *	7/1999	Kaise et al.	D10/78

6,326,797	B2 *	12/2001	Caggiano et al.	324/719
6,724,207	B1 *	4/2004	Chen	324/756.03
D518,393	S *	4/2006	Nesenoff	D10/75
7,859,420	B2 *	12/2010	Hamilton et al.	340/635

* cited by examiner

Primary Examiner — Antoine D Davis

(57) **CLAIM**

The ornamental design for a wireless electronic prototyping system, as shown and described.

DESCRIPTION

FIG. 1 is a front elevational view of the wireless electronic prototyping system showing a wireless breadboard.
 FIG. 2 is a rear elevational view of the wireless electronic prototyping system showing an outer casing.
 FIG. 3 is a left side elevational view of the wireless electronic prototyping system.
 FIG. 4 is a right side elevational view of the wireless electronic prototyping system.
 FIG. 5 is a top plan view of the wireless electronic prototyping system; and,
 FIG. 6 is a bottom plan view of the wireless electronic prototyping system.
 The novel design of the wireless electronic prototyping system as described herein allows wireless testing of different electronic circuitry, and is advantageously provided as portable kit that can be accessed via a cloud based application using a mobile communication device or any other communication device.

1 Claim, 6 Drawing Sheets






FIG. 1




FIG. 2




FIG. 3

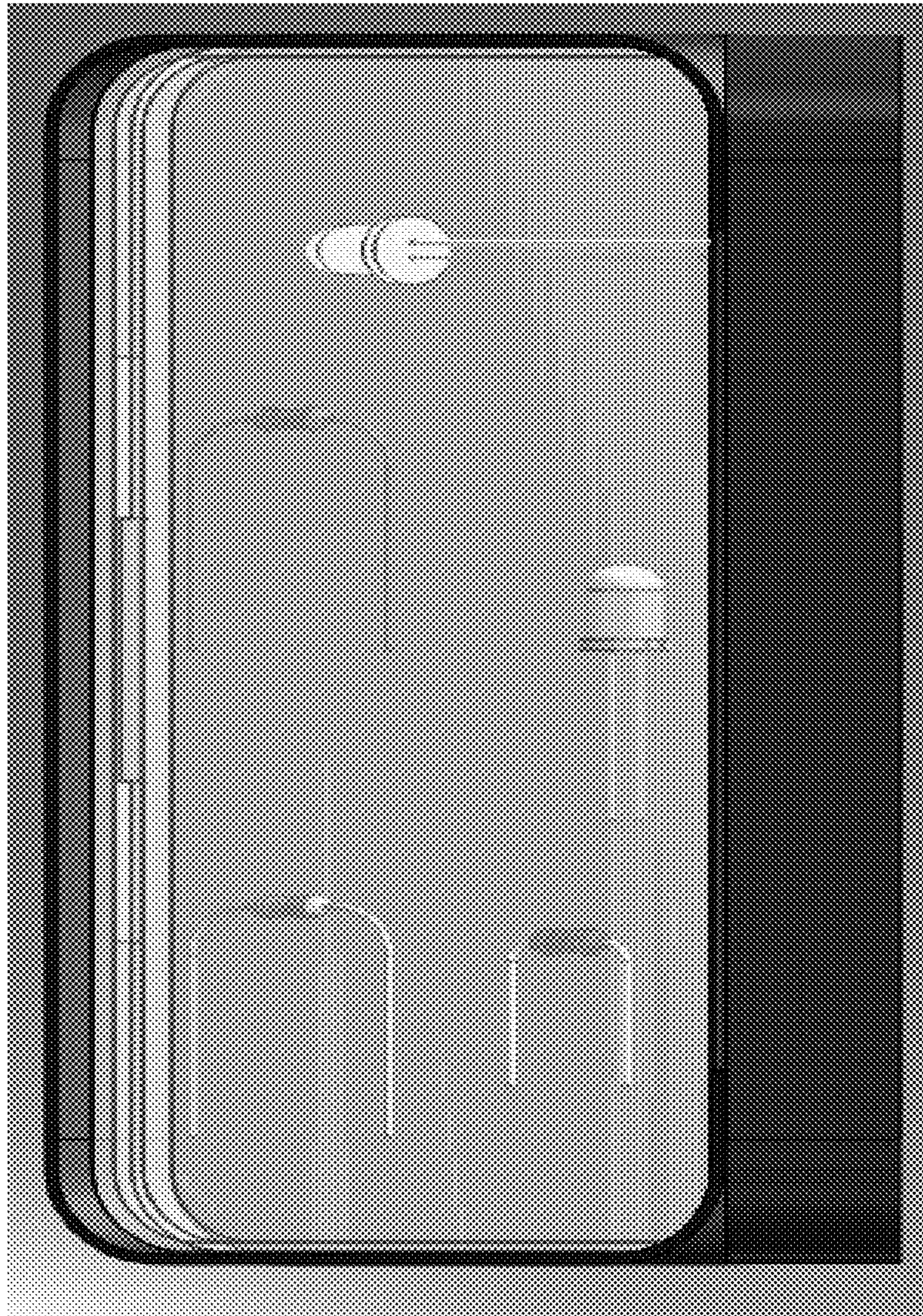


FIG. 4




FIG. 5




FIG. 6