



US00D699598S

(12) **United States Design Patent**
Bould et al.

(10) **Patent No.:** **US D699,598 S**

(45) **Date of Patent:** **** Feb. 18, 2014**

(54) **BACKPLATE FOR HVAC CONTROL DEVICE**

(56)

References Cited

(71) Applicant: **Nest Labs, Inc.**, Palo Alto, CA (US)

U.S. PATENT DOCUMENTS

(72) Inventors: **Fred Bould**, Menlo Park, CA (US);
John B. Filson, Mountain View, CA
(US); **Eric B. Daniels**, Palo Alto, CA
(US); **David Sloo**, Menlo Park, CA (US)

D242,235 S *	11/1976	Redmann	D10/102
D347,584 S *	6/1994	Vogelpohl	D10/50
D503,630 S *	4/2005	Bertolotti	D10/50
D576,897 S *	9/2008	Quimby et al.	D10/85
D603,277 S *	11/2009	Clausen et al.	D10/50
7,654,103 B2 *	2/2010	Hsia	62/285
D666,933 S *	9/2012	Hoffman et al.	D10/102
D671,022 S *	11/2012	Hoffman et al.	D10/85
8,489,243 B2 *	7/2013	Fadell et al.	700/277

(73) Assignee: **Nest Labs, Inc.**, Palo Alto, CA (US)

(**) Term: **14 Years**

* cited by examiner

(21) Appl. No.: **29/433,412**

Primary Examiner — Antoine D Davis

(22) Filed: **Sep. 28, 2012**

(74) *Attorney, Agent, or Firm* — Kilpatrick Townsend & Stockton LLP

(51) **LOC (10) Cl.** **10-04**

(57) **CLAIM**

(52) **U.S. Cl.**

The ornamental design of a backplate for an HVAC control device, as shown and described.

USPC **D10/51**

(58) **Field of Classification Search**

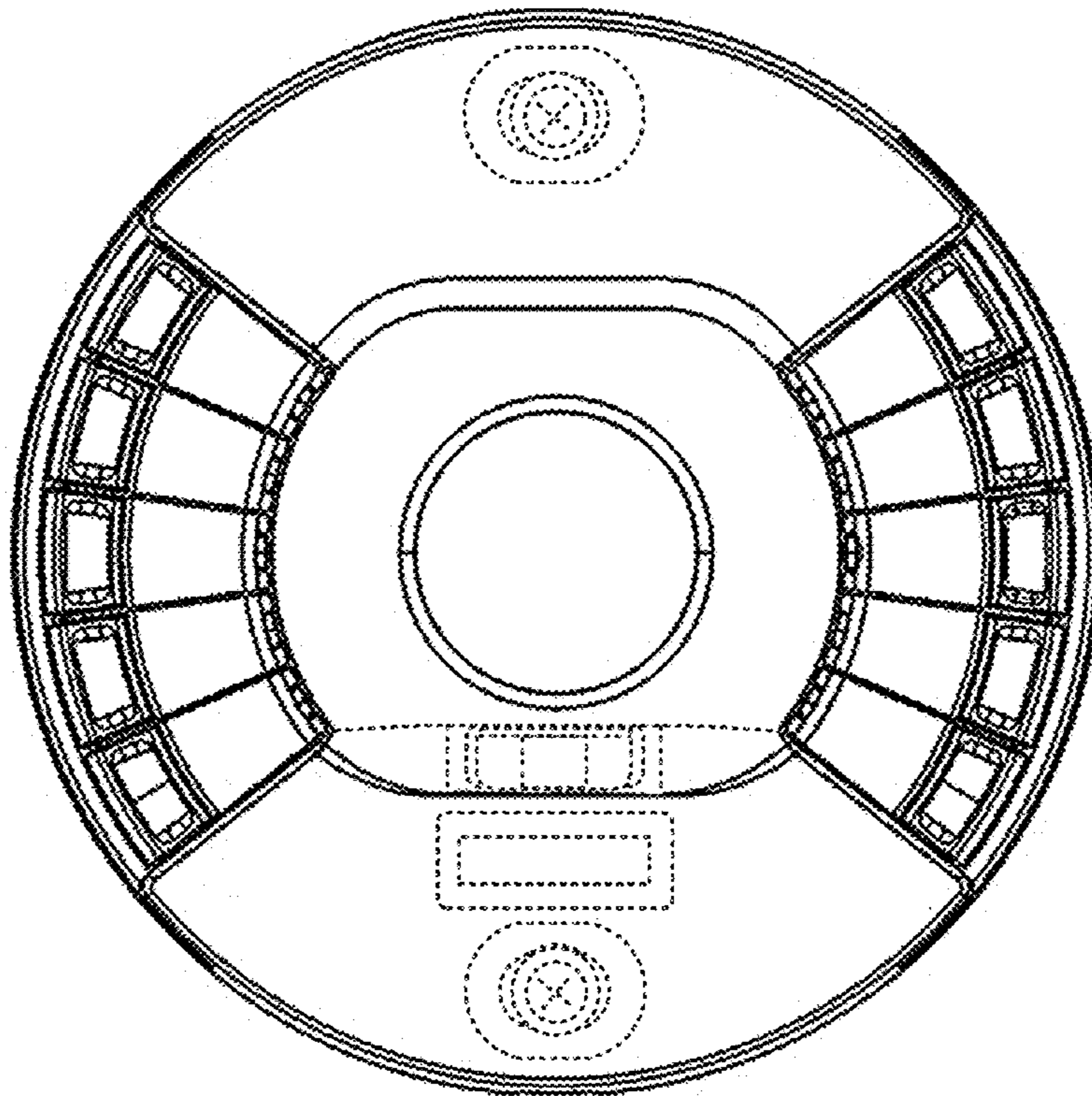
DESCRIPTION

USPC D10/49-50, 51, 102, 103, 106.5;
D13/162; 55/270, 274, 279, DIG. 7,
55/DIG. 34; 62/125-230; 236/46 R, 47, 94,
236/44 C, 44 R, 49.3, 44 A, 96, 91 R-101 E,
236/DIG. 13, DIG. 19; 337/112, 327, 360;
340/602, 627, 632, 634; 361/346;
364/141, 146, 147, 188, 420, 557;
454/229, 239, 256, 257, 258; 700/18,
700/159, 181

FIG. 1 is a front view of a backplate for an HVAC control device, showing our new design;
FIG. 2 is a bottom view thereof;
FIG. 3 is a right side view thereof, the left side view thereof being a mirror image of the right side view thereof; and,
FIG. 4 is a perspective view thereof.
The broken line showings in the preceding FIGURES form no part of the claimed design.

See application file for complete search history.

1 Claim, 2 Drawing Sheets



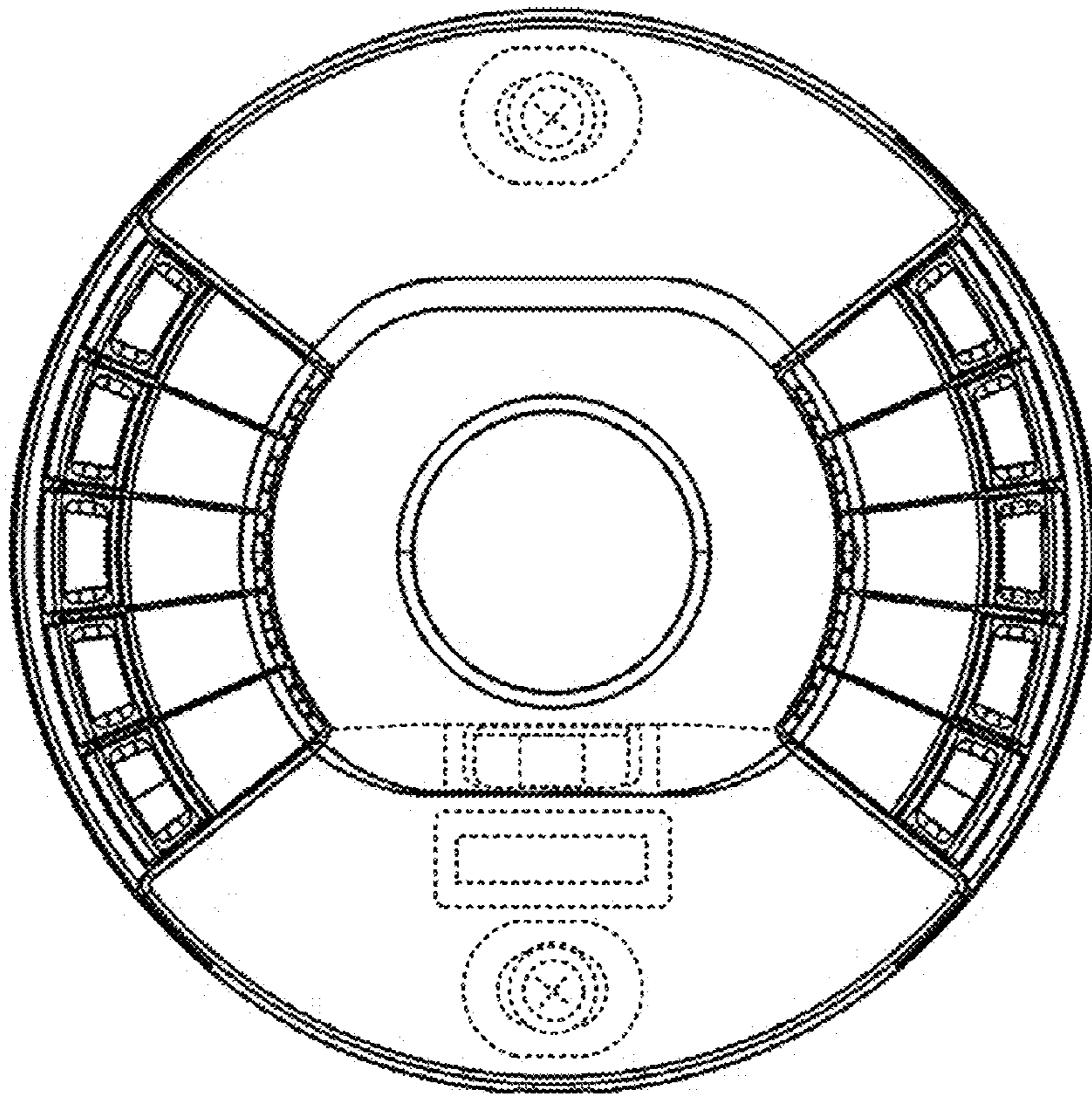


FIG. 1

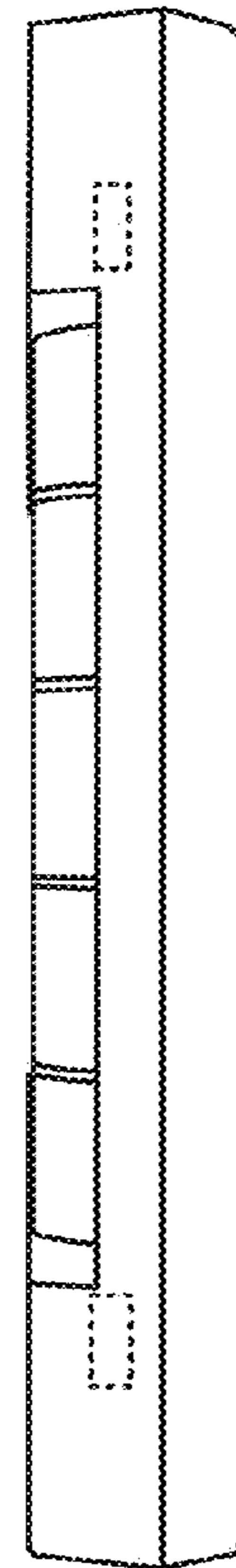


FIG. 3

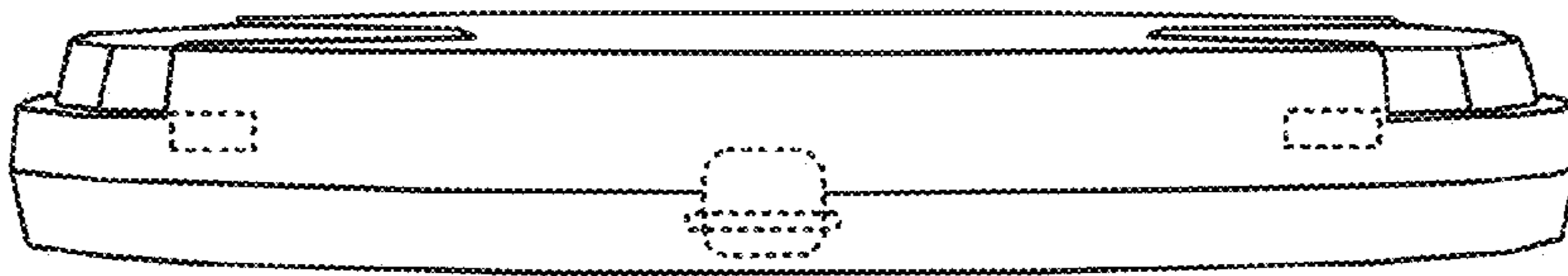


FIG. 2

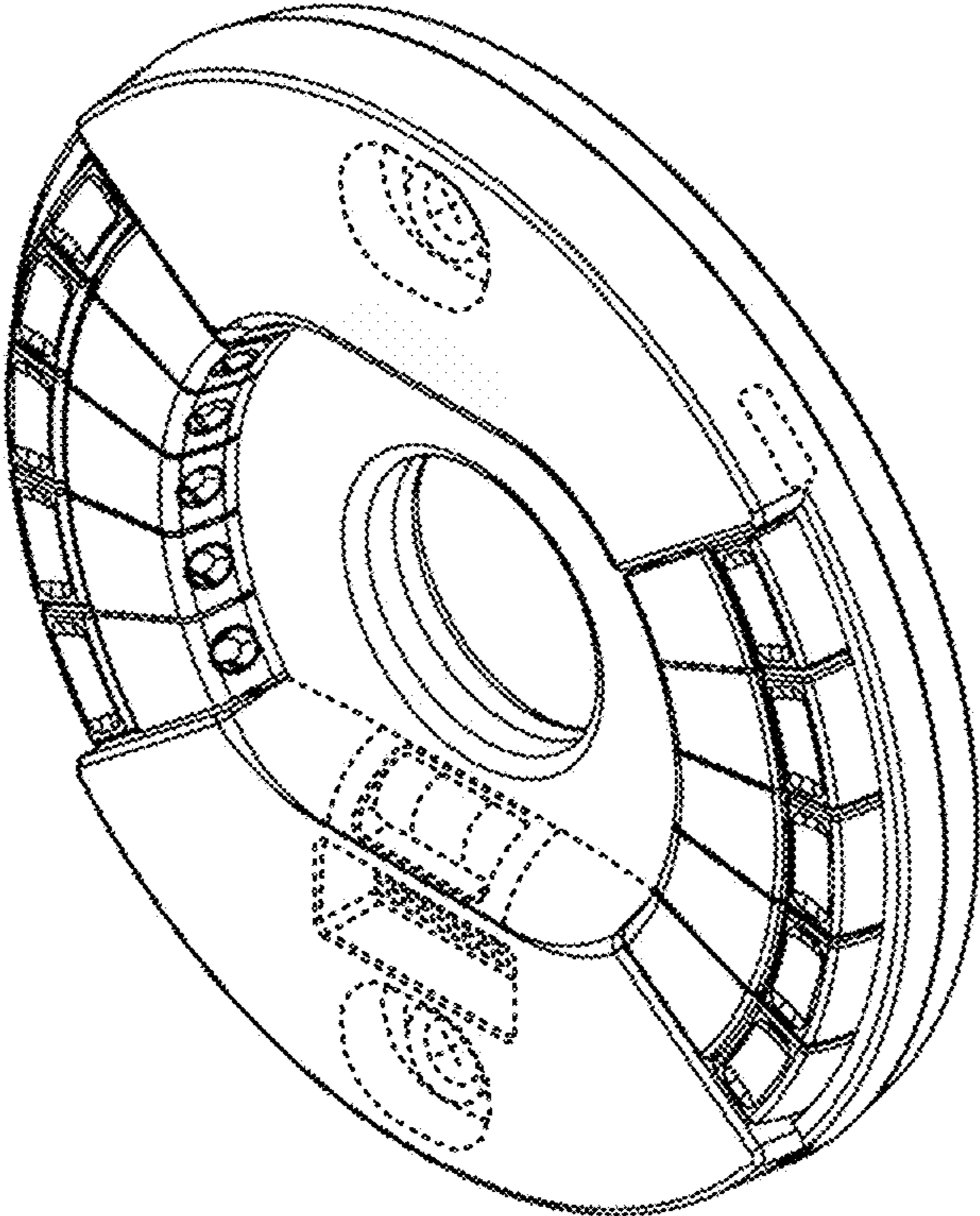


FIG. 4

UNITED STATES PATENT AND TRADEMARK OFFICE
CERTIFICATE OF CORRECTION

PATENT NO. : D699,598 S
APPLICATION NO. : 29/433412
DATED : February 18, 2014
INVENTOR(S) : Fred Bould et al.

Page 1 of 1

It is certified that error appears in the above-identified patent and that said Letters Patent is hereby corrected as shown below:

On the Title Page item (57), line 2, under Claim - Please omit “device, as” and replace with -- device or portion thereof, as --

Signed and Sealed this
First Day of July, 2014



Michelle K. Lee
Deputy Director of the United States Patent and Trademark Office