



US00D699590S

(12) **United States Design Patent**  
**Anastasiadis et al.**

(10) **Patent No.:** **US D699,590 S**  
(45) **Date of Patent:** **\*\* Feb. 18, 2014**

(54) **FLEXIBLE CONTAINER**

(71) Applicant: **Reckitt Benckiser LLC**, Parsippany, NJ (US)

(72) Inventors: **John Anastasiadis**, Tinton Falls, NJ (US); **David Adam Demar**, Tenafly, NJ (US); **Andrew Campbell**, Maplewood, NJ (US); **Thomas C. Van Dyk**, Ramsey, NJ (US); **Jeffrey Gibb**, Randolph, NJ (US); **Arti Shah**, Wayne, NJ (US); **Brian Edmund Young**, Dobbs Ferry, NY (US); **Lindsay Ann Mathisen-McDonald**, Parsippany, NJ (US); **Marjorie Van Derlaan**, Long Valley, NJ (US)

(73) Assignee: **Reckitt Benckiser LLC**, Parsippany, NJ (US)

(\*\*) Term: **14 Years**

(21) Appl. No.: **29/435,338**

(22) Filed: **Oct. 23, 2012**

**Related U.S. Application Data**

(63) Continuation of application No. 29/420,985, filed on May 15, 2012, now abandoned, which is a continuation-in-part of application No. 29/406,605, filed on Nov. 16, 2011, now abandoned.

(51) **LOC (10) Cl.** ..... **09-05**

(52) **U.S. Cl.**  
USPC ..... **D9/709**

(58) **Field of Classification Search**  
USPC ..... D9/702-714, 443, 447, 499, 516-517, D9/523-524, 526-528, 530, 719, 572; 222/92, 210, 212, 215; D23/211.1, D23/212; 220/200, 260, 288, 768, 901; 206/815; 215/200, 217-218, 382-385, 215/396, 371; D7/312, 321; 383/61.1, 383/80-81, 104, 901; 428/35.2

See application file for complete search history.

(56) **References Cited**

U.S. PATENT DOCUMENTS

D465,726	S	*	11/2002	Tet	.....	D9/708
D469,018	S	*	1/2003	Allanson et al.	.....	D9/527
D510,871	S	*	10/2005	Nielson	.....	D9/527
D537,732	S	*	3/2007	Rosen	.....	D9/707
D551,568	S	*	9/2007	Berman	.....	D9/708

(Continued)

FOREIGN PATENT DOCUMENTS

CA	89355	4/2000
CA	106643	9/2005

(Continued)

*Primary Examiner* — Caron D Veynar

*Assistant Examiner* — Abraham Bahta

(74) *Attorney, Agent, or Firm* — Norris McLaughlin & Marcus PA

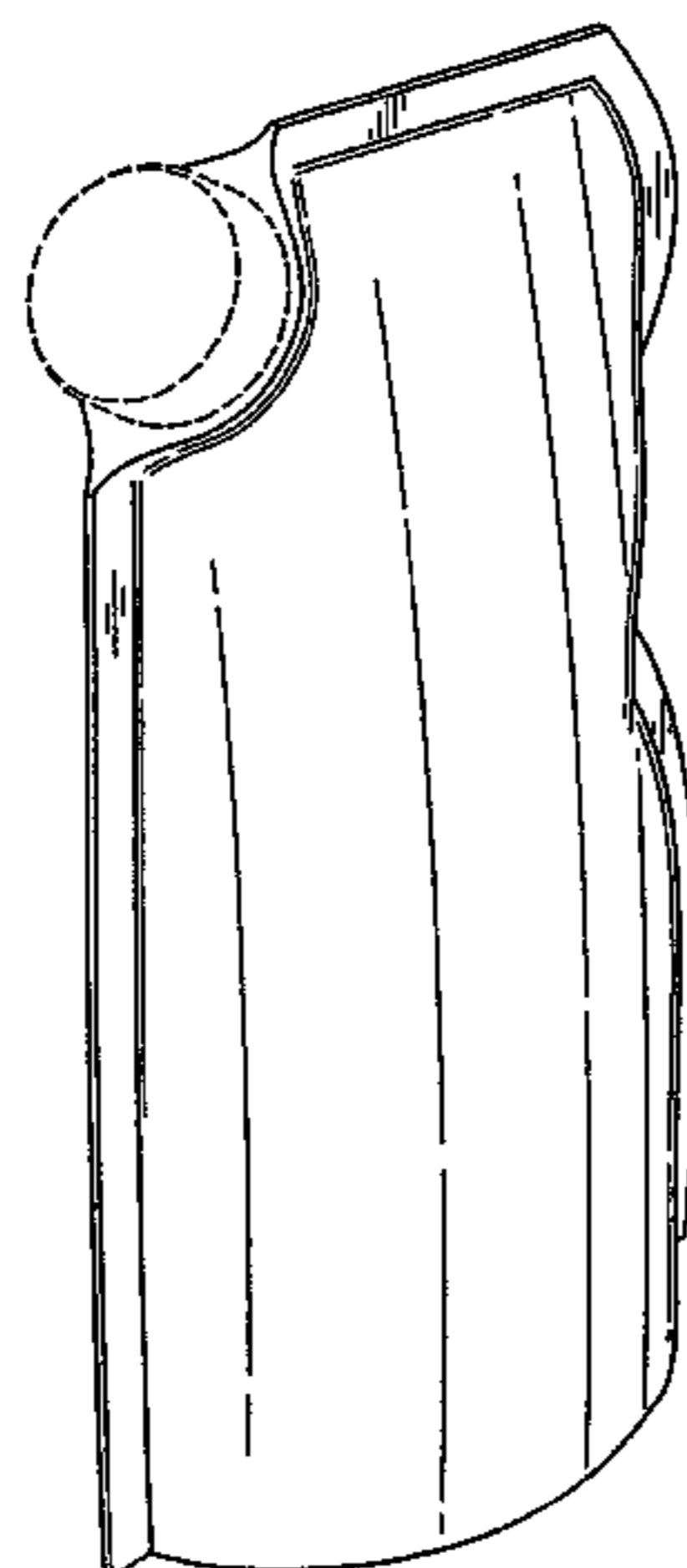
(57) **CLAIM**

The ornamental design for a flexible container, as shown and described.

**DESCRIPTION**

FIG. 1 is a front and side perspective view of our flexible container;  
FIG. 2 is a front elevational view thereof;  
FIG. 3 is a rear elevational view thereof;  
FIG. 4 is a left side elevational view thereof, the right side being a mirror image thereof;  
FIG. 5 is a top plan view thereof; and,  
FIG. 6 is a bottom plan view thereof.  
The features shown broken lines in the drawings are for the purpose of illustrating environmental structure, and form no part of the claimed design.

**1 Claim, 4 Drawing Sheets**



(56)

**References Cited**

U.S. PATENT DOCUMENTS

D597,856 S \* 8/2009 Sherrill et al. .... D9/708  
 D639,185 S \* 6/2011 Hung ..... D9/709  
 D645,762 S \* 9/2011 Hong et al. .... D9/710  
 D654,372 S \* 2/2012 Hung ..... D9/710

FOREIGN PATENT DOCUMENTS

CA 134413 5/2010  
 DE 40104892-0005 12/2001  
 EM 000955554-0001 11/2008  
 EM 001057665-0001 2/2009  
 EM 001138432-0002 6/2009  
 GB 2088154 5/1999  
 GB 3008526 8/2003  
 GB 4019717 5/2011  
 JP D1287626 12/2006  
 JP D1288711 12/2006

JP D1292068 1/2007  
 JP D1292541 1/2007  
 JP D1301347 5/2007  
 JP D1304715 6/2007  
 JP D1305867 6/2007  
 JP D1306034 7/2007  
 JP D1345810 12/2008  
 JP D1345812 12/2008  
 JP D1357742 4/2009  
 JP D1376095 12/2009  
 JP D1389848 6/2010  
 JP D1390293 6/2010  
 JP D1390875 6/2010  
 JP D1390880 6/2010  
 JP D1400881 11/2010  
 JP D1403152 12/2010  
 JP D1416693 6/2011  
 JP D1416736 6/2011  
 JP D1417470 6/2011

\* cited by examiner



Fig. 1

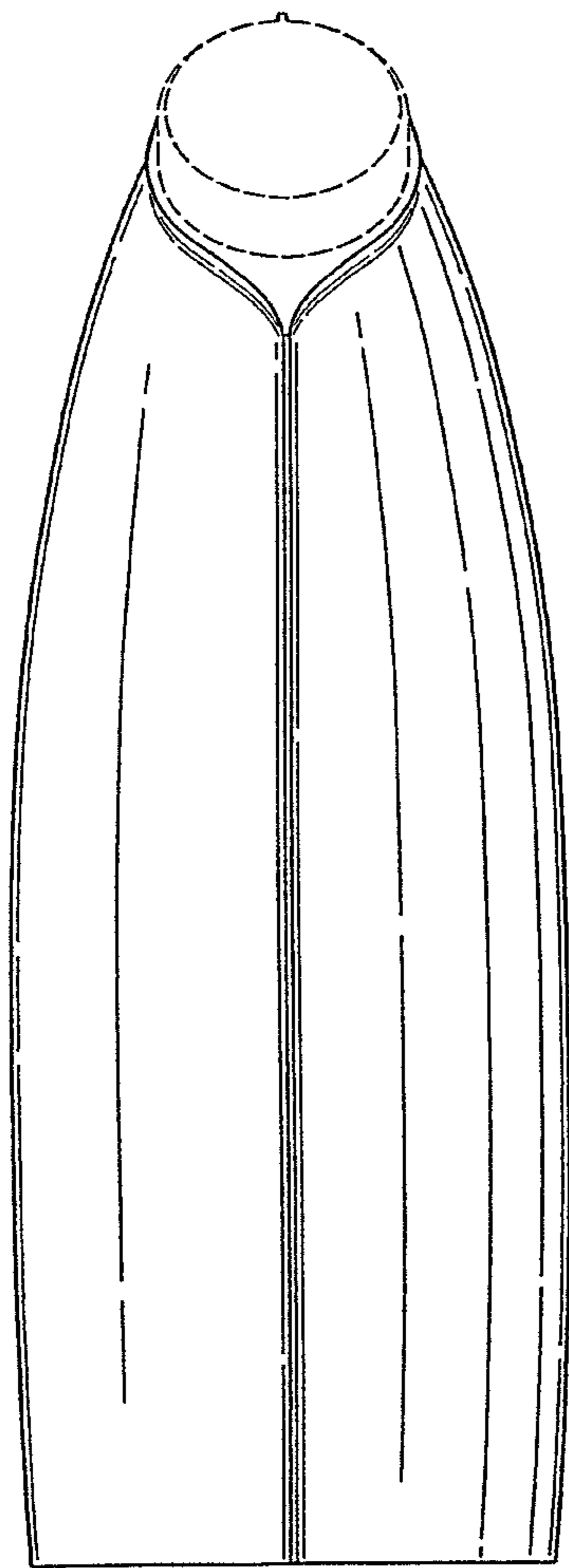


Fig. 2

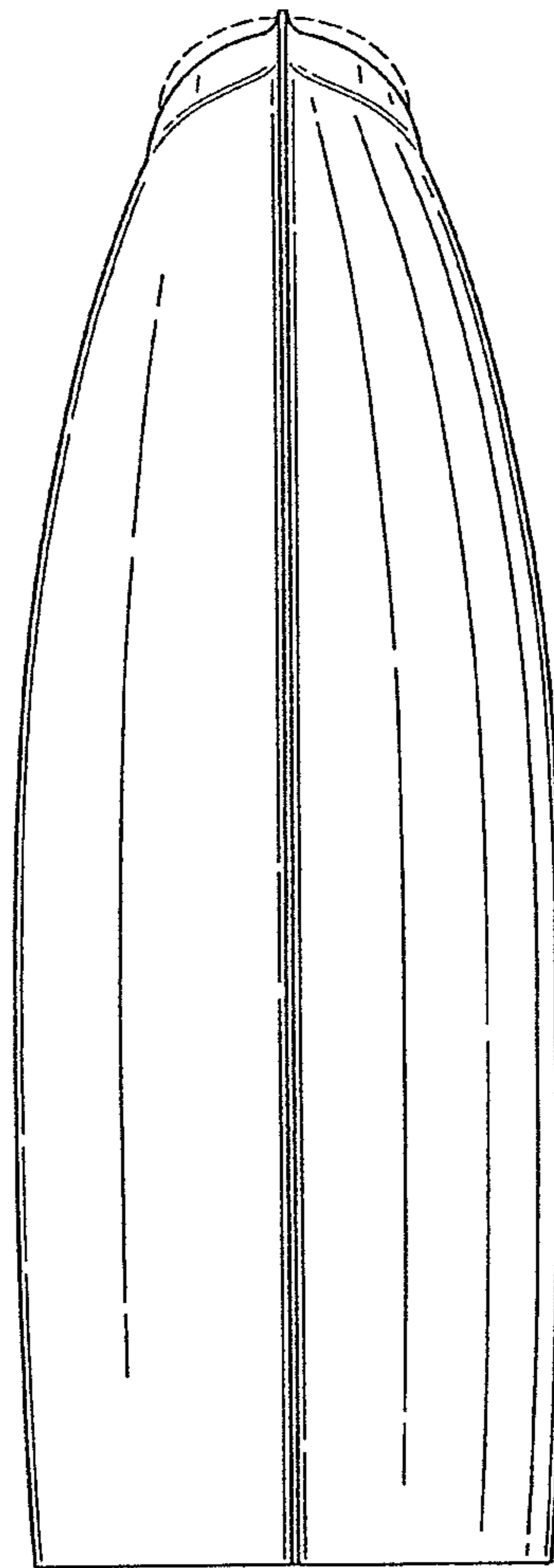


Fig. 3

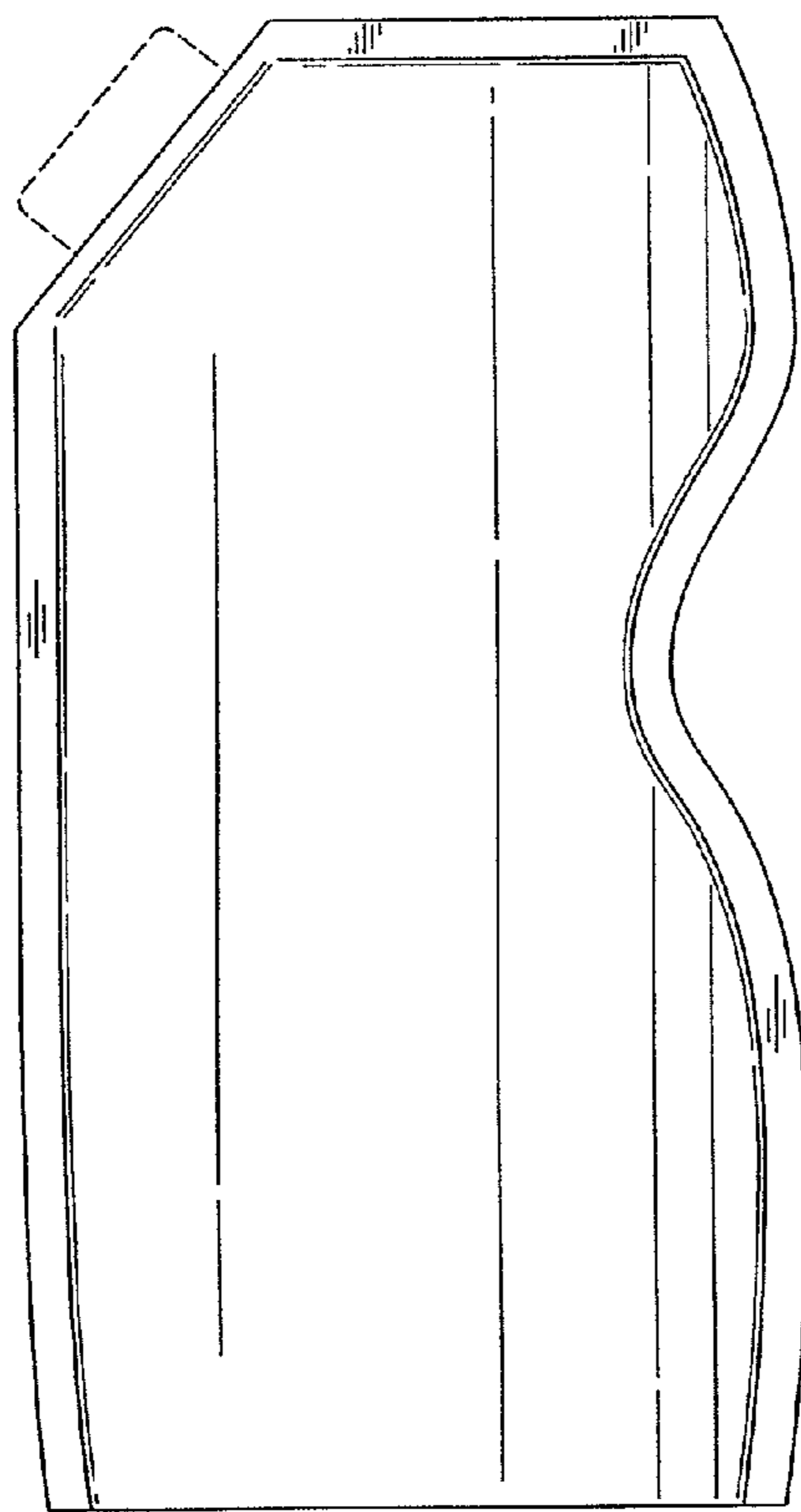


Fig. 4

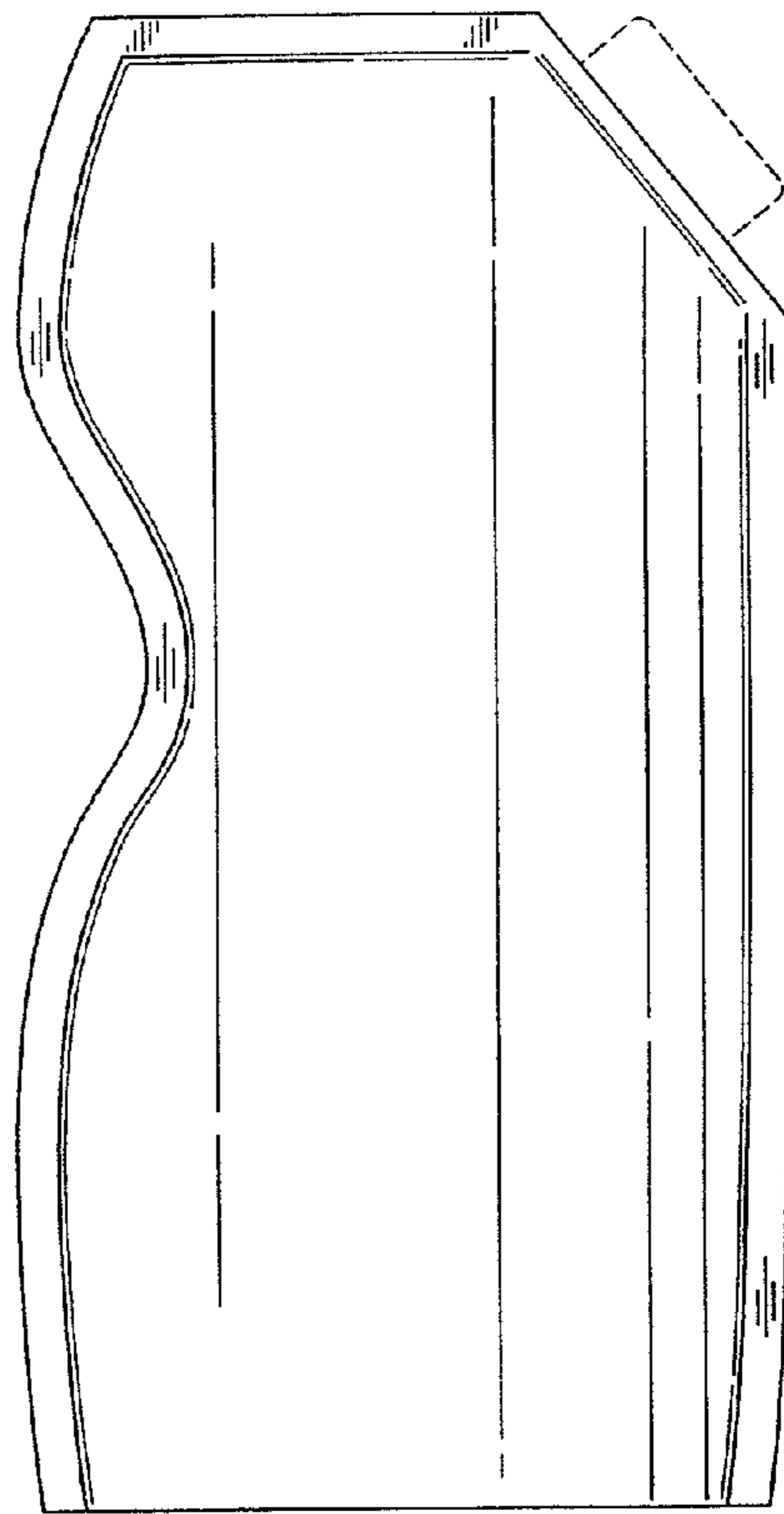


Fig. 5

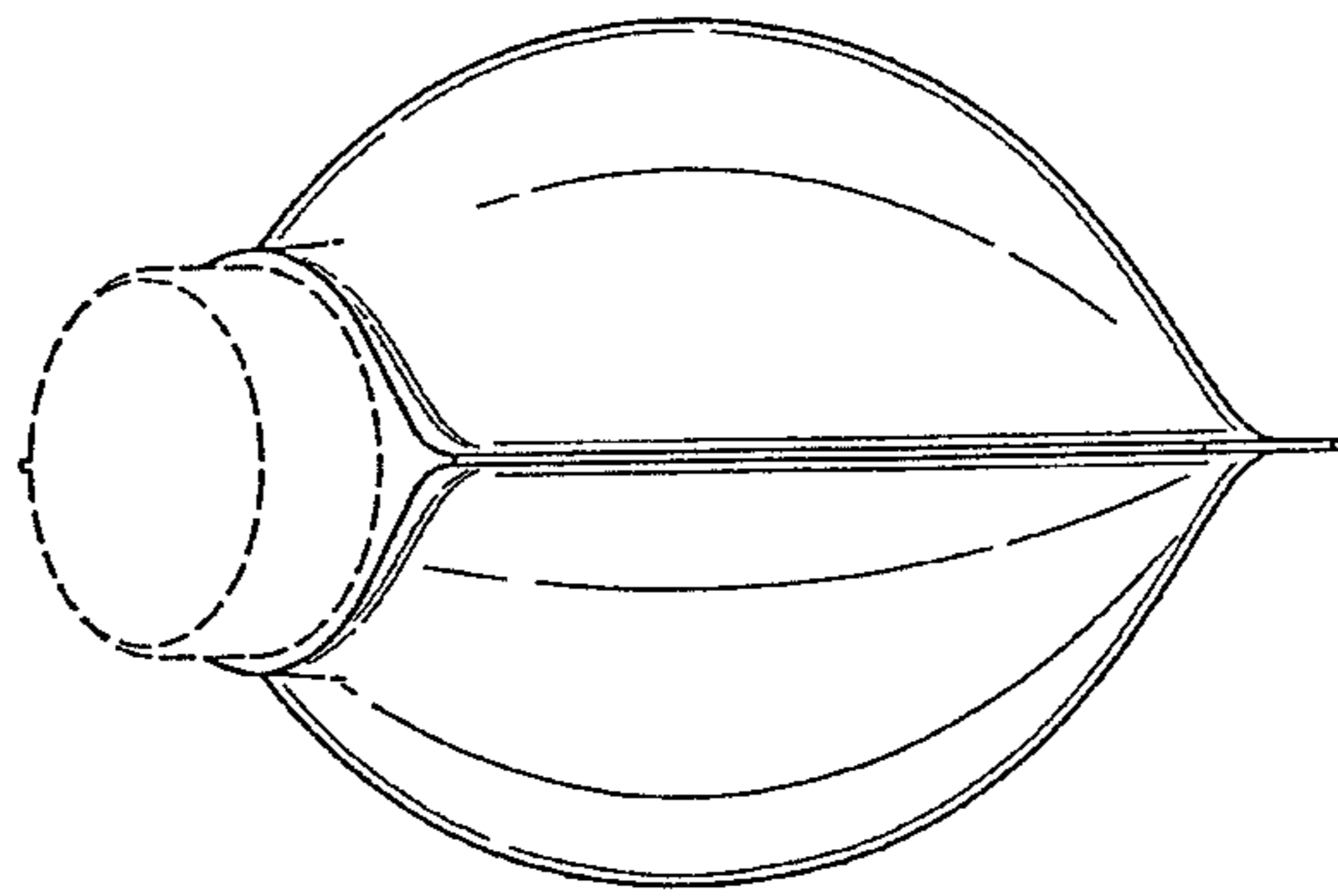


Fig. 6