

US00D699582S

(12) **United States Design Patent**
Baum et al.

(10) **Patent No.:** **US D699,582 S**

(45) **Date of Patent:** **** Feb. 18, 2014**

(54) **PRODUCT PACKAGE**

(71) Applicants: **Lawrence M. Baum**, Shaker Heights, OH (US); **Geoffrey S. Gardner**, Solon, OH (US)

(72) Inventors: **Lawrence M. Baum**, Shaker Heights, OH (US); **Geoffrey S. Gardner**, Solon, OH (US)

(**) Term: **14 Years**

(21) Appl. No.: **29/442,487**

(22) Filed: **Mar. 13, 2013**

(51) **LOC (10) Cl.** **09-01**

(52) **U.S. Cl.**

USPC **D9/624**; D9/415

(58) **Field of Classification Search**

USPC D3/270-271.3; D9/600, 614, 624, 631, D9/414-415, 433, 457; 206/457, 527; 215/400; 220/890; 229/116.1-116.2

See application file for complete search history.

(56) **References Cited**

U.S. PATENT DOCUMENTS

D163,303 S *	5/1951	Mazza	D9/624
D240,901 S *	8/1976	Unger	D9/624
D249,122 S *	8/1978	Bjornsson	D9/415
D255,214 S *	6/1980	Creighton, Jr.	D9/624
D297,617 S *	9/1988	Silverman	D9/624
D391,157 S *	2/1998	Snitzer et al.	D9/415

D450,575 S *	11/2001	Porter	D9/624
D499,013 S *	11/2004	Kessler	D9/415
D551,551 S *	9/2007	Woolery	D9/415
D561,607 S *	2/2008	Caudill et al.	D9/415
D609,561 S *	2/2010	Baker et al.	D9/415
D666,106 S *	8/2012	Zuniga	D9/624

OTHER PUBLICATIONS

2-Page Depiction Showing Front & Rear of Product Package © 2010 of H.B. Tune, LLC First Used Sep. 23, 2010.

* cited by examiner

Primary Examiner — Sandra Morris

(74) *Attorney, Agent, or Firm* — David A. Burge

(57) **CLAIM**

The ornamental design for a product package, as shown.

DESCRIPTION

FIG. 1 is a perspective view showing front, right side and bottom features of our new design;

FIG. 2 is a perspective view showing rear, left and bottom features thereof;

FIG. 3 is a front elevational view thereof;

FIG. 4 is a rear elevational view thereof;

FIG. 5 is a left side view thereof;

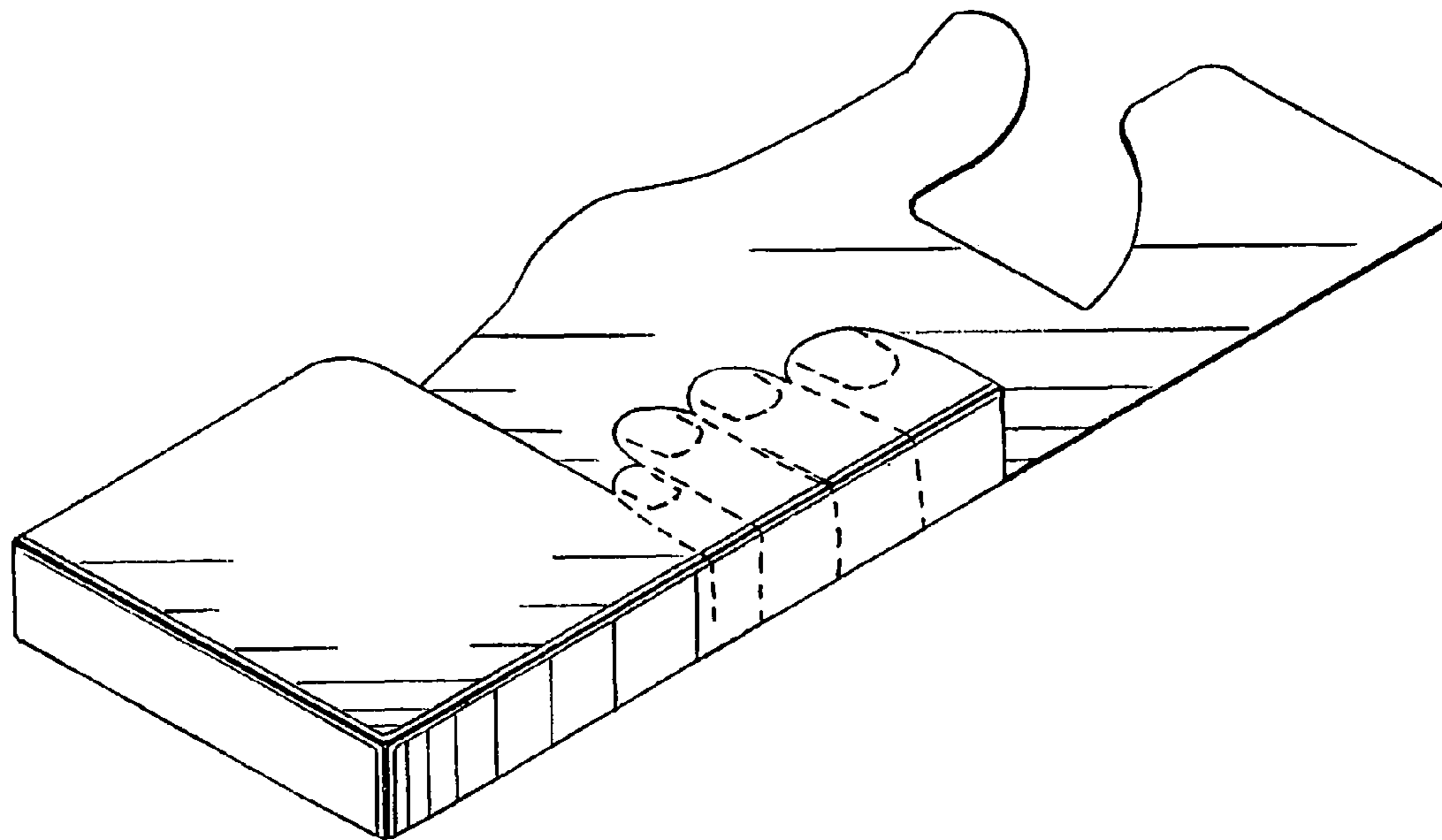
FIG. 6 is a right side thereof;

FIG. 7 is a top view thereof; and,

FIG. 8 is a bottom view thereof.

Broken lines depict possible environmental features but form no part of the claimed design.

1 Claim, 3 Drawing Sheets



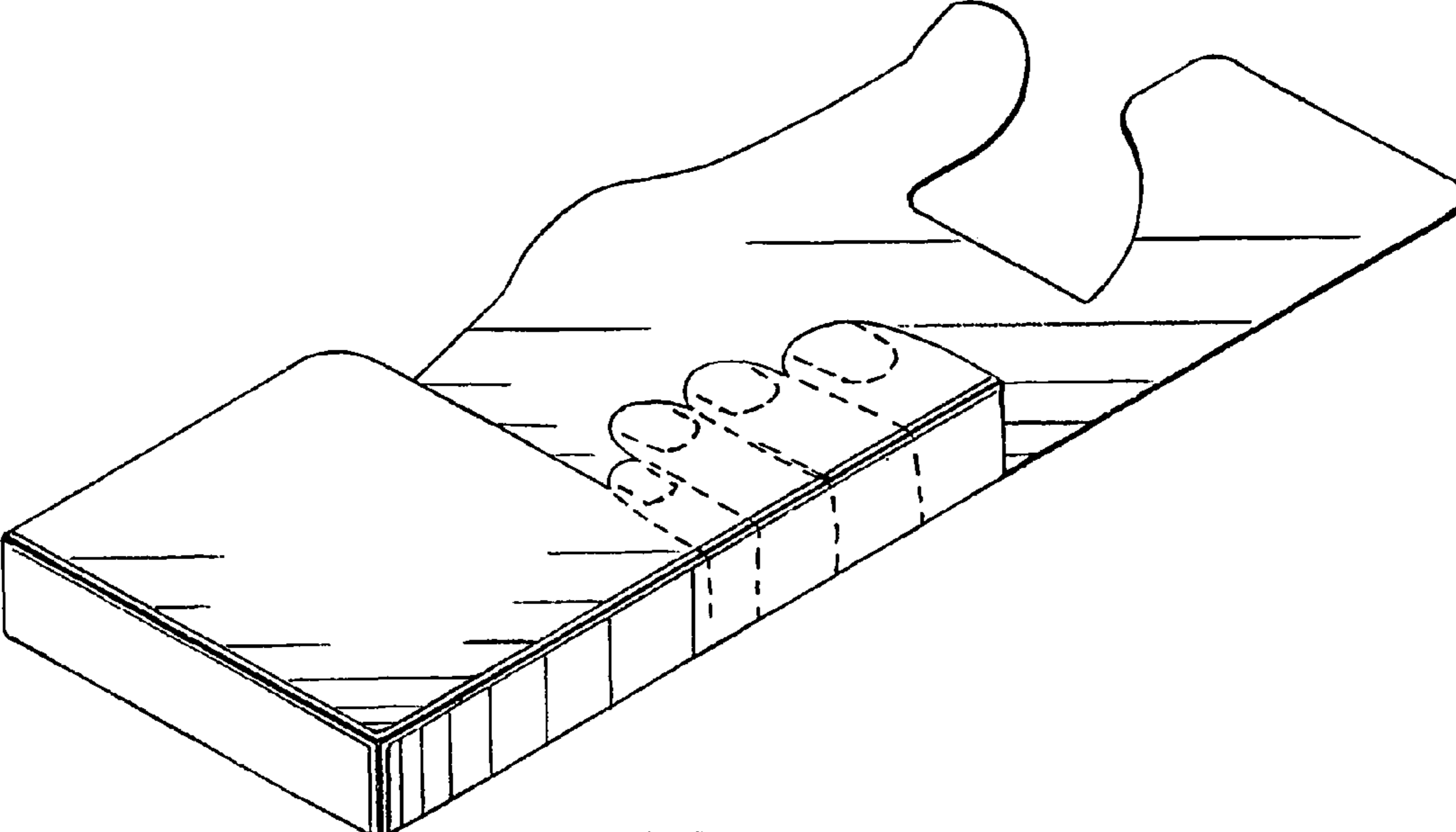


FIG. 1

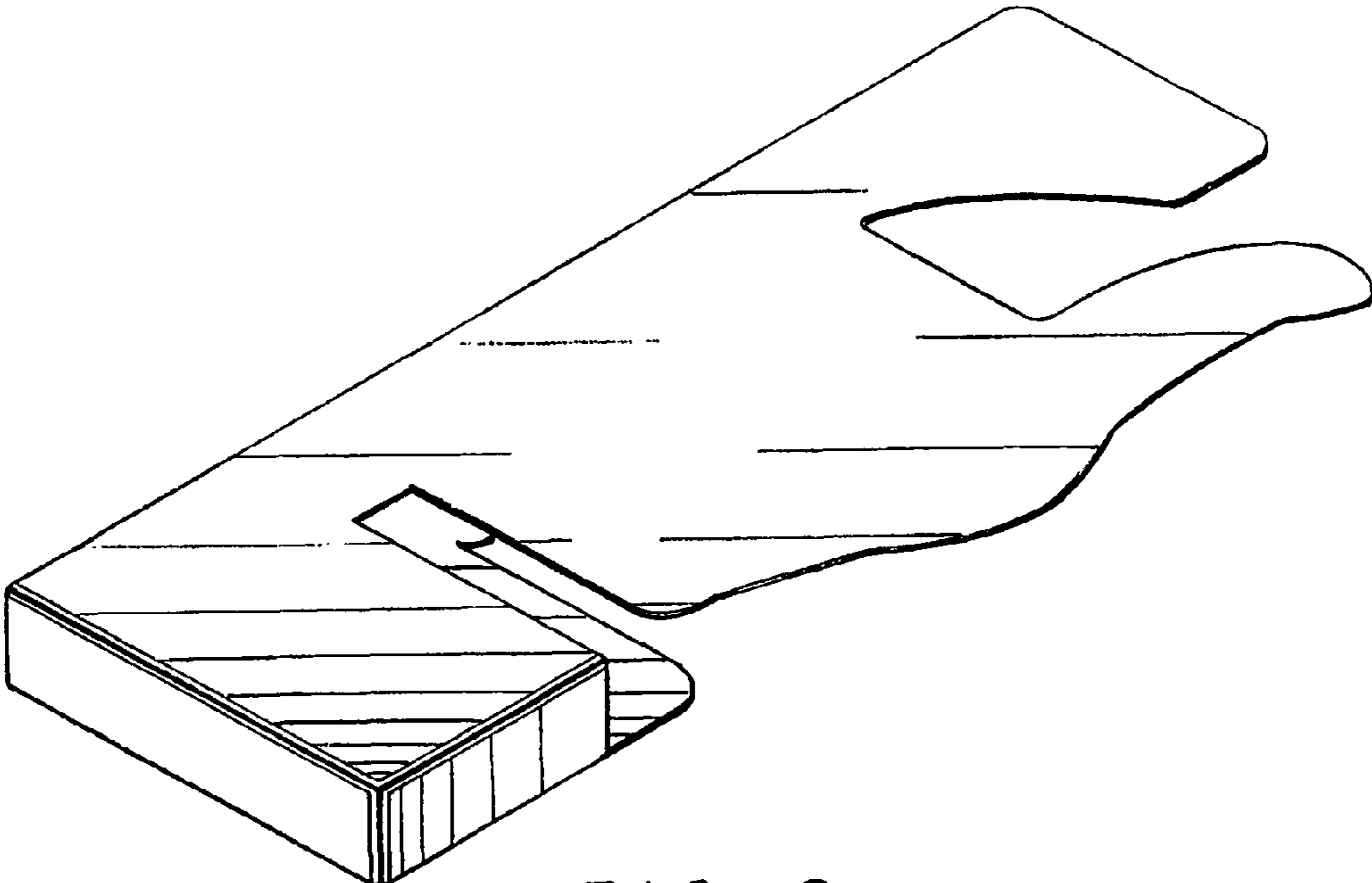


FIG. 2

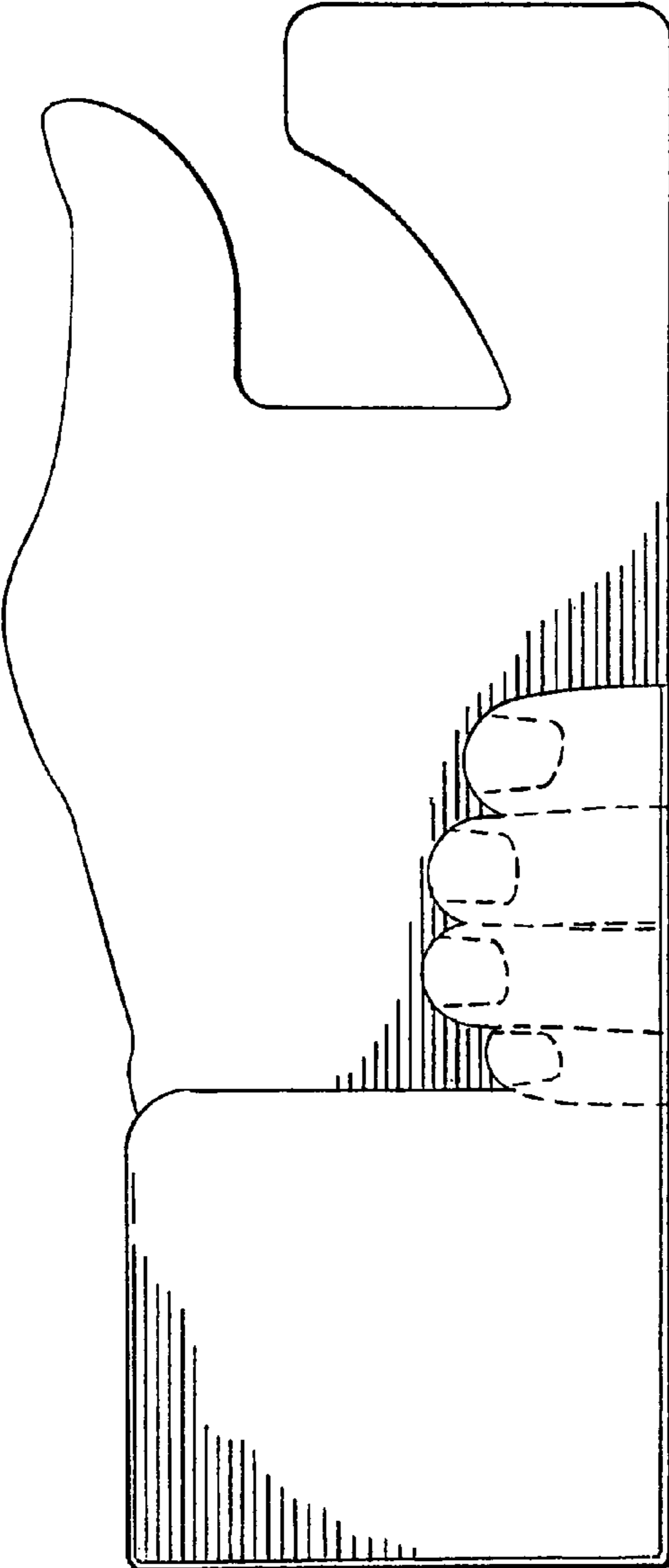


FIG. 3

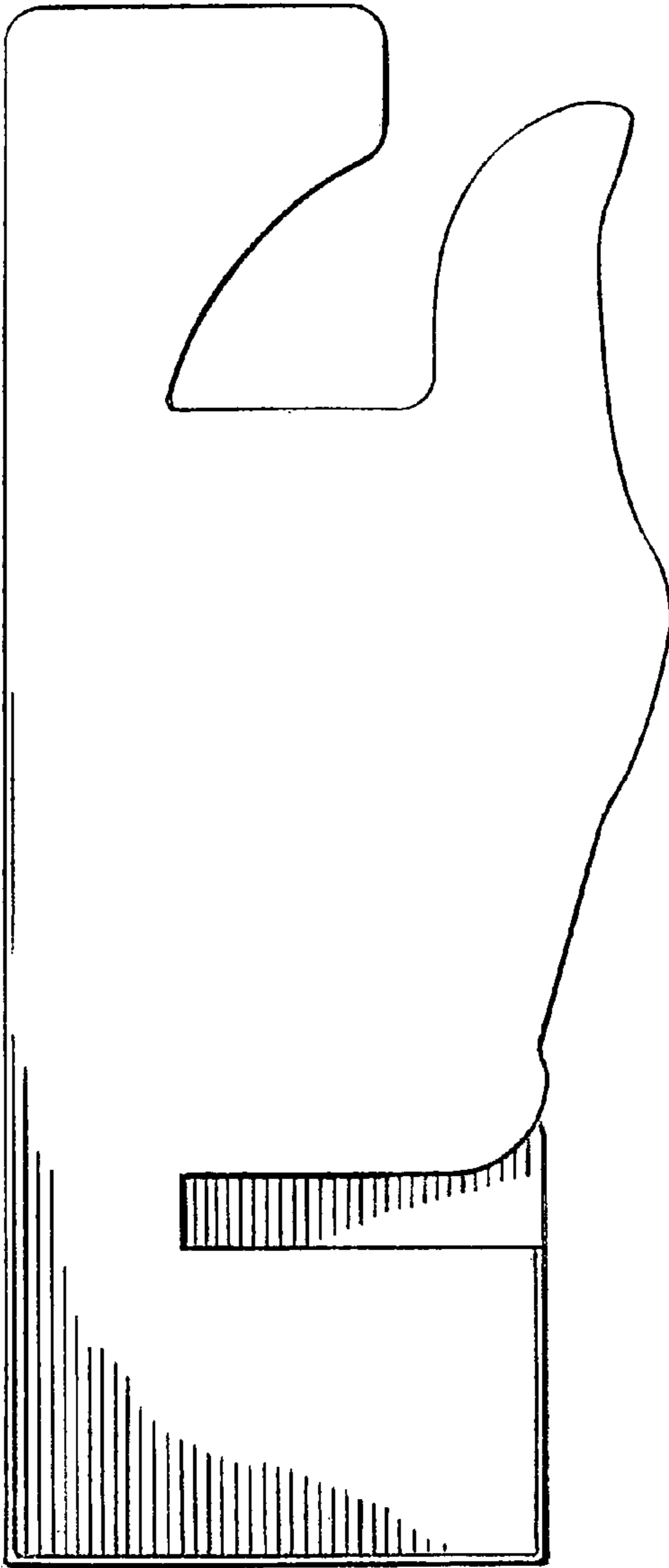


FIG. 4



FIG. 5

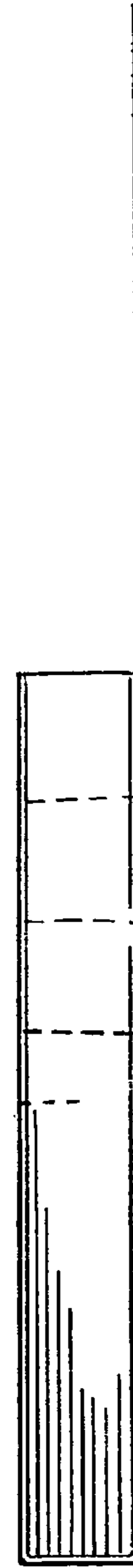


FIG. 6



FIG. 7

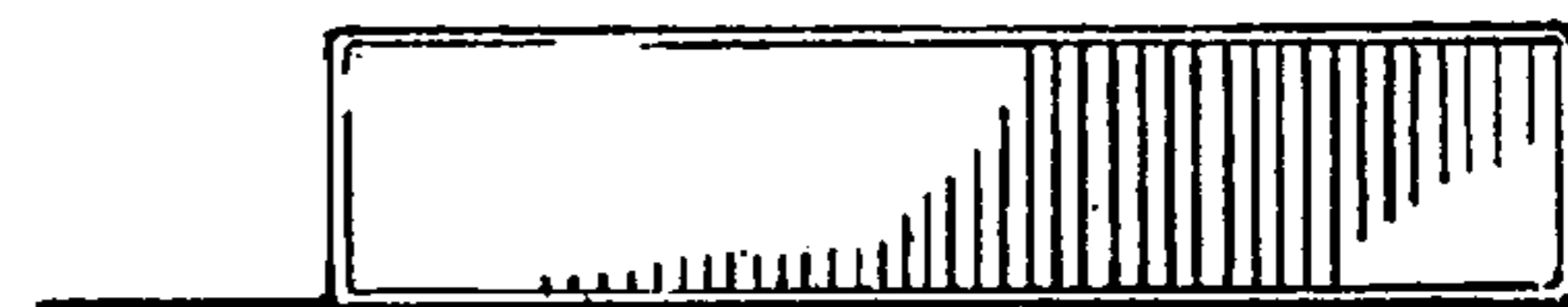


FIG. 8