



US00D699573S

(12) **United States Design Patent**
Cox et al.

(10) **Patent No.:** **US D699,573 S**
(45) **Date of Patent:** **** Feb. 18, 2014**

(54) **BOTTLE**

(71) Applicant: **Abbott Laboratories**, Abbott Park, IL (US)

(72) Inventors: **Christopher A. Cox**, Westerville, OH (US); **James P. Perry**, Westerville, OH (US); **Michael Anthony Lorenz**, Gahanna, OH (US)

(73) Assignee: **Abbott Laboratories**, Abbott Park, IL (US)

(**) Term: **14 Years**

(21) Appl. No.: **29/437,674**

(22) Filed: **Nov. 20, 2012**

(51) **LOC (10) Cl.** **09-01**

(52) **U.S. Cl.**
USPC **D9/500; D9/539**

(58) **Field of Classification Search**
USPC D9/500, 502-505, 516, 530, 537-539, D9/549, 557-558, 682, 686, 688-691, 763, D9/772-780; D24/197; 215/11.1, 43, 379, 215/382, 660, 669-673, 675
See application file for complete search history.

(56) **References Cited**

U.S. PATENT DOCUMENTS

D128,365 S *	7/1941	Daum	D9/500
D225,725 S	1/1973	Pettengill	
D228,229 S *	8/1973	Mascia	D9/776
D375,655 S *	11/1996	King	D7/511
6,044,992 A	4/2000	Ma	
D428,814 S	8/2000	Silvers et al.	
D438,116 S	2/2001	Nosella	
D466,813 S	12/2002	Thierjung et al.	

D467,179 S	12/2002	Nelson et al.	
D489,268 S	5/2004	Wang	
D518,726 S	4/2006	Baker	
D526,565 S	8/2006	Griffin et al.	
D531,903 S	11/2006	Haubein	
D548,088 S	8/2007	Ungrady	
D575,161 S	8/2008	Lepoitevin	
D580,763 S	11/2008	Perez	
D583,240 S *	12/2008	Bourne	D9/500
D592,518 S *	5/2009	Faulon	D9/539
D596,504 S *	7/2009	Diss	D9/776
D605,517 S	12/2009	Caldwell	
D608,642 S	1/2010	Black	
D609,094 S *	2/2010	Kim	D9/503

(Continued)

Primary Examiner — Ian Simmons

Assistant Examiner — Dana L Meyrow

(74) *Attorney, Agent, or Firm* — Calfee, Halter & Griswold LLP

(57) **CLAIM**

We claim the ornamental design for a bottle, as shown and described.

DESCRIPTION

FIG. 1 is a front perspective view of a bottle showing the new design;

FIG. 2 is a top plan view of the bottle of FIG. 1;

FIG. 3 is a bottom plan view of the bottle of FIG. 1;

FIG. 4 is a front elevational view of the bottle of FIG. 1;

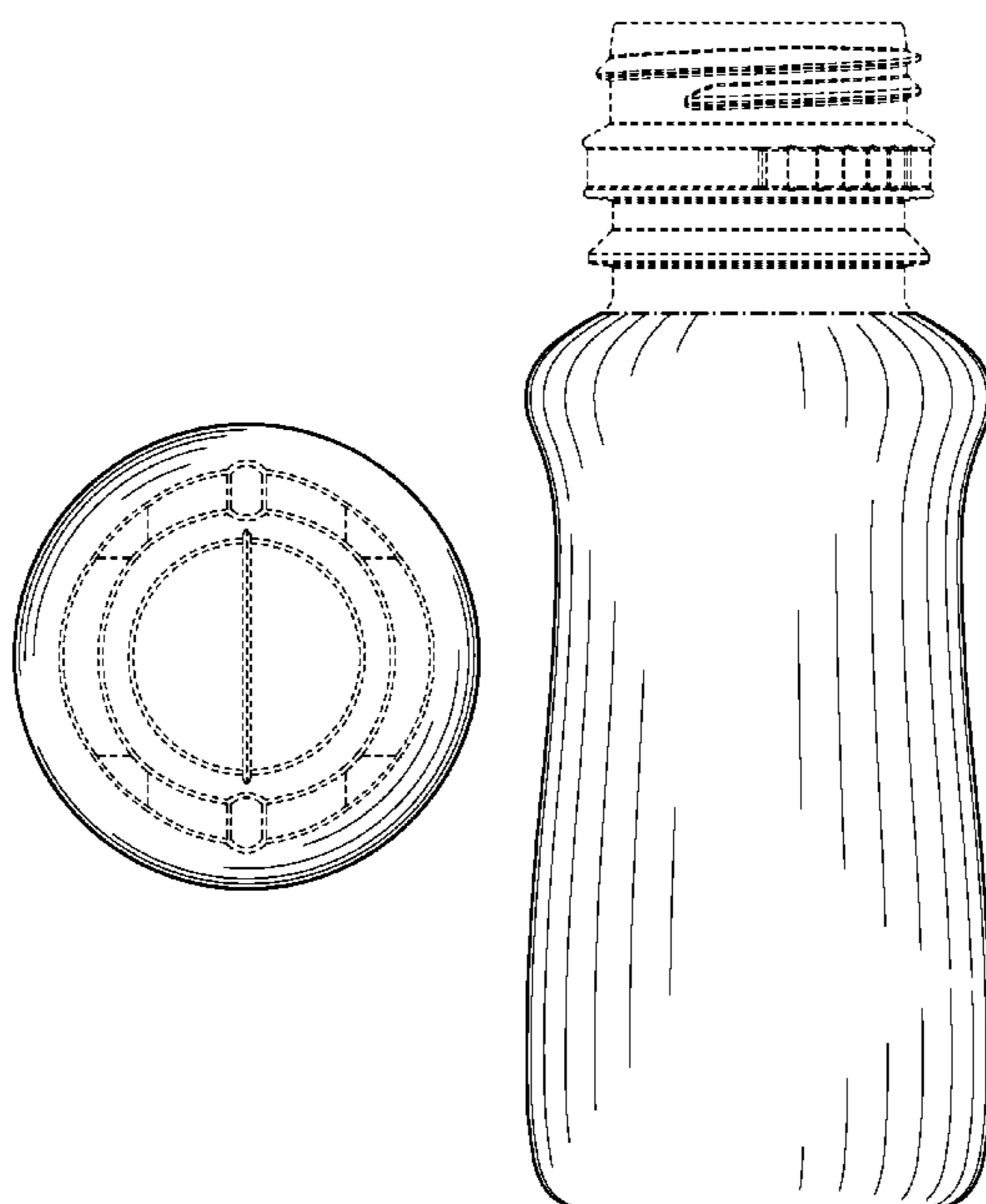
FIG. 5 is a rear elevational view of the bottle of FIG. 1;

FIG. 6 is a left side elevation view of the bottle of FIG. 1; and,

FIG. 7 is a right side elevation view of the bottle of FIG. 1.

The evenly-dashed broken lines in the drawings illustrate the portions of the design that form no part of the claim. The dot-dot-dash broken lines in the drawings define the bounds of the claim and form no part thereof.

1 Claim, 3 Drawing Sheets



US D699,573 S

Page 2

(56)

References Cited

U.S. PATENT DOCUMENTS

D610,011 S 2/2010 De Pieretti
D613,166 S 4/2010 Bentley

D626,417 S * 11/2010 Kim D9/503
D642,470 S 8/2011 Yourist
D660,154 S * 5/2012 Franco D9/500

* cited by examiner

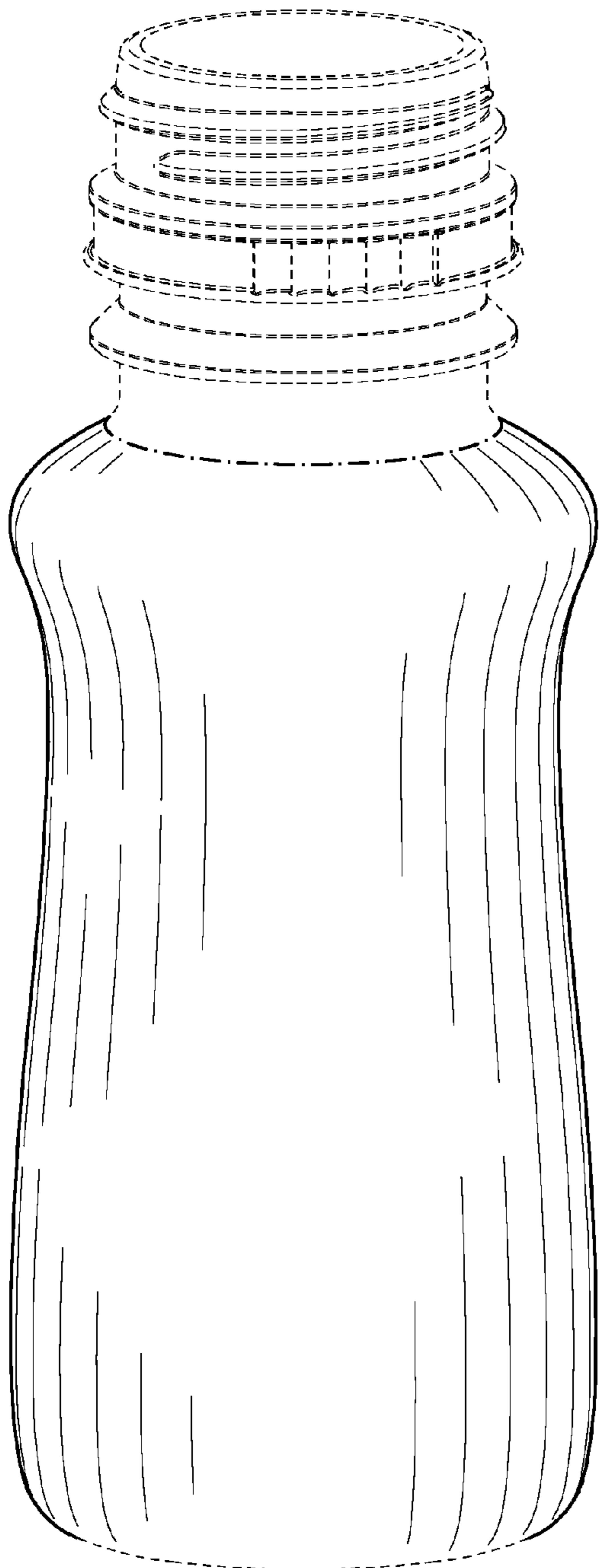


Fig. 1

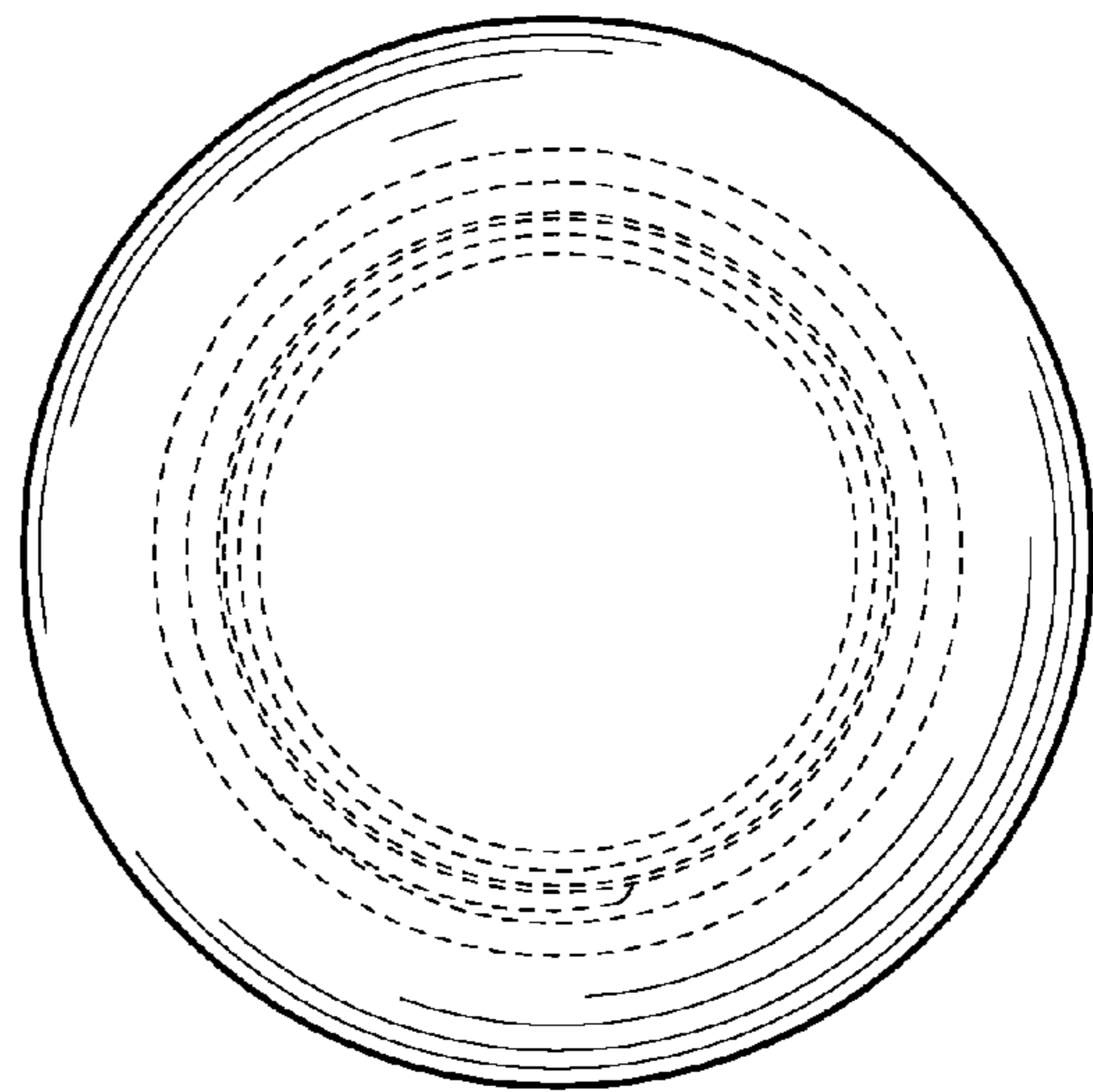


Fig. 2

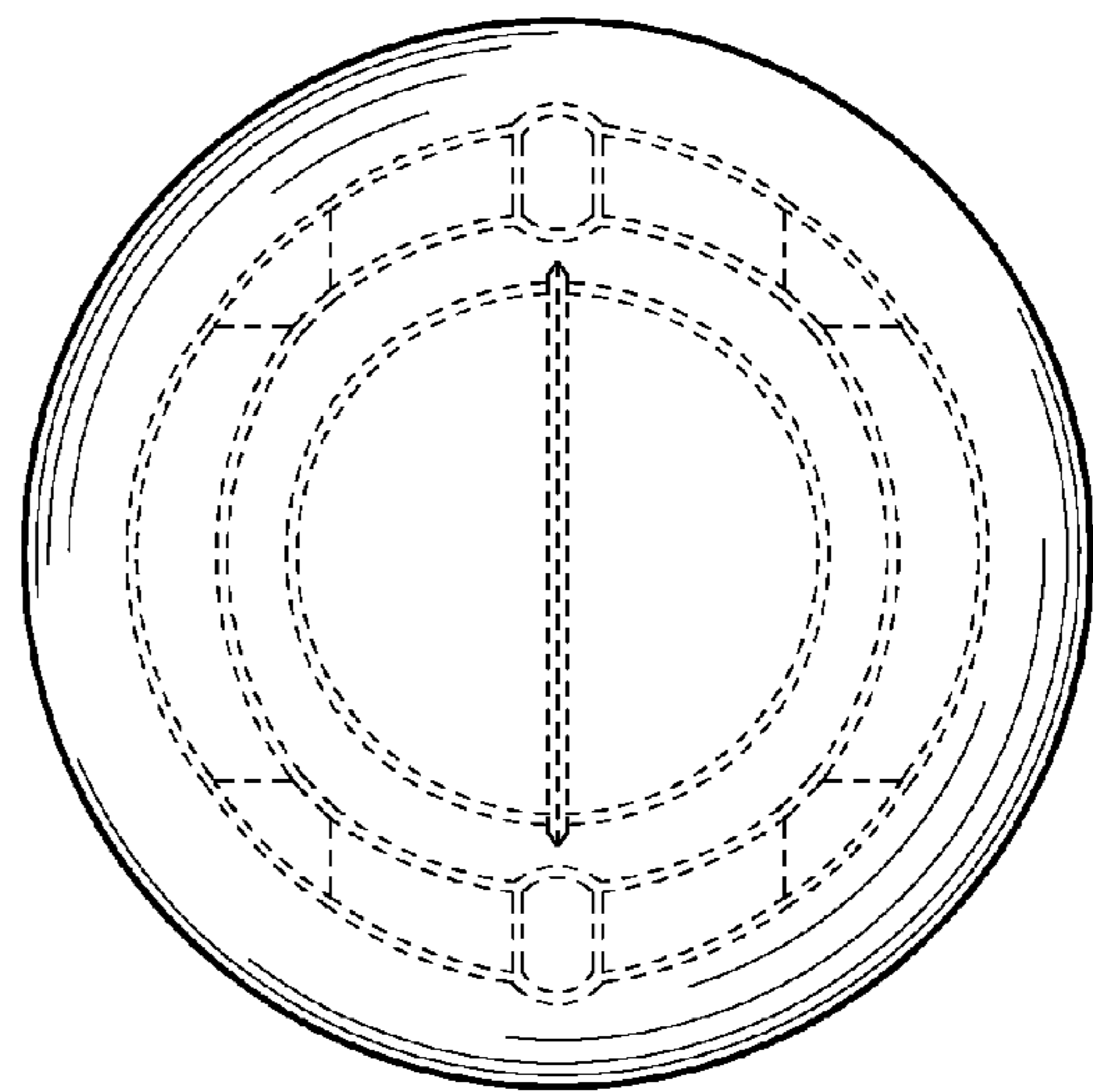


Fig. 3

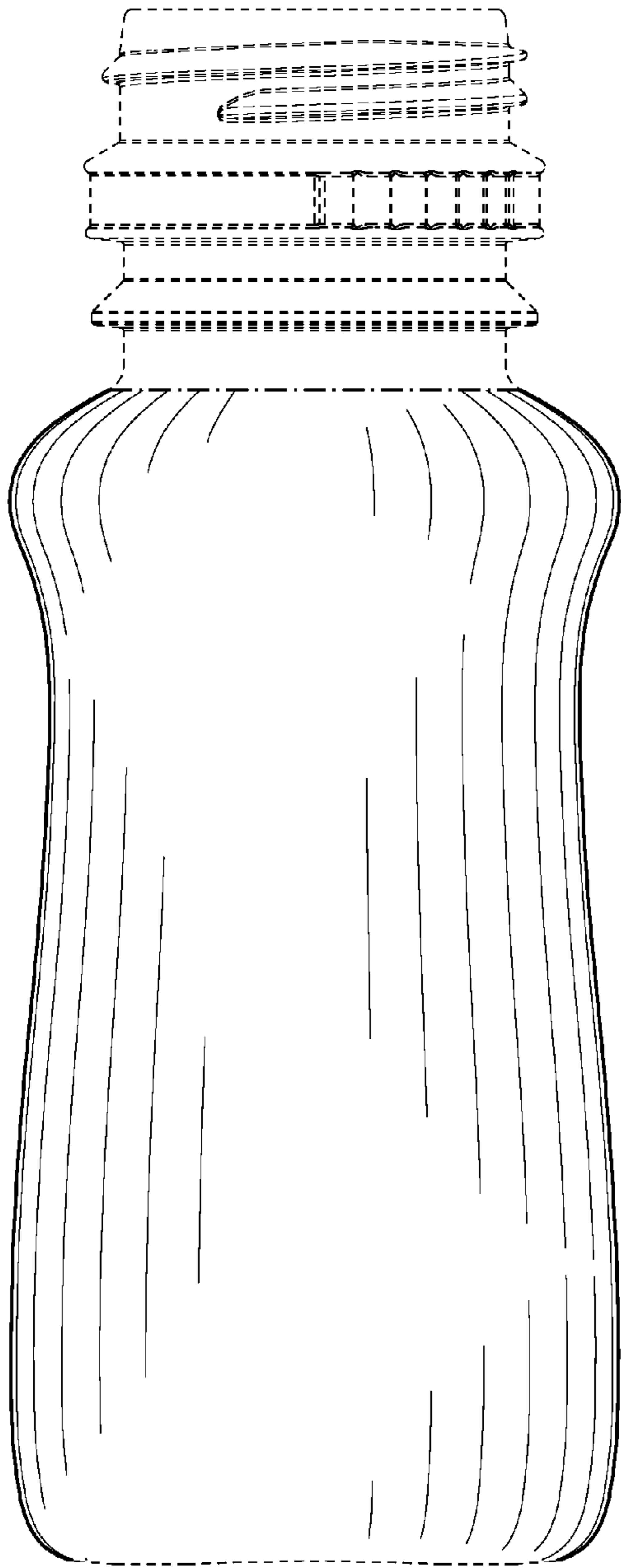


Fig. 4

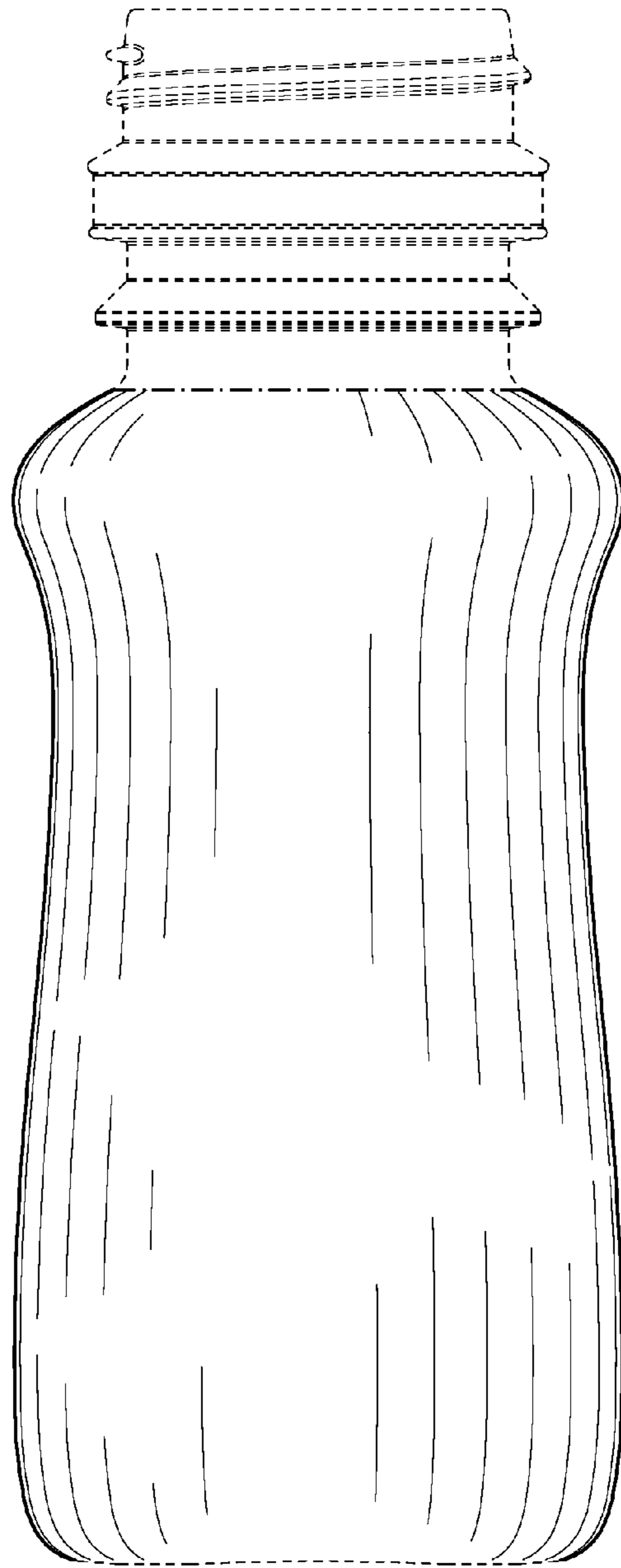


Fig. 5

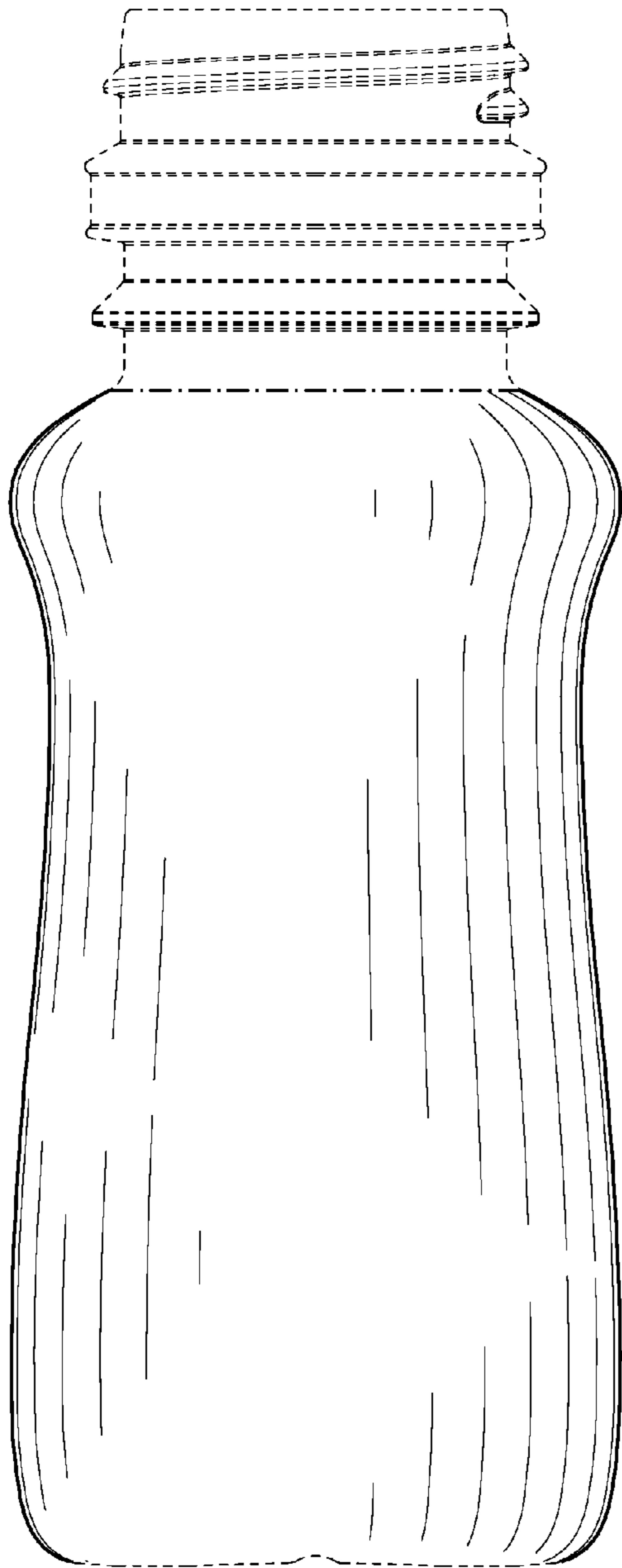


Fig. 6

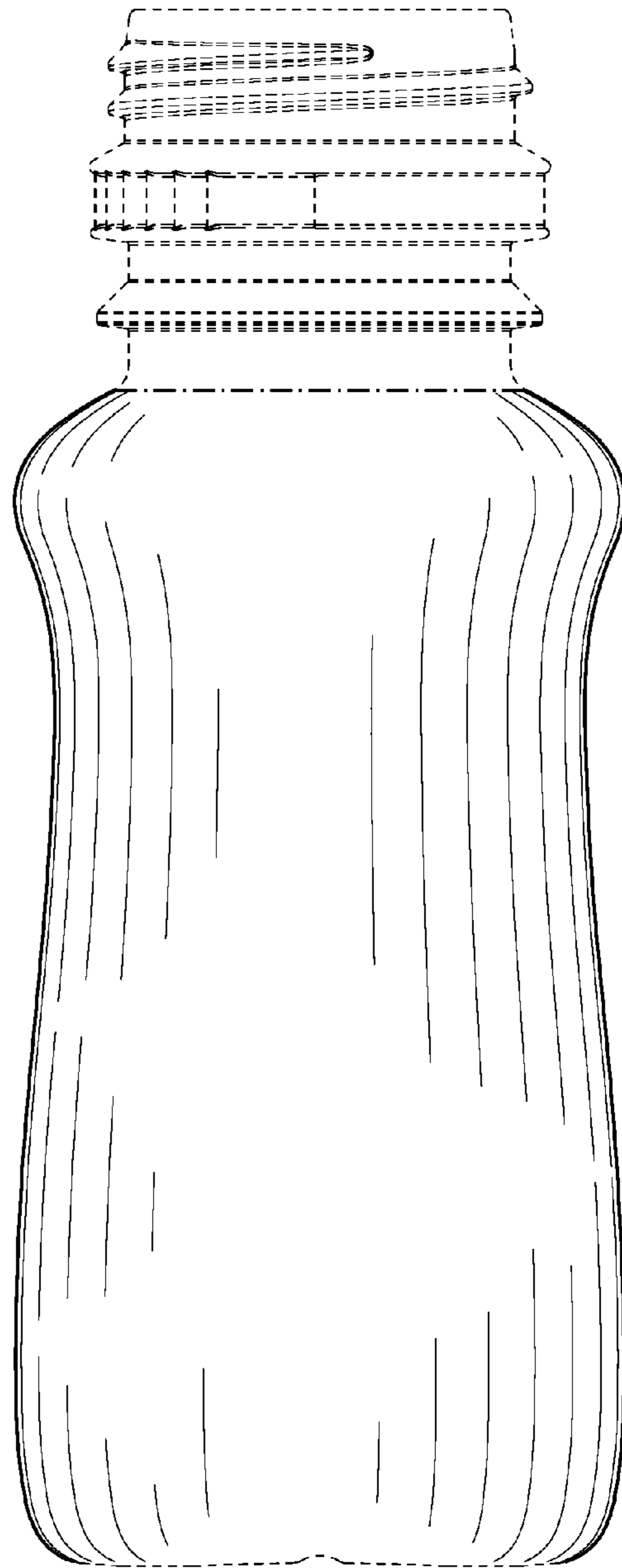


Fig. 7