



US00D699567S

(12) **United States Design Patent**  
**De Prà**

(10) **Patent No.:** **US D699,567 S**

(45) **Date of Patent:** **\*\* Feb. 18, 2014**

(54) **CAPSULE**

(75) Inventor: **Dario De Prà**, Mirano (IT)

(73) Assignee: **Koninklijke Philips N.V.**, Eindhoven (NL)

(\*\*) Term: **14 Years**

(21) Appl. No.: **29/430,078**

(22) Filed: **Aug. 21, 2012**

(30) **Foreign Application Priority Data**

Feb. 21, 2012 (EM) ..... 001995713-0005

(51) **LOC (10) Cl.** ..... **09-03**

(52) **U.S. Cl.**  
USPC ..... **D9/425**

(58) **Field of Classification Search**  
USPC ..... D9/414, 416, 424, 425, 427, 428, 429,  
D9/500; D7/400; 229/400-406, 932,  
229/906.1, 600; 220/656-659, 669-675,  
220/912, 4.21-4.27; 206/553, 557, 541,  
206/775, 776; 426/106, 112

See application file for complete search history.

(56) **References Cited**

U.S. PATENT DOCUMENTS

4,875,620	A *	10/1989	Lane, Sr. ....	229/404
D317,567	S *	6/1991	Lane, Sr. ....	D9/425
D369,971	S *	5/1996	Brauner et al. ....	D9/428
D512,631	S *	12/2005	Lhoste et al. ....	D9/558
D532,293	S *	11/2006	Martin ....	D9/503
D595,572	S *	7/2009	Snedden et al. ....	D9/435
D606,363	S *	12/2009	Aardenburg ....	D7/400
D642,454	S *	8/2011	Santoiemmo ....	D9/428
D651,096	S *	12/2011	Nakagiri ....	D9/707
D688,124	S *	8/2013	Crosby ....	D9/428
2011/0236541	A1 *	9/2011	Gerbaulet et al. ....	426/106
2012/0205385	A1 *	8/2012	Crosby ....	220/600
2013/0136828	A1 *	5/2013	Anghileri ....	426/112

\* cited by examiner

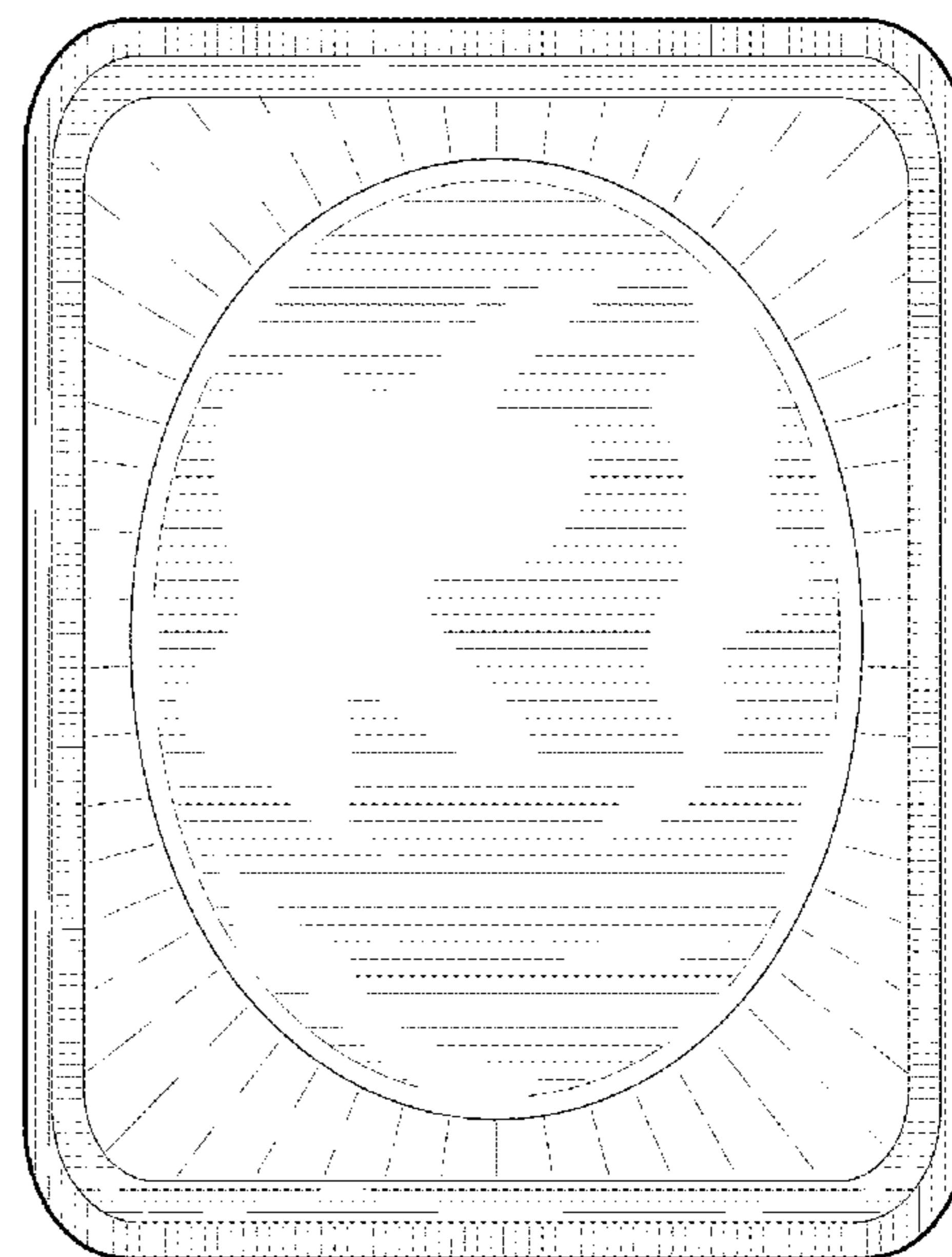
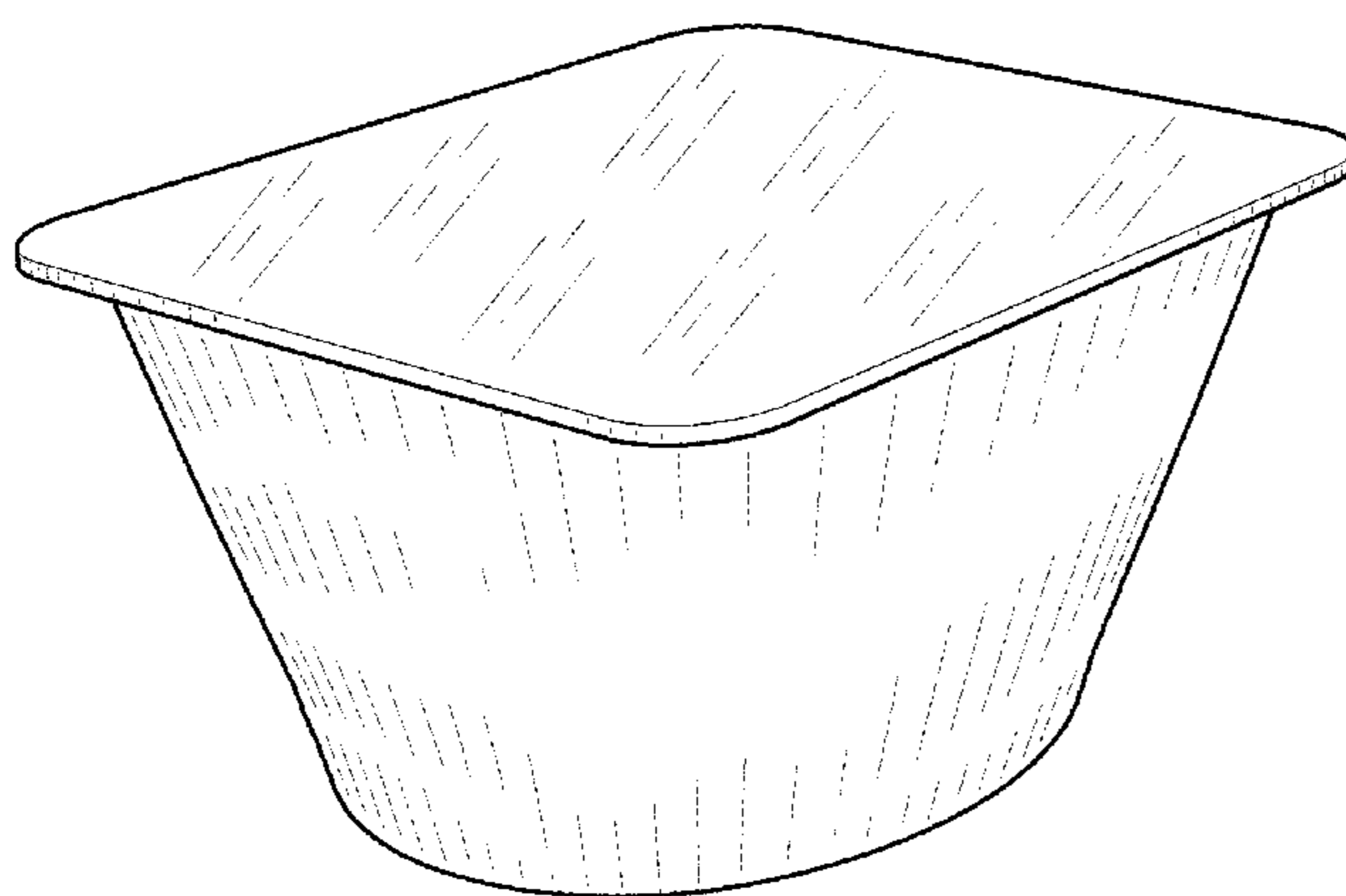
*Primary Examiner* — Thomas Johannes

(57) **CLAIM**  
The ornamental design for a capsule, as shown.

**DESCRIPTION**

FIG. 1 is a top perspective view of my new design for a capsule;  
FIG. 2 is a front elevational view thereof;  
FIG. 3 is a rear elevational view thereof;  
FIG. 4 is a right side elevational view thereof;  
FIG. 5 is a left side elevational view thereof;  
FIG. 6 is a top plan view thereof; and,  
FIG. 7 is a bottom plan view thereof.

**1 Claim, 5 Drawing Sheets**






FIG. 1

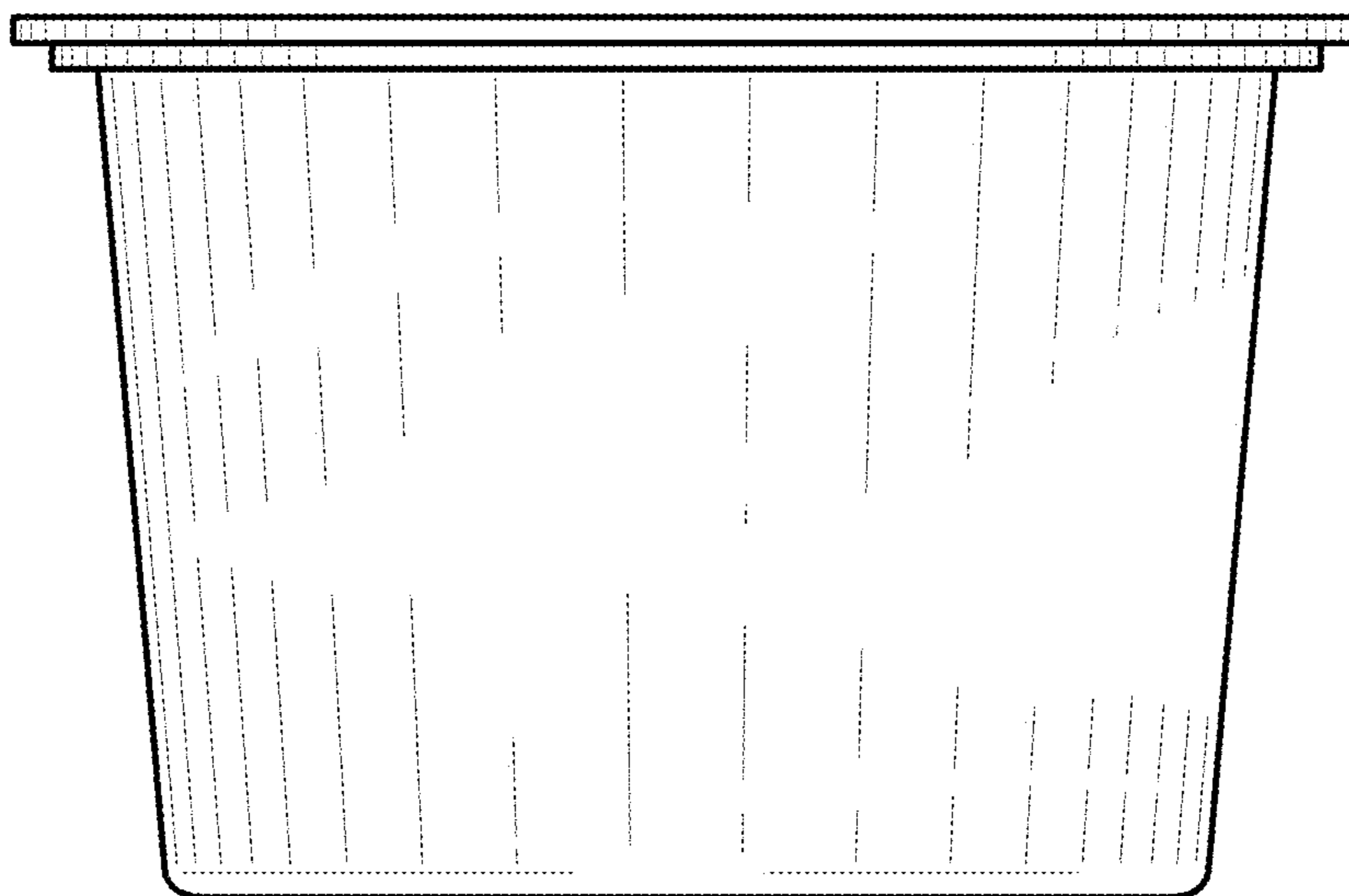


FIG. 2

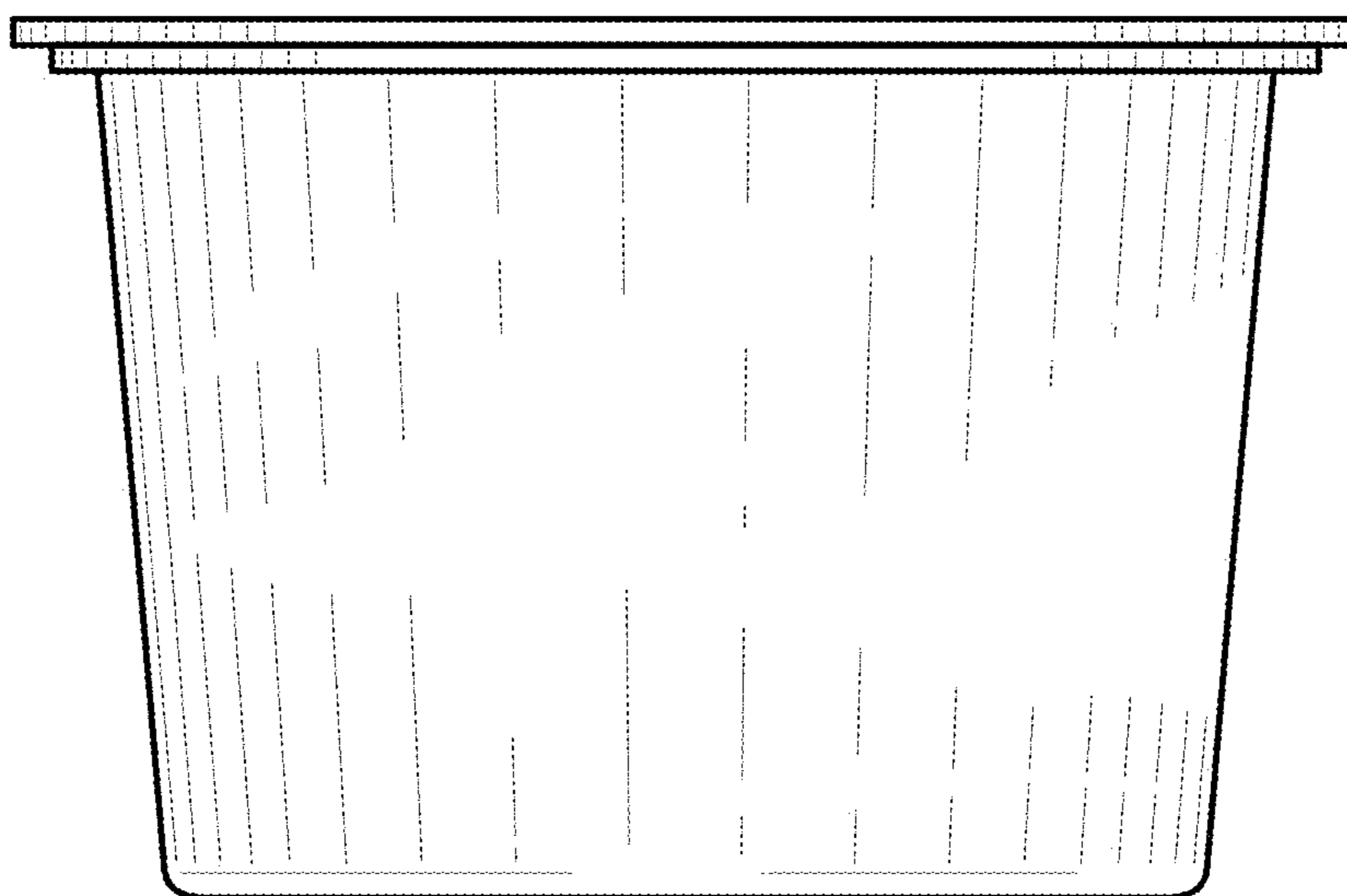


FIG. 3




FIG. 4




FIG. 5




FIG. 6

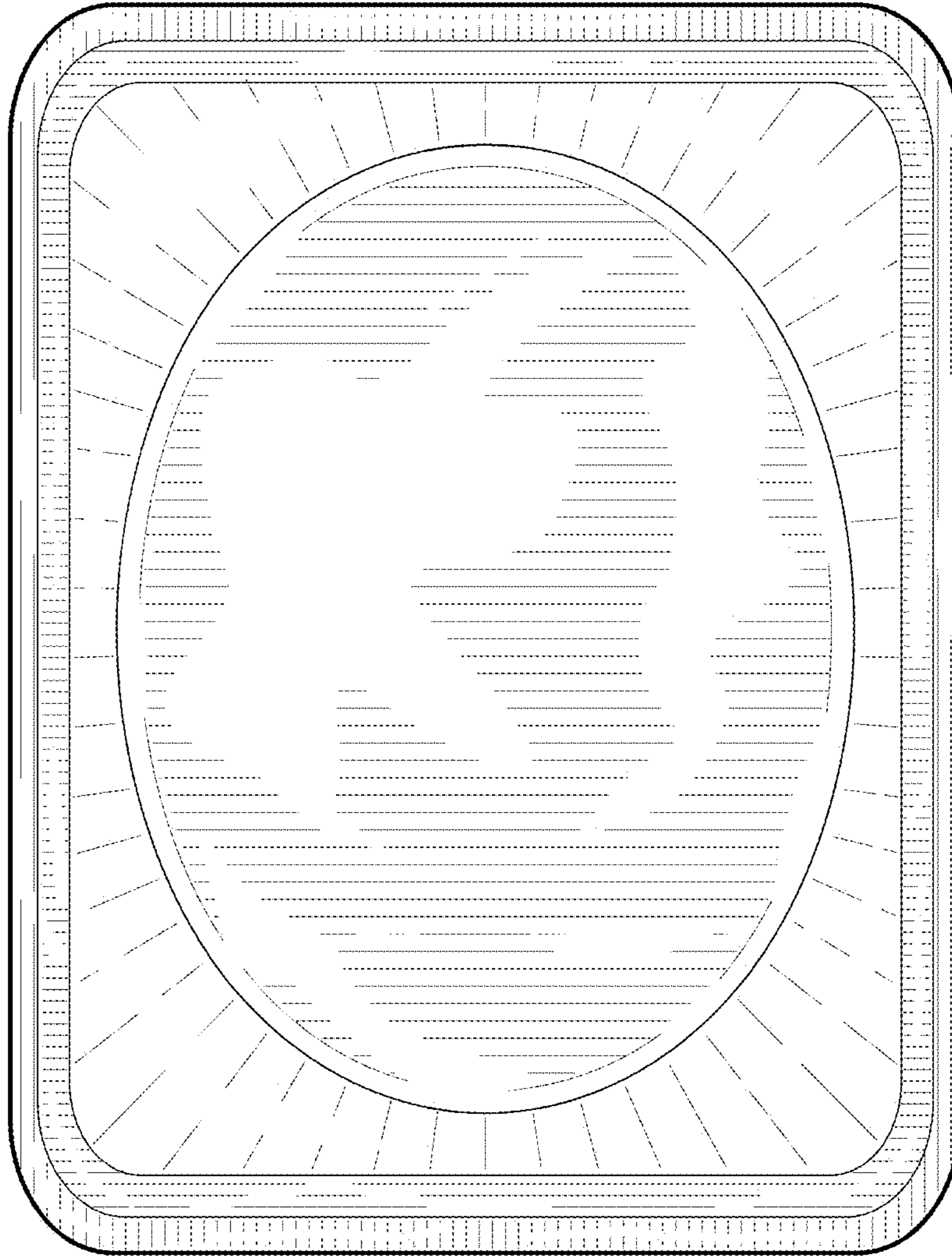


FIG. 7