



US00D699562S

(12) **United States Design Patent**
Klauder

(10) **Patent No.:** **US D699,562 S**

(45) **Date of Patent:** **** *Feb. 18, 2014**

(54) **SHAVER PACKAGE**

(75) Inventor: **Lutz Klauder**, Glashütten (DE)

(73) Assignee: **The Procter & Gamble Company**,
Cincinnati, OH (US)

(*) Notice: This patent is subject to a terminal disclaimer.

(**) Term: **14 Years**

(21) Appl. No.: **29/344,869**

(22) Filed: **Oct. 6, 2009**

(30) **Foreign Application Priority Data**

Apr. 21, 2009 (WO) 492300501

(51) **LOC (10) Cl.** **09-03**

(52) **U.S. Cl.**
USPC **D9/418**

(58) **Field of Classification Search**

USPC D9/414-415, 418-419, 424-425,
D9/429-430, 457, 715, 721, 722, 734, 748,
D9/749; D3/200, 218, 273; 206/223, 303,
206/351, 389, 461-471, 579, 775, 769,
206/806; 229/100, 108, 111, 116.1, 406
See application file for complete search history.

(56) **References Cited**

U.S. PATENT DOCUMENTS

D157,080 S * 1/1950 Opler D9/418
3,033,357 A * 5/1962 Brown 206/574
D194,710 S * 2/1963 Dreher D9/418
D201,318 S * 6/1965 Tamarin D9/418
3,298,504 A * 1/1967 Carter 206/777

3,659,704 A * 5/1972 Collura et al. 206/288
D255,547 S * 6/1980 Grodin D9/418
D263,796 S * 4/1982 Fireman D9/418
D272,805 S * 2/1984 Johnsen D9/415
D282,821 S * 3/1986 Noyes D9/415
D310,488 S * 9/1990 Callinan D9/418
D314,914 S * 2/1991 Callinan D9/432
D373,080 S * 8/1996 Prosperi et al. D9/418
D384,276 S * 9/1997 Casey et al. D9/415
D446,114 S * 8/2001 Stephens D9/418
D454,062 S * 3/2002 Garrant et al. D9/415
D485,172 S * 1/2004 Defino, Jr. D9/415
D543,451 S * 5/2007 Timmermans et al. D9/418
D546,668 S * 7/2007 Sheppard et al. D9/418
D576,871 S * 9/2008 Sheppard et al. D9/418
D586,651 S * 2/2009 Klauder et al. D9/418
D587,565 S * 3/2009 Choi D9/415

(Continued)

Primary Examiner — Susan E Krakower

(74) *Attorney, Agent, or Firm* — Brent M. Peeb.es; Jay Krebs

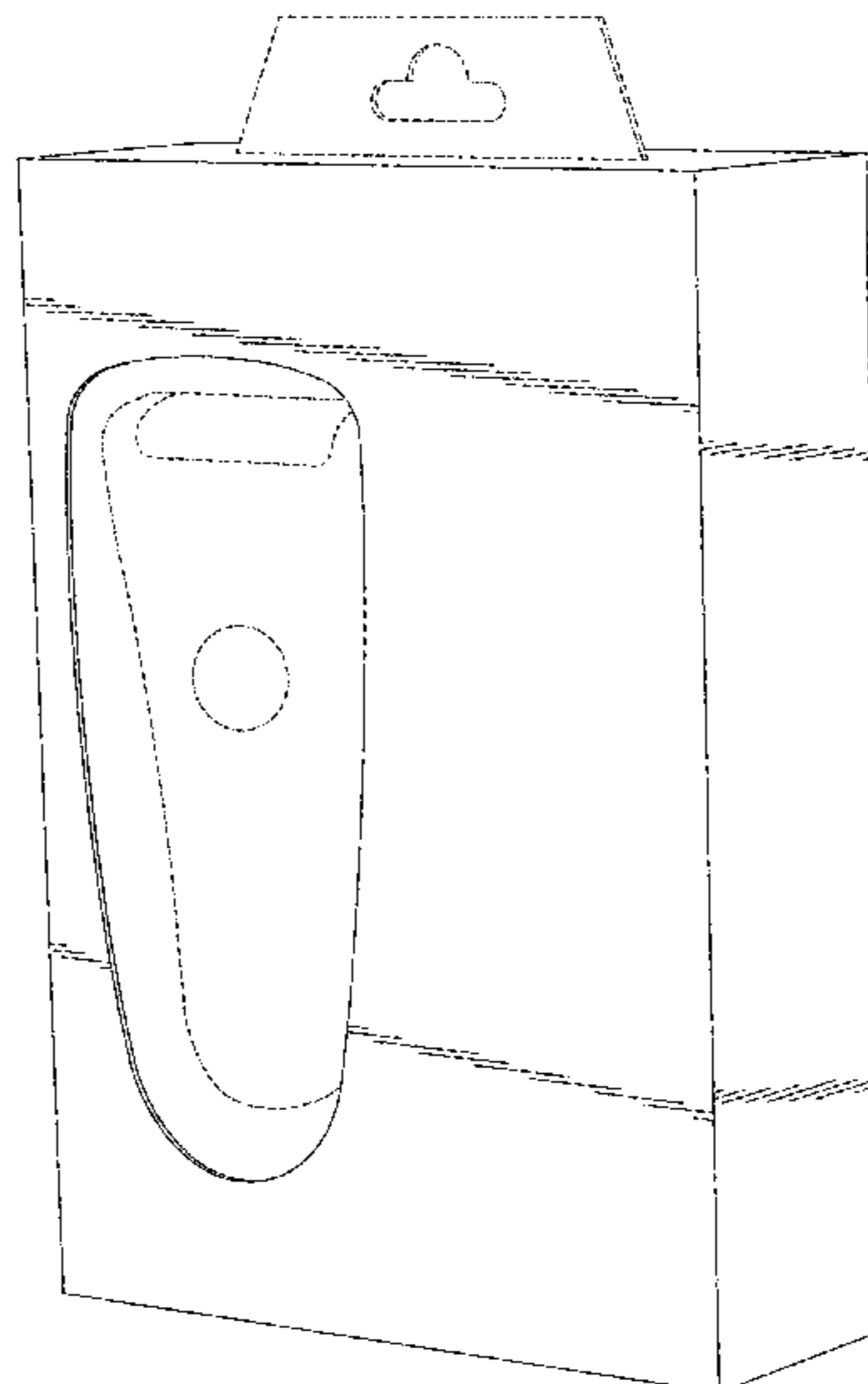
(57) **CLAIM**

The ornamental design for a shaver package, as shown and described.

DESCRIPTION

FIG. 1 is a perspective view of a shaver package showing my new design;
FIG. 2 is a top view of the shaver package of FIG. 1;
FIG. 3 is a front view of the shaver package of FIG. 1;
FIG. 4 is a right side view of the shaver package of FIG. 1;
FIG. 5 is a rear view of the shaver package of FIG. 1;
FIG. 6 is a left side view of shaver package of FIG. 1; and,
FIG. 7 is a bottom view of the shaver package of FIG. 1.
The broken lines illustrate environmental elements of the shaver package which forms no part of the claimed design.

1 Claim, 3 Drawing Sheets



US D699,562 S

Page 2

(56)

References Cited

U.S. PATENT DOCUMENTS

D592,075 S * 5/2009 Holcomb D9/721
D625,177 S * 10/2010 Seum et al. D9/418
D633,381 S * 3/2011 Klauder D9/418

D644,922 S * 9/2011 Smith et al. D9/418
D667,298 S * 9/2012 White et al. D9/418
D669,350 S * 10/2012 Althoff D9/418
D671,401 S * 11/2012 Grabes et al. D9/418
D678,761 S * 3/2013 Cooper D9/418

* cited by examiner

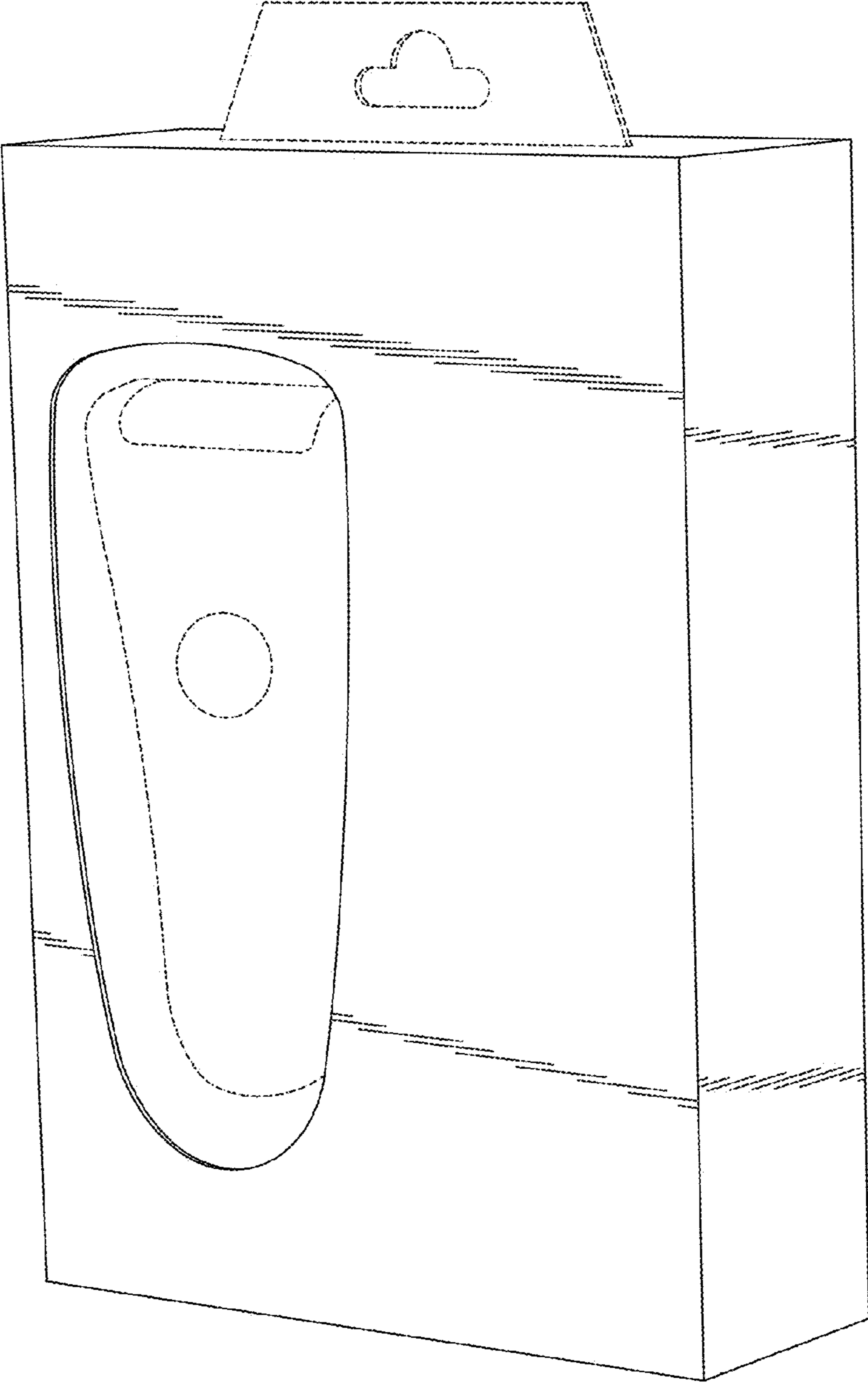


Fig. 1

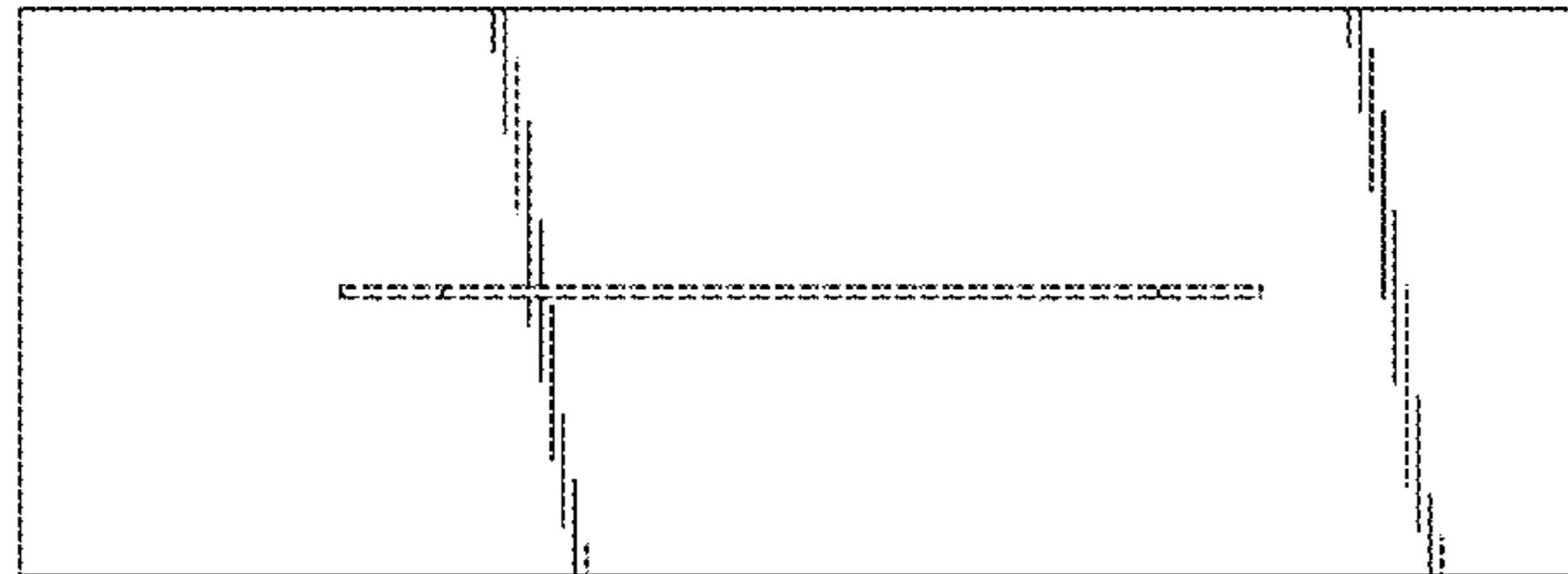


Fig. 2

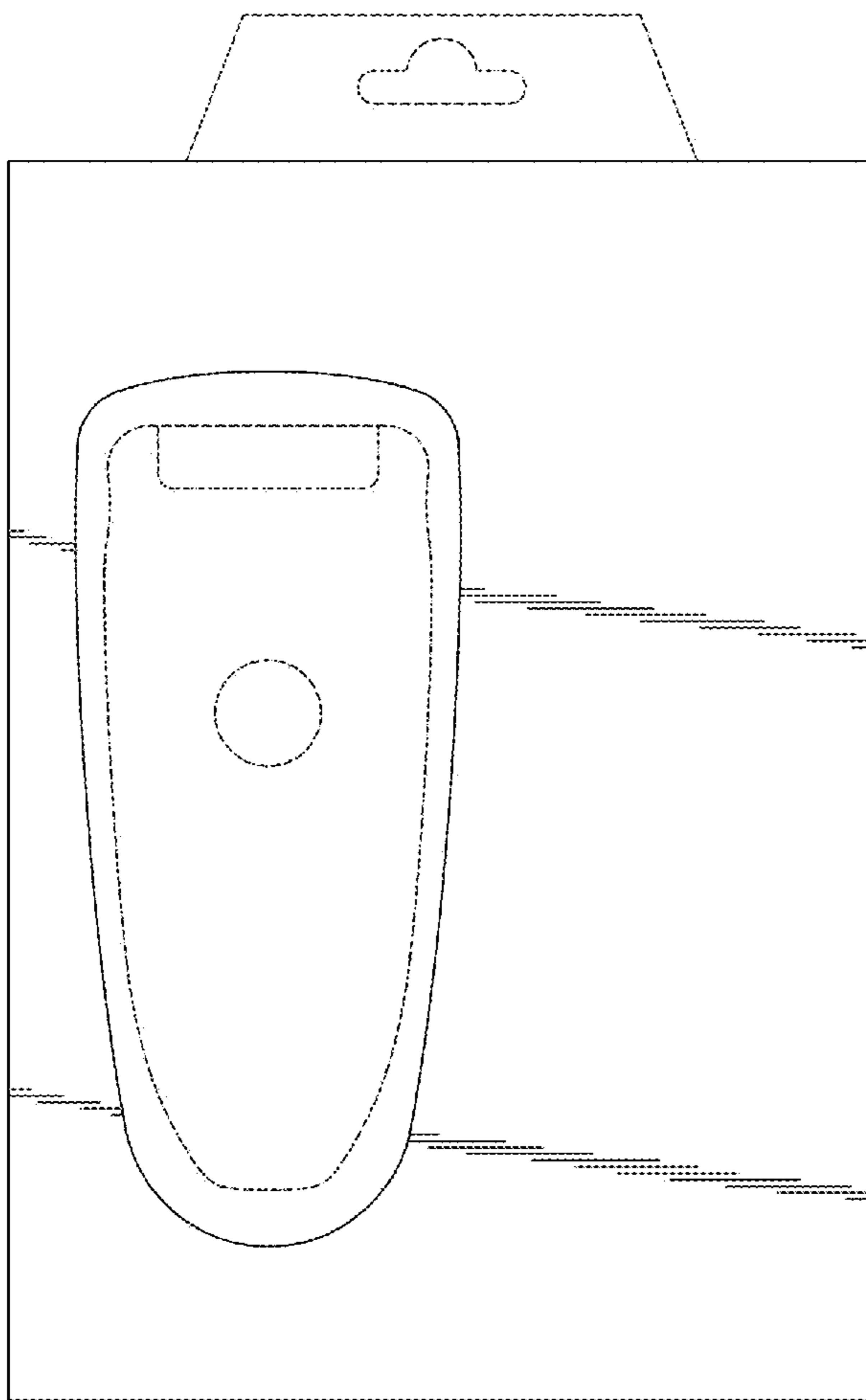


Fig. 3




Fig. 4

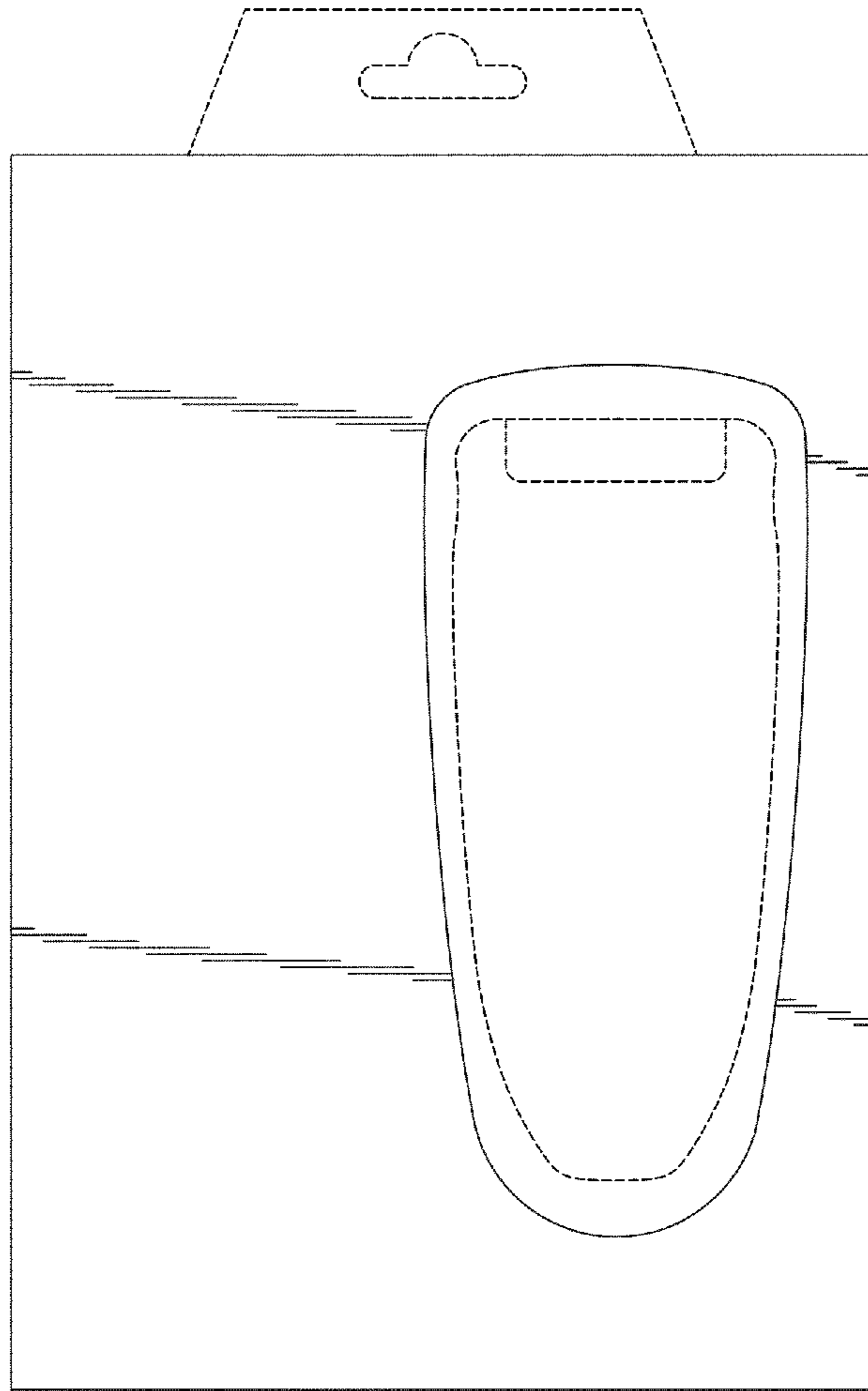


Fig. 5




Fig. 6




Fig. 7