

US00D699561S

(12) **United States Design Patent**
Buchanan et al.

(10) **Patent No.:** **US D699,561 S**

(45) **Date of Patent:** **** *Feb. 18, 2014**

(54) **PACKAGE**

(71) Applicant: **MeadWestvaco Corporation**,
Richmond, VA (US)

(72) Inventors: **Stacy Buchanan**, Richmond, VA (US);
Nima Jarvandi, Richmond, VA (US);
Kenneth G. Sadler, Lake St Louis, MO
(US); **Frederick Thompson**, Richmond,
VA (US); **Sutka Veselinovic**, Seminole
(BA)

(73) Assignee: **MeadWestvaco Corporation**,
Richmond, VA (US)

(*) Notice: This patent is subject to a terminal dis-
claimer.

(**) Term: **14 Years**

(21) Appl. No.: **29/460,982**

(22) Filed: **Jul. 17, 2013**

Related U.S. Application Data

(62) Division of application No. 29/437,165, filed on Nov.
14, 2012.

(51) **LOC (10) Cl.** **09-03**

(52) **U.S. Cl.**
USPC **D9/416**

(58) **Field of Classification Search**

USPC D9/414, 415, 418, 416, 420, 423, 424,
D9/425, 426, 428, 430-433, 434, 435, 445,
D9/449, 454, 455, 456, 465, 499, 501-503,
D9/522, 529, 643, 645, 651, 688-692,
D9/702-715, 734, 737-738, 740-742, 744,
D9/751, 755, 722, 756, 759, 760, 727, 758,
D9/749; D24/216; 220/23.87-23.89,
220/560.01, 560.1, 579; 206/273, 467;
229/87.13, 87.19, 87.07, 103.3,
229/117.17, 122.1, 122.2, 241, 245, 939,
229/940, 149; 211/40

See application file for complete search history.

(56) **References Cited**

U.S. PATENT DOCUMENTS

D333,262 S *	2/1993	Zogg	D9/734
D503,087 S *	3/2005	Dzwill et al.	D9/416
D536,965 S *	2/2007	Levy	D9/430
D594,742 S *	6/2009	Meier et al.	D9/432
D655,153 S *	3/2012	Mitten et al.	D9/420
D656,400 S *	3/2012	Bohache et al.	D9/516
D660,721 S *	5/2012	Kim	D9/721
D675,515 S *	2/2013	Villiers et al.	D9/420
D675,916 S *	2/2013	Villiers et al.	D9/420

OTHER PUBLICATIONS

[http://www.globalpackagegallery.com/main.php/key/pills?g2_](http://www.globalpackagegallery.com/main.php/key/pills?g2_itemId=16680)
[itemId=16680.*](http://www.globalpackagegallery.com/main.php/key/pills?g2_itemId=16680)
[http://www.pharmacyfirst.co.uk/embarrassing/fluconazole-150mg-](http://www.pharmacyfirst.co.uk/embarrassing/fluconazole-150mg-1-capsule-thrush-treatm)
[1-capsule-thrush-treatm*](http://www.pharmacyfirst.co.uk/embarrassing/fluconazole-150mg-1-capsule-thrush-treatm)
[http://www.selwynsherrill.com/portfolio/mwv-dosepak-branding/.*](http://www.selwynsherrill.com/portfolio/mwv-dosepak-branding/)
Pictures of cartons. 19 black/white photographs by Applicant.

* cited by examiner

Primary Examiner — Robert M Spear

Assistant Examiner — Rhea Shields

(74) *Attorney, Agent, or Firm* — MWV Intellectual Property
Group

(57) **CLAIM**

The ornamental design for a package, as shown and
described.

DESCRIPTION

FIG. 1 is a top plan view of a first embodiment of a package;
FIG. 2 is a bottom plan view of the package of FIG. 1;
FIG. 3 is a left side view of the package of FIG. 1;
FIG. 4 is a right side view of the package of FIG. 1;
FIG. 5 is a rear plan view of the package of FIG. 1;
FIG. 6 is a top perspective view of the package of FIG. 1;
FIG. 7 is a top plan view of a second embodiment of a
package;
FIG. 8 is a bottom plan view of the package of FIG. 7;
FIG. 9 is a left side view of the package of FIG. 7;
FIG. 10 is a right side view of the package of FIG. 7;

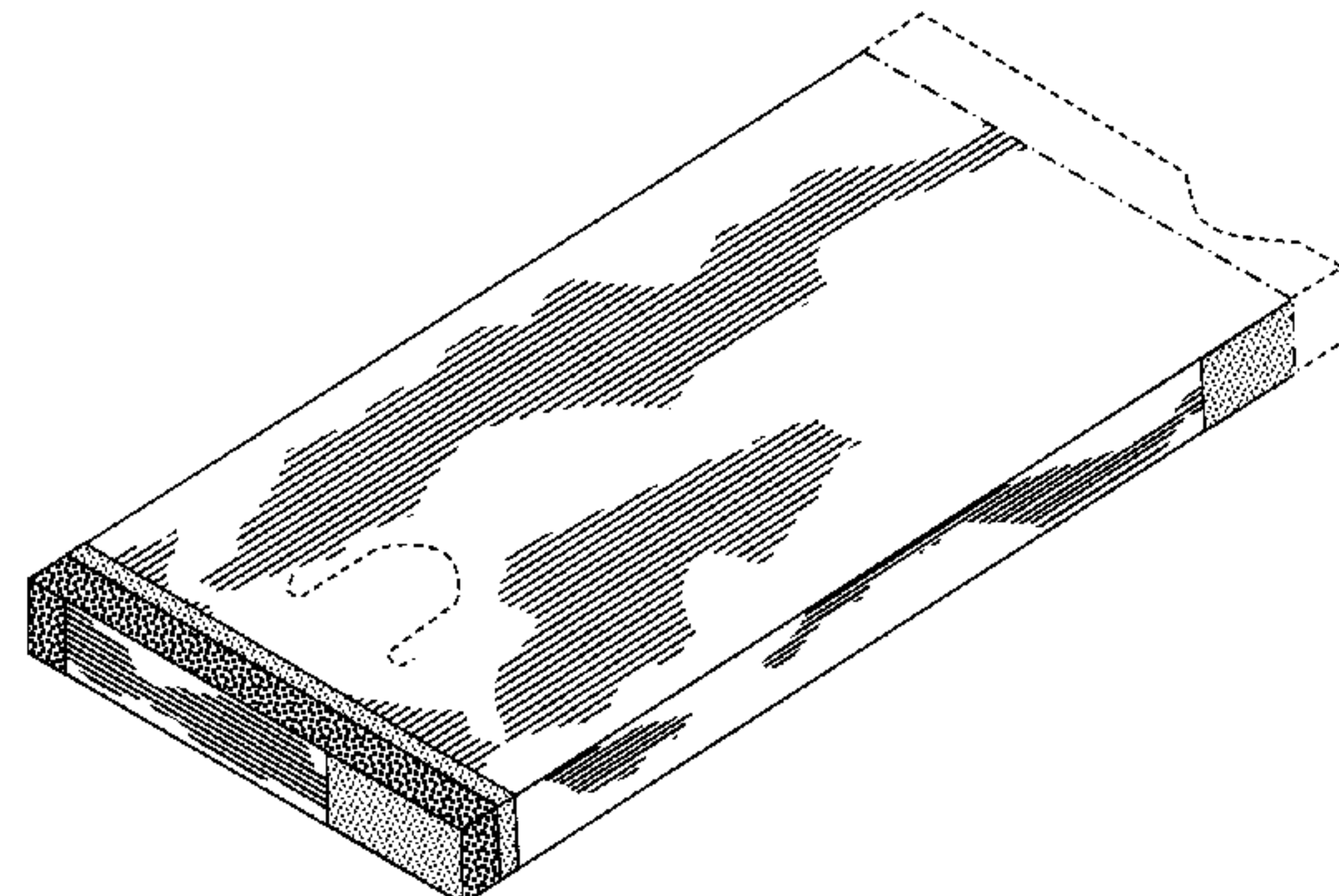
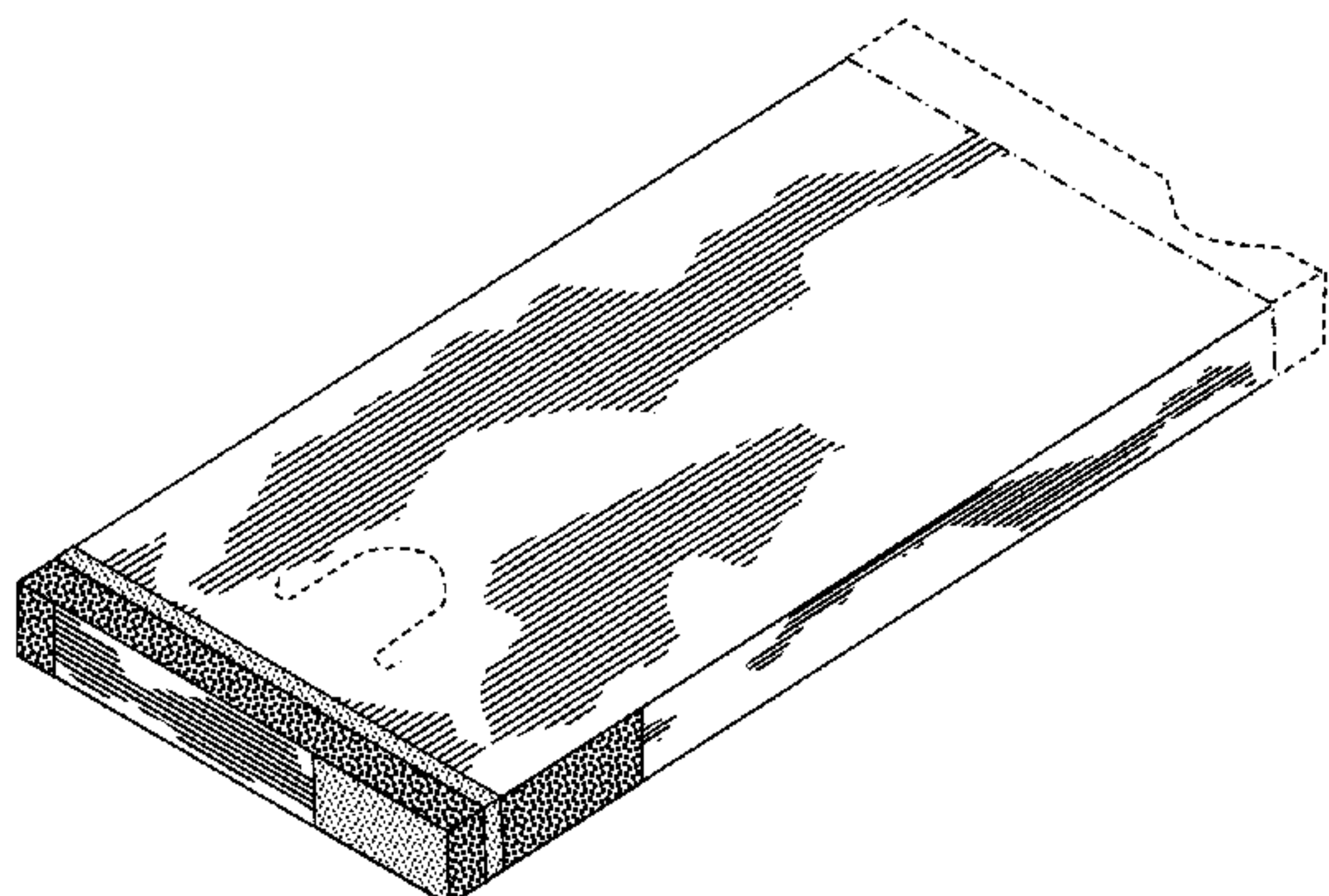


FIG. 11 is a rear plan view of the package of FIG. 7;
FIG. 12 is a top perspective view of the package of FIG. 7;
FIG. 13 is a top plan view of a third embodiment of a package;
FIG. 14 is a bottom plan view of the package of FIG. 13;
FIG. 15 is a left side view of the package of FIG. 13;
FIG. 16 is a right side view of the package of FIG. 13;
FIG. 17 is a rear plan view of the package of FIG. 13;
FIG. 18 is a top perspective view of the package of FIG. 13;
FIG. 19 is a top plan view of a fourth embodiment of a package;
FIG. 20 is a bottom plan view of the package of FIG. 19;
FIG. 21 is a left side view of the package of FIG. 19;
FIG. 22 is a right side view of the package of FIG. 19;
FIG. 23 is a rear plan view of the package of FIG. 19;
FIG. 24 is a top perspective view of the package of FIG. 19;
FIG. 25 is a top plan view of a fifth embodiment of a package;
FIG. 26 is a bottom plan view of the package of FIG. 25;
FIG. 27 is a left side view of the package of FIG. 25;
FIG. 28 is a right side view of the package of FIG. 25;
FIG. 29 is a rear plan view of the package of FIG. 25;
FIG. 30 is a top perspective view of the package of FIG. 25;
FIG. 31 is a top plan view of a sixth embodiment of a package;
FIG. 32 is a bottom plan view of the package of FIG. 31;
FIG. 33 is a left side view of the package of FIG. 31;
FIG. 34 is a right side view of the package of FIG. 31;
FIG. 35 is a rear plan view of the package of FIG. 31;
FIG. 36 is a top perspective view of the package of FIG. 31;
FIG. 37 is a top plan view of a seventh embodiment of a package;
FIG. 38 is a bottom plan view of the package of FIG. 37;
FIG. 39 is a left side view of the package of FIG. 37;
FIG. 40 is a right side view of the package of FIG. 37;

FIG. 41 is a rear plan view of the package of FIG. 37;
FIG. 42 is a top perspective view of the package of FIG. 37;
FIG. 43 is a top plan view of an eighth embodiment of a package;
FIG. 44 is a bottom plan view of the package of FIG. 43;
FIG. 45 is a left side view of the package of FIG. 43;
FIG. 46 is a right side view of the package of FIG. 43;
FIG. 47 is a rear plan view of the package of FIG. 43;
FIG. 48 is a top perspective view of the package of FIG. 43;
FIG. 49 is a top plan view of a ninth embodiment of a package;
FIG. 50 is a bottom plan view of the package of FIG. 49;
FIG. 51 is a left side view of the package of FIG. 49;
FIG. 52 is a right side view of the package of FIG. 49;
FIG. 53 is a rear plan view of the package of FIG. 49;
FIG. 54 is a top perspective view of the package of FIG. 49;
FIG. 55 is a top plan view of a tenth embodiment of a package;
FIG. 56 is a bottom plan view of the package of FIG. 55;
FIG. 57 is a left side view of the package of FIG. 55;
FIG. 58 is a right side view of the package of FIG. 55;
FIG. 59 is a rear plan view of the package of FIG. 55; and,
FIG. 60 is a top perspective view of the package of FIG. 55.
The two different types of stippling shown in FIGS. 1-48 and 55-60 indicate contrasting appearance, wherein the lighter stippling represents one appearance and the darker stippling represents a different appearance. The stippling shown in FIGS. 49-54 represents a contrasting appearance. In FIGS. 1-48 and 55-60, the portions with the same type of stippling have the same appearance. The broken lines in the figures illustrate unclaimed environment only and form no part of the claimed design. The dot - dash lines define a boundary such that the claimed design extends to the boundary but does not include the boundary.

1 Claim, 40 Drawing Sheets

FIG. 1




FIG. 2




FIG. 3

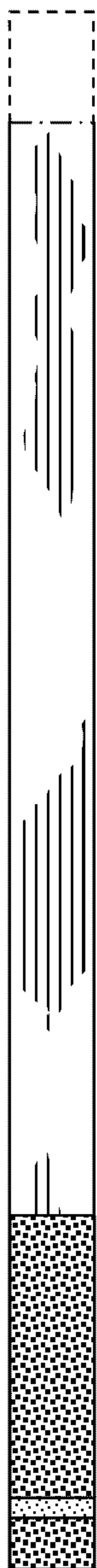


FIG. 4

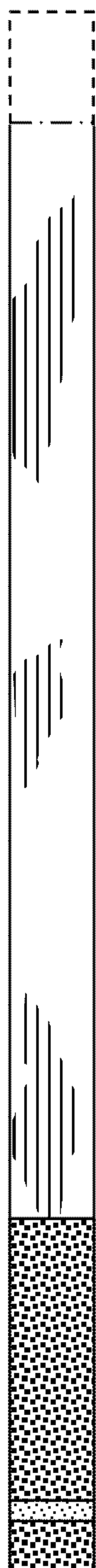


FIG. 5

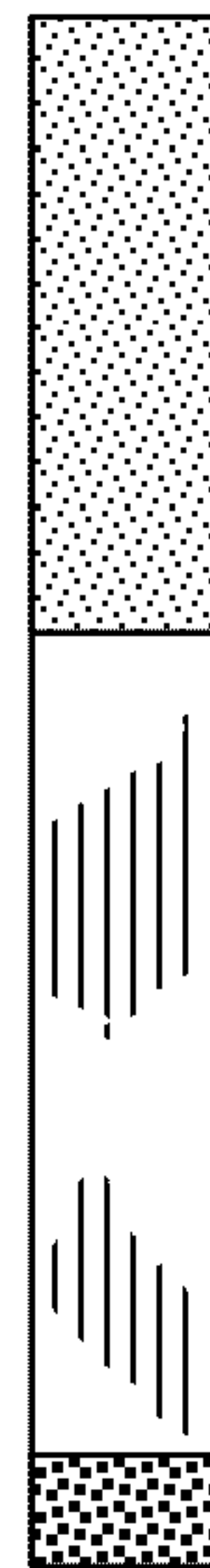


FIG. 6

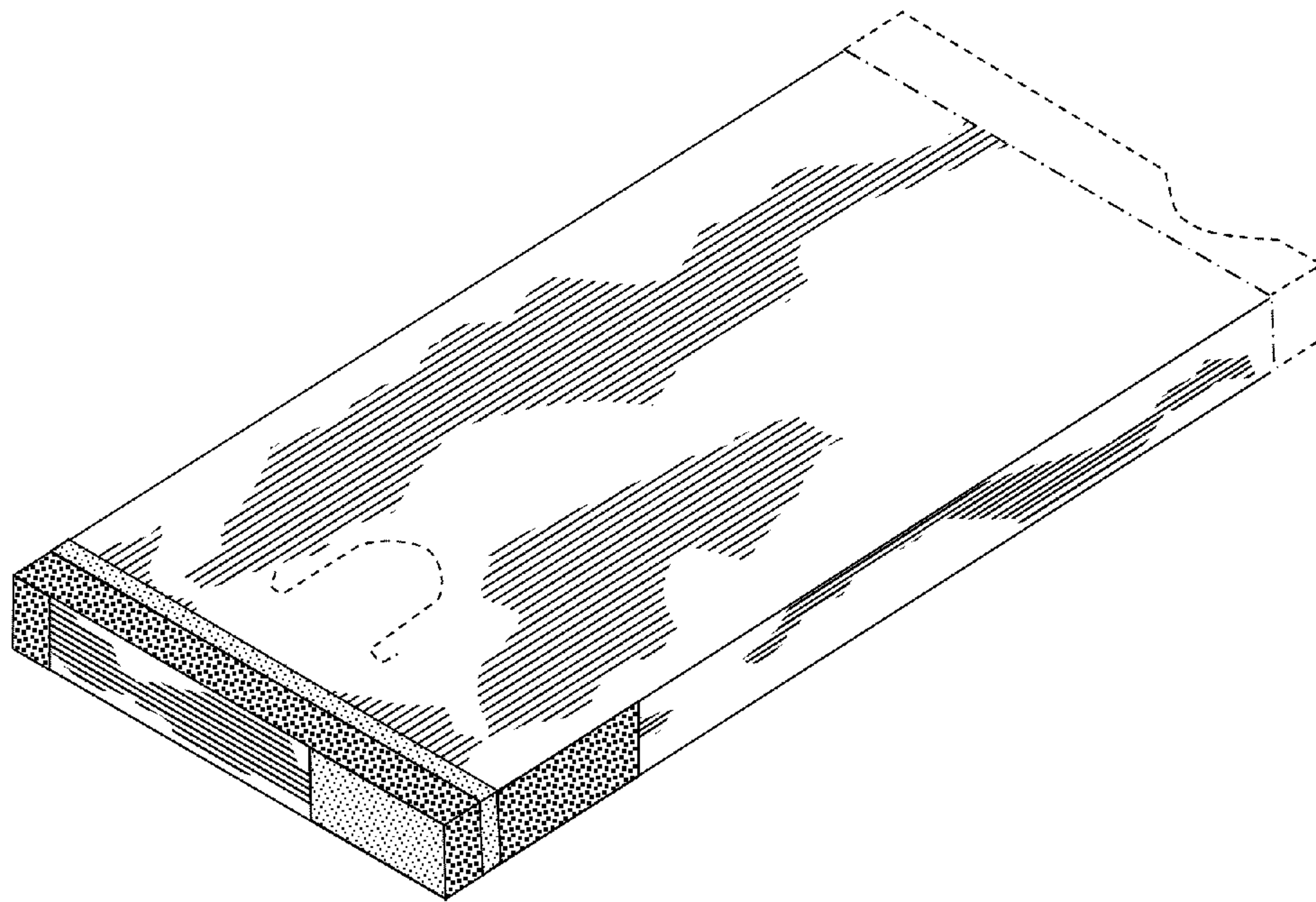


FIG. 7




FIG. 8




FIG. 9

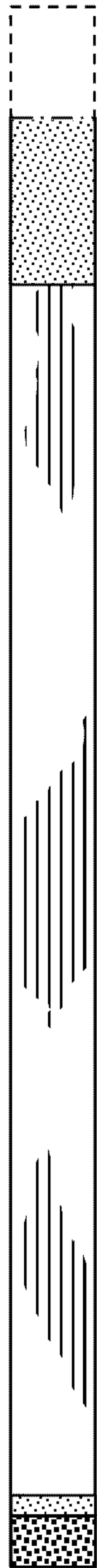


FIG. 10

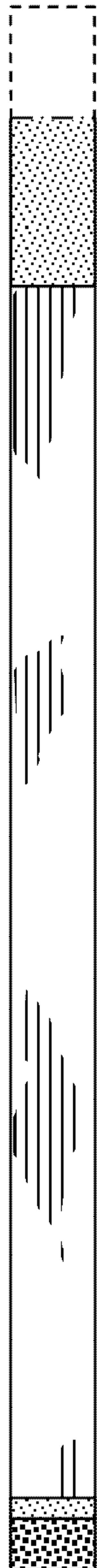


FIG. 11

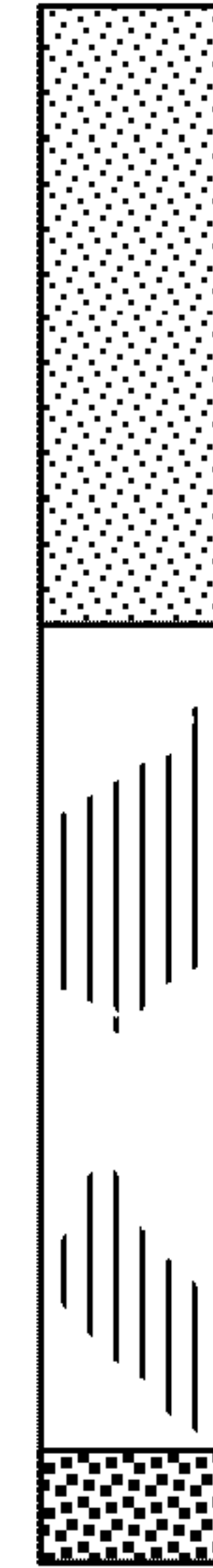


FIG. 12

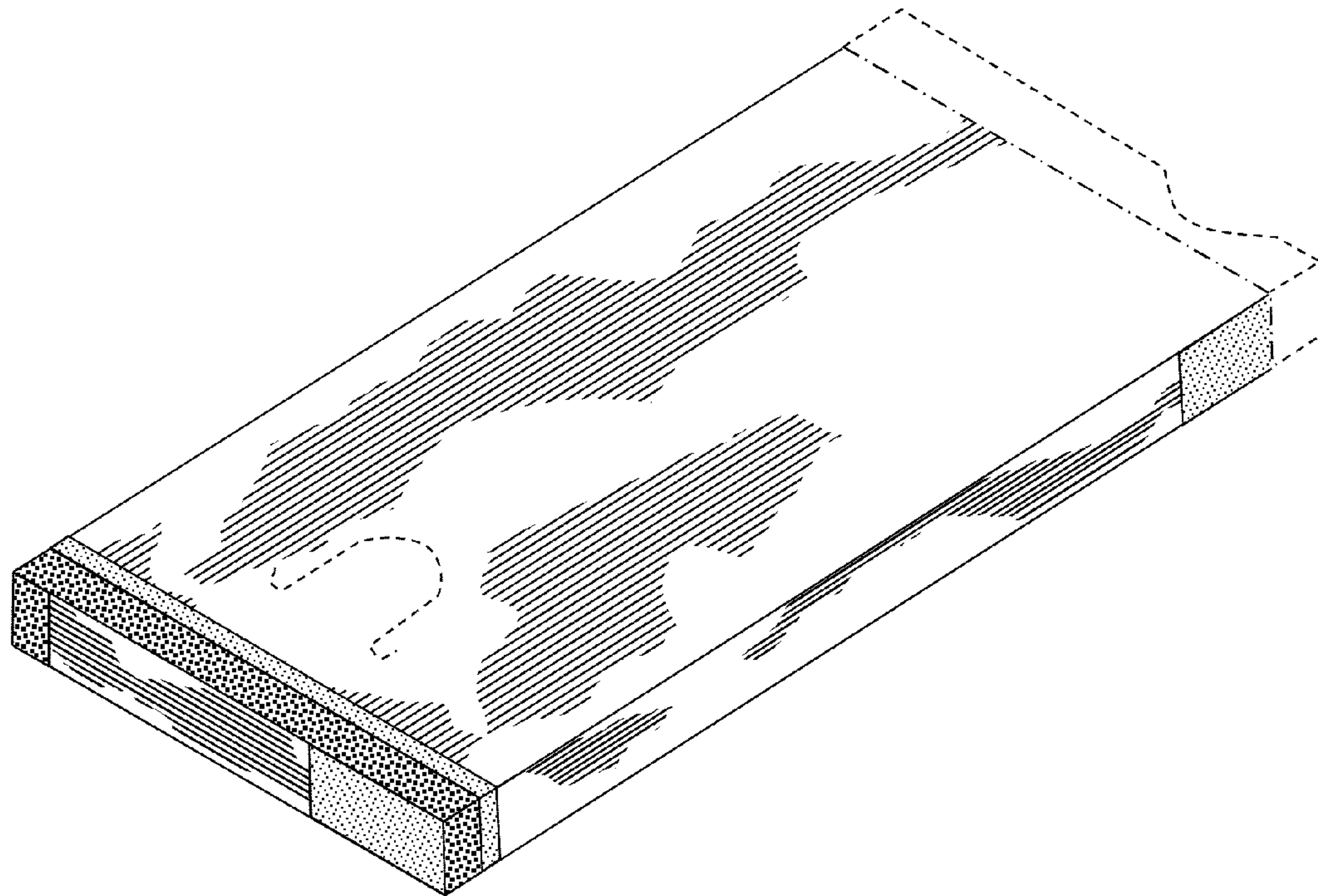


FIG. 13




FIG. 14




FIG. 15

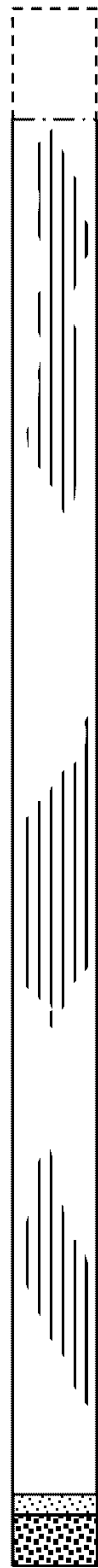


FIG. 16




FIG. 17

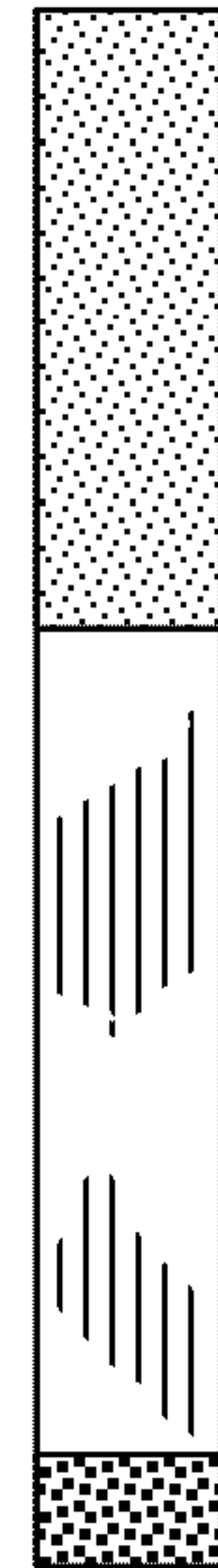


FIG. 18

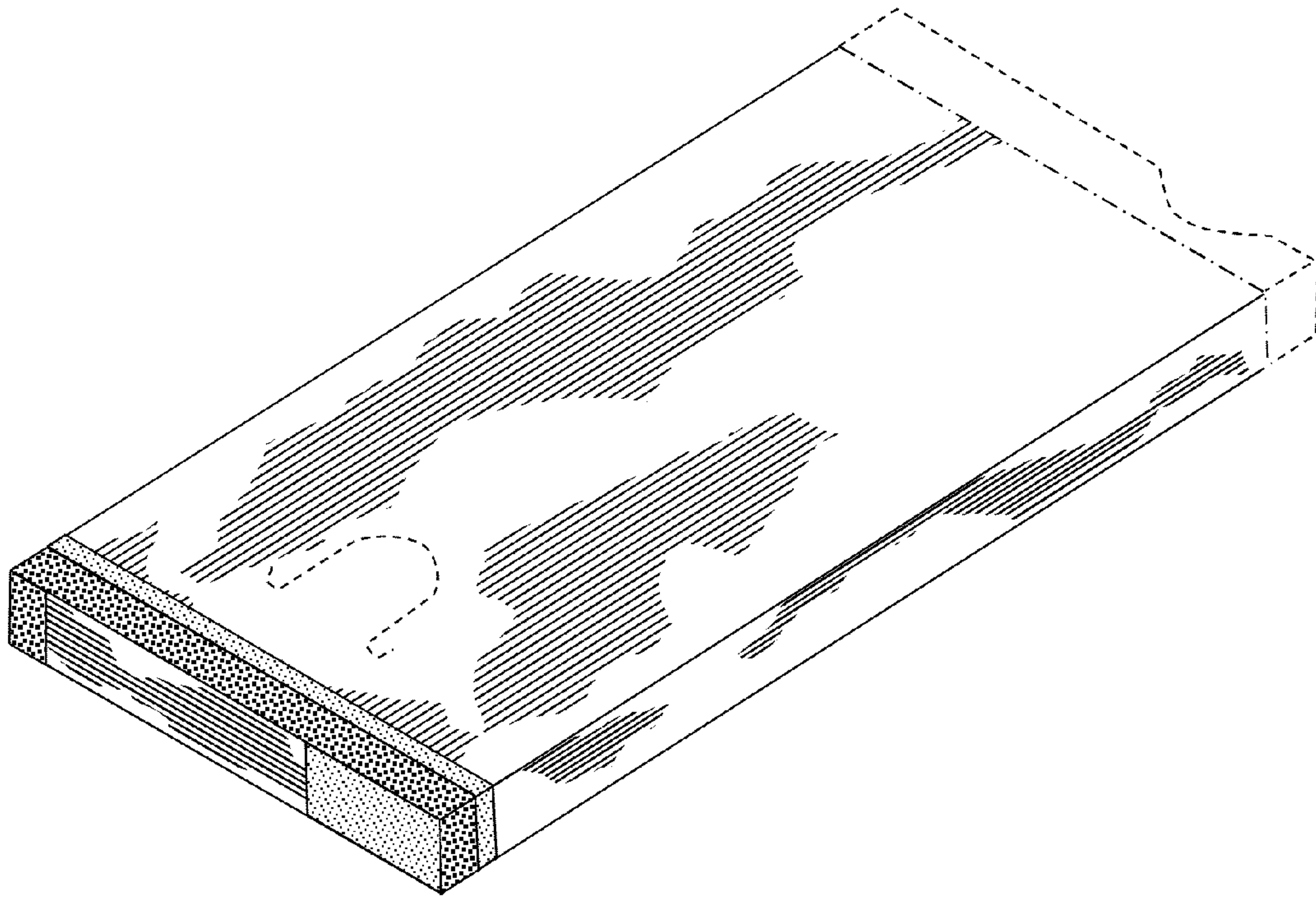


FIG. 19




FIG. 20




FIG. 21

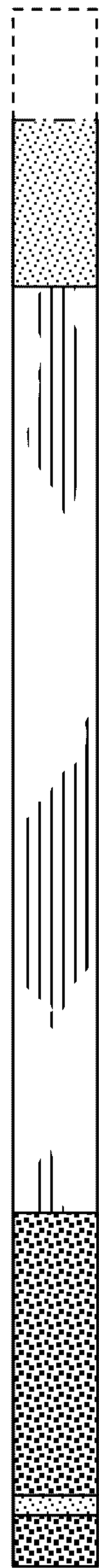


FIG. 22

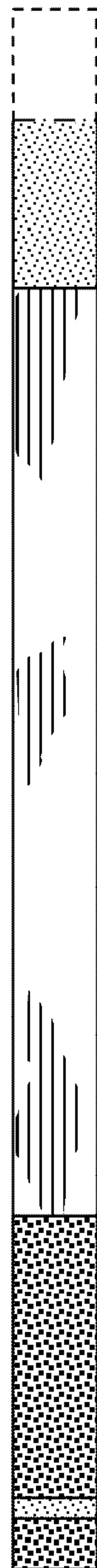


FIG. 23

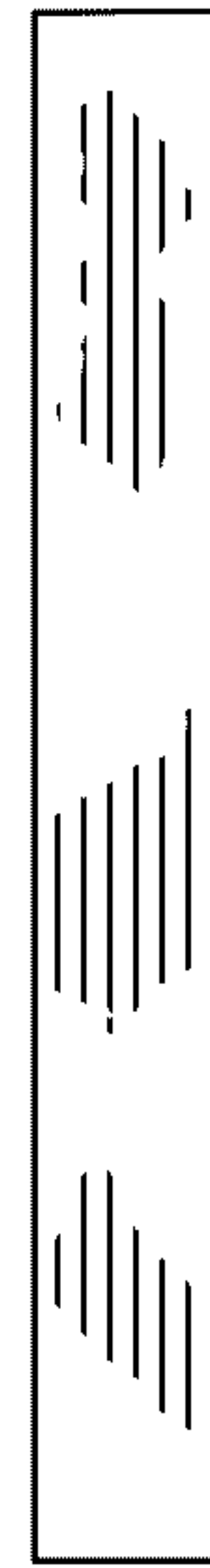


FIG. 24

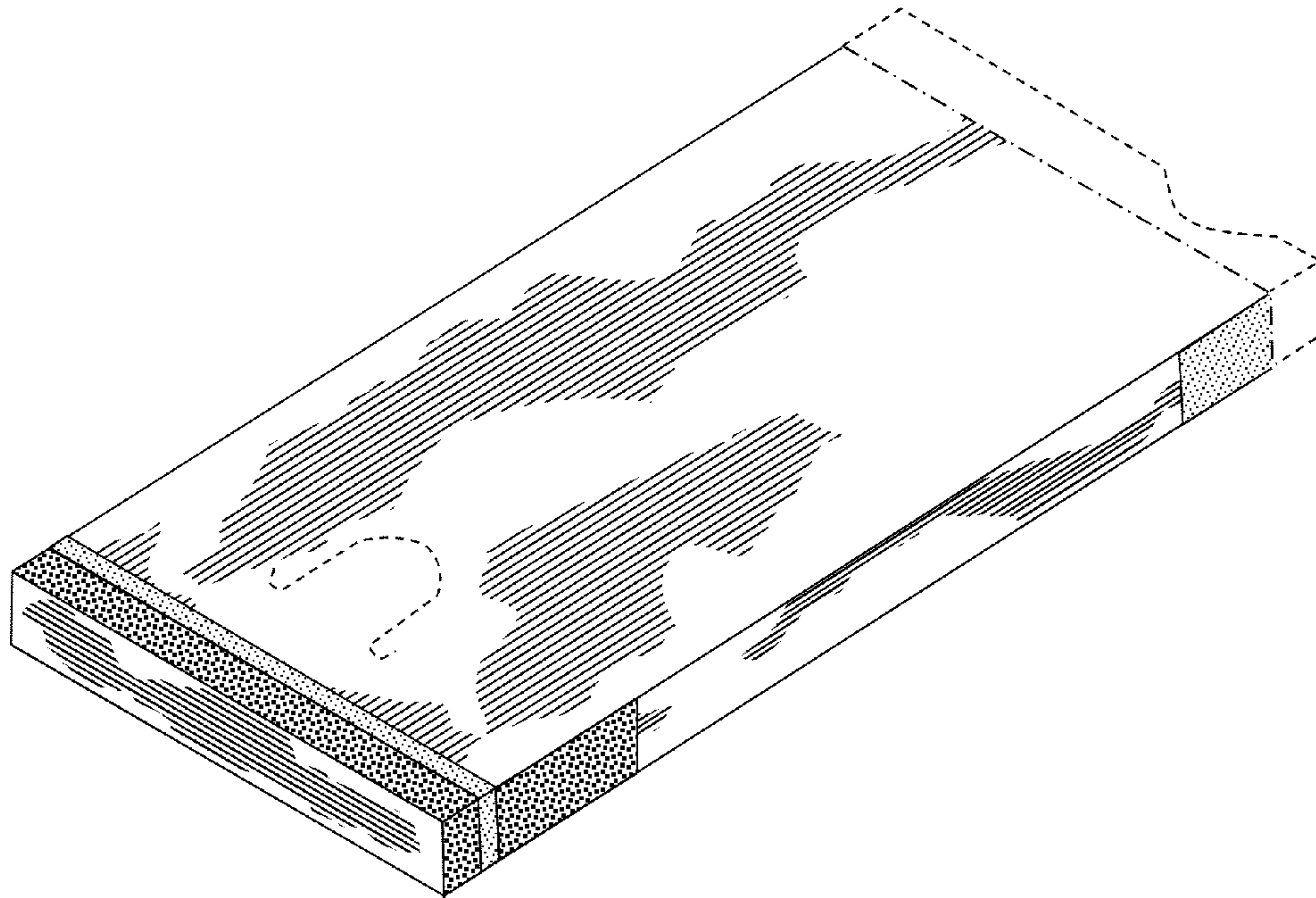


FIG. 25




FIG. 26




FIG. 27

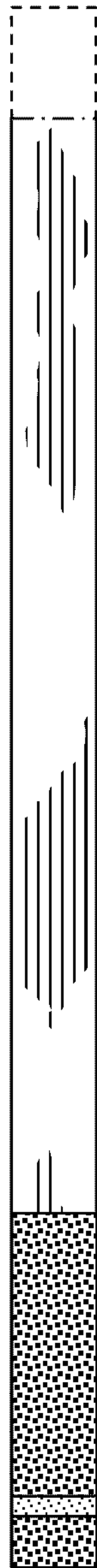


FIG. 28




FIG. 29

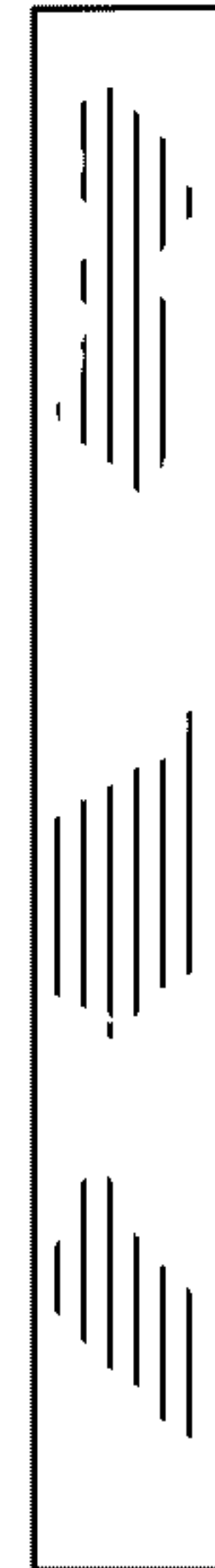


FIG. 30

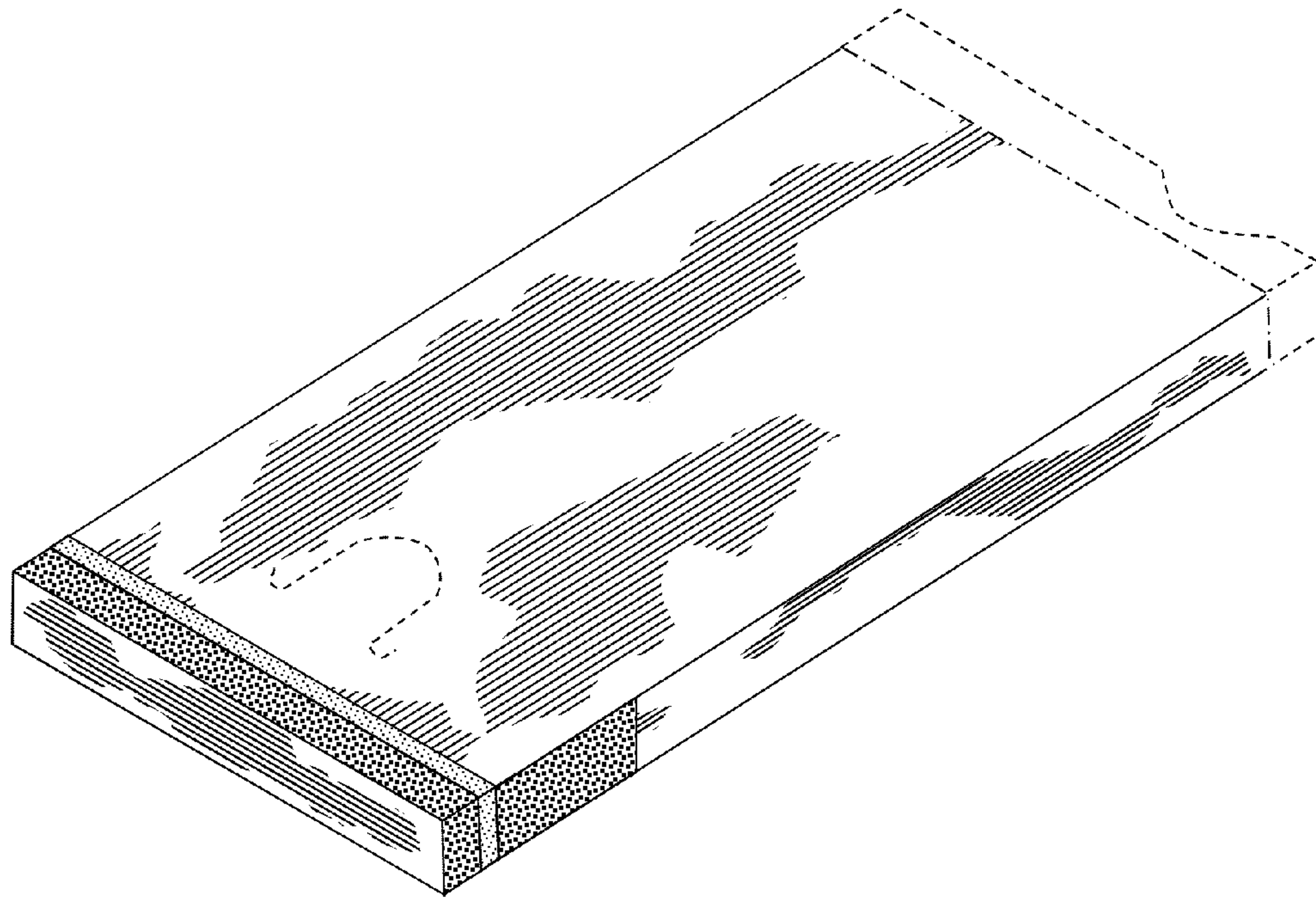


FIG. 31




FIG. 32




FIG. 33

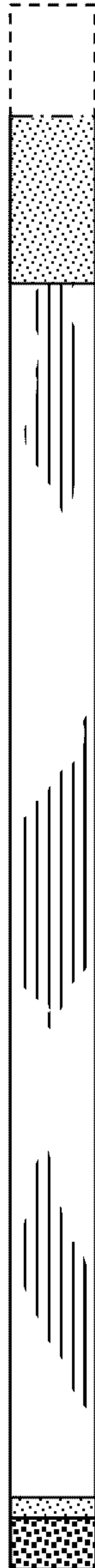


FIG. 34



FIG. 35

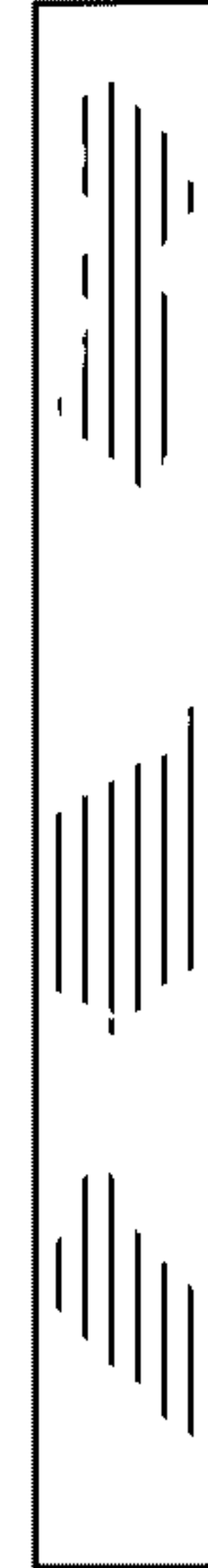


FIG. 36

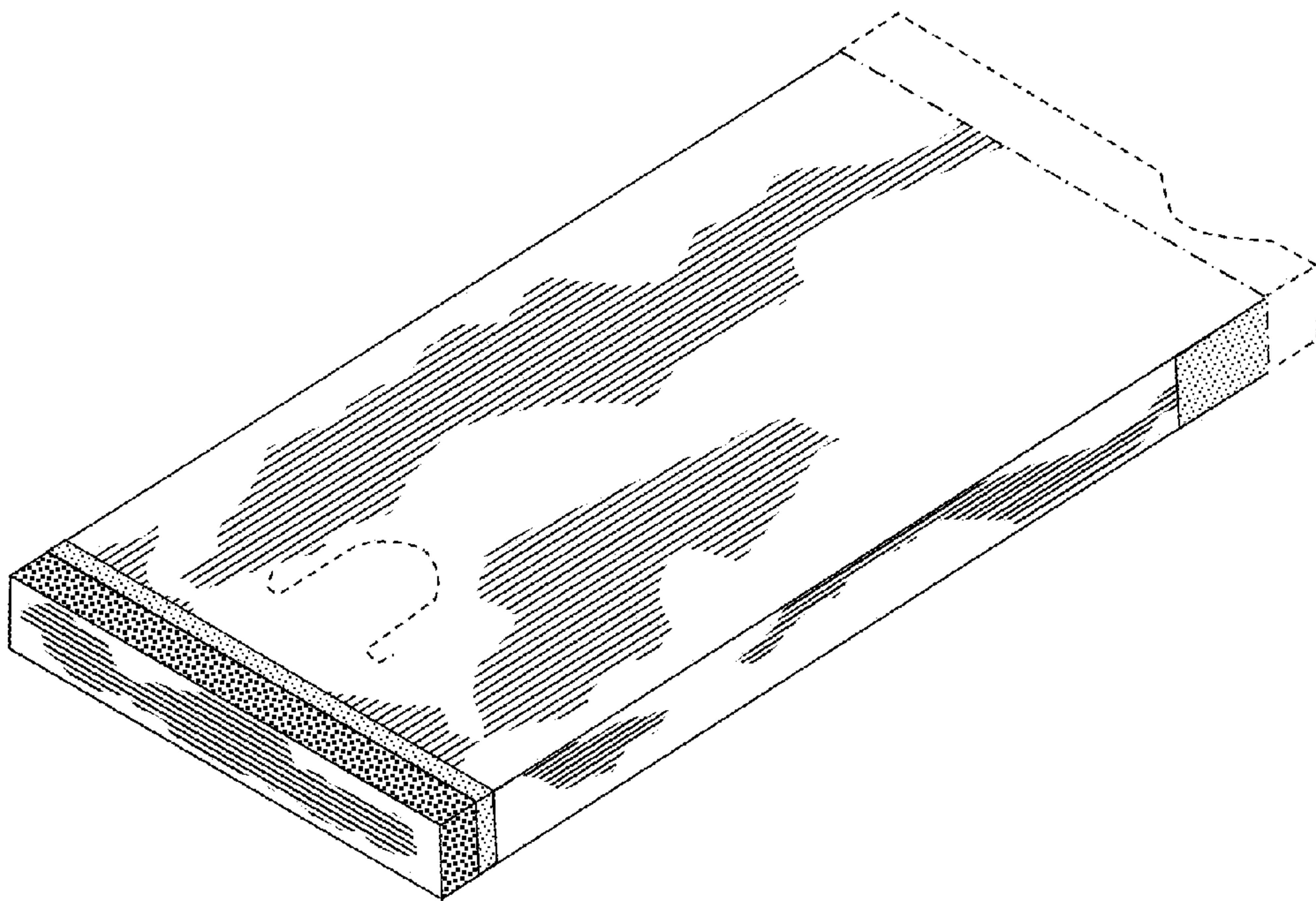


FIG. 37




FIG. 38




FIG. 39

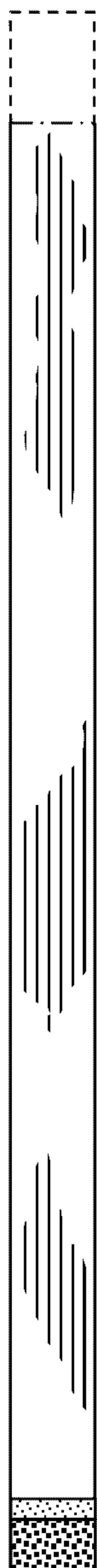


FIG. 40




FIG. 41

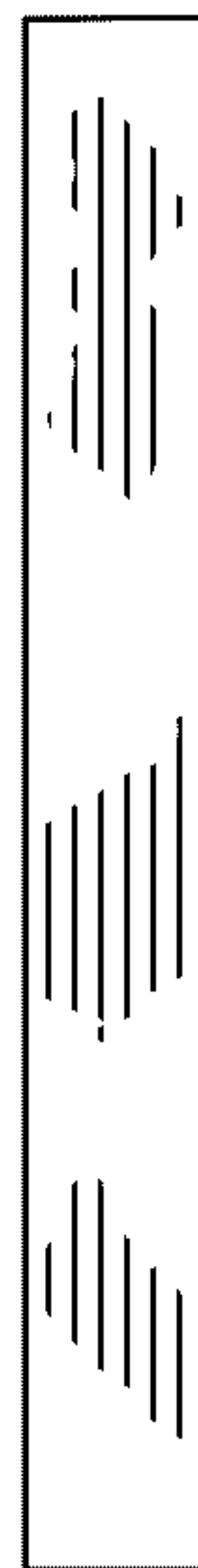


FIG. 42

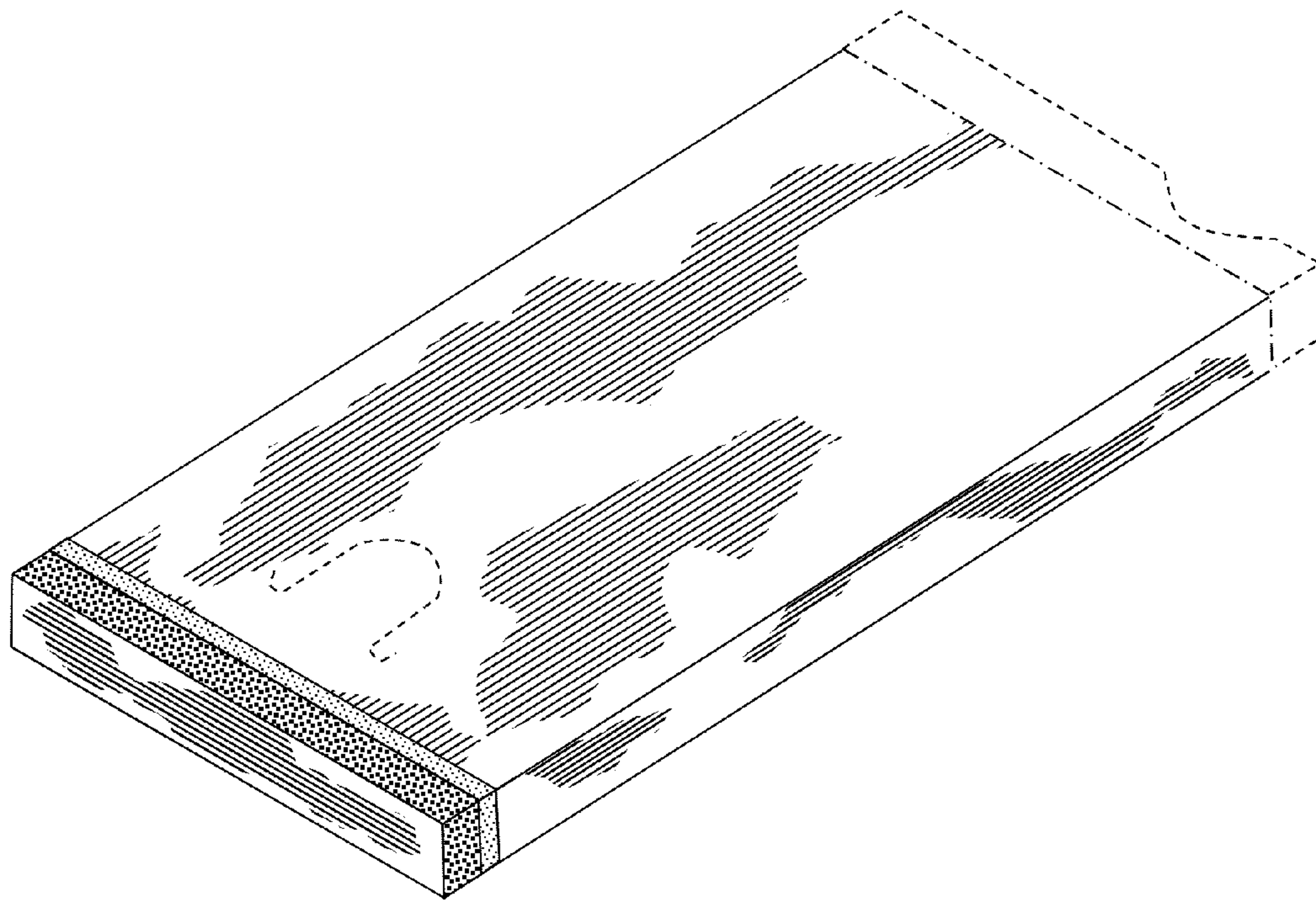


FIG. 43




FIG. 44




FIG. 45

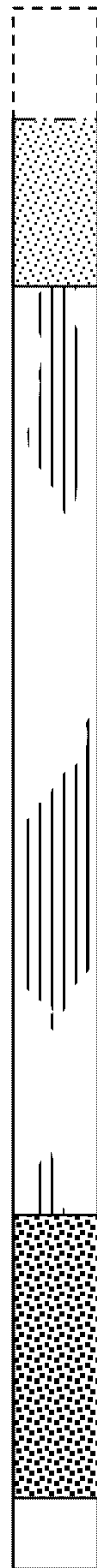


FIG. 46



FIG. 47

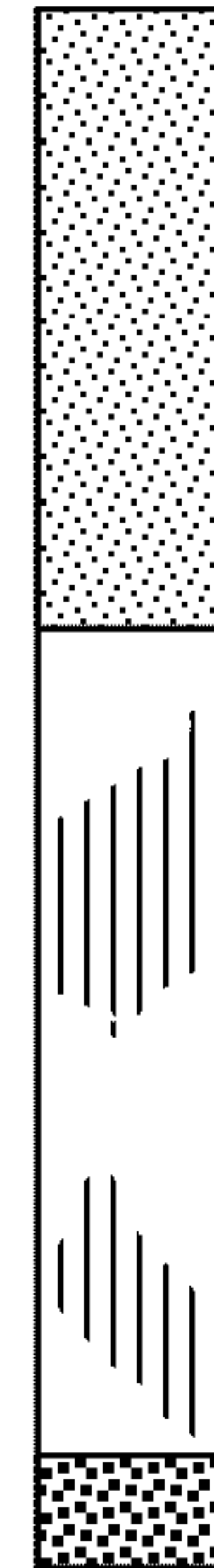


FIG. 48

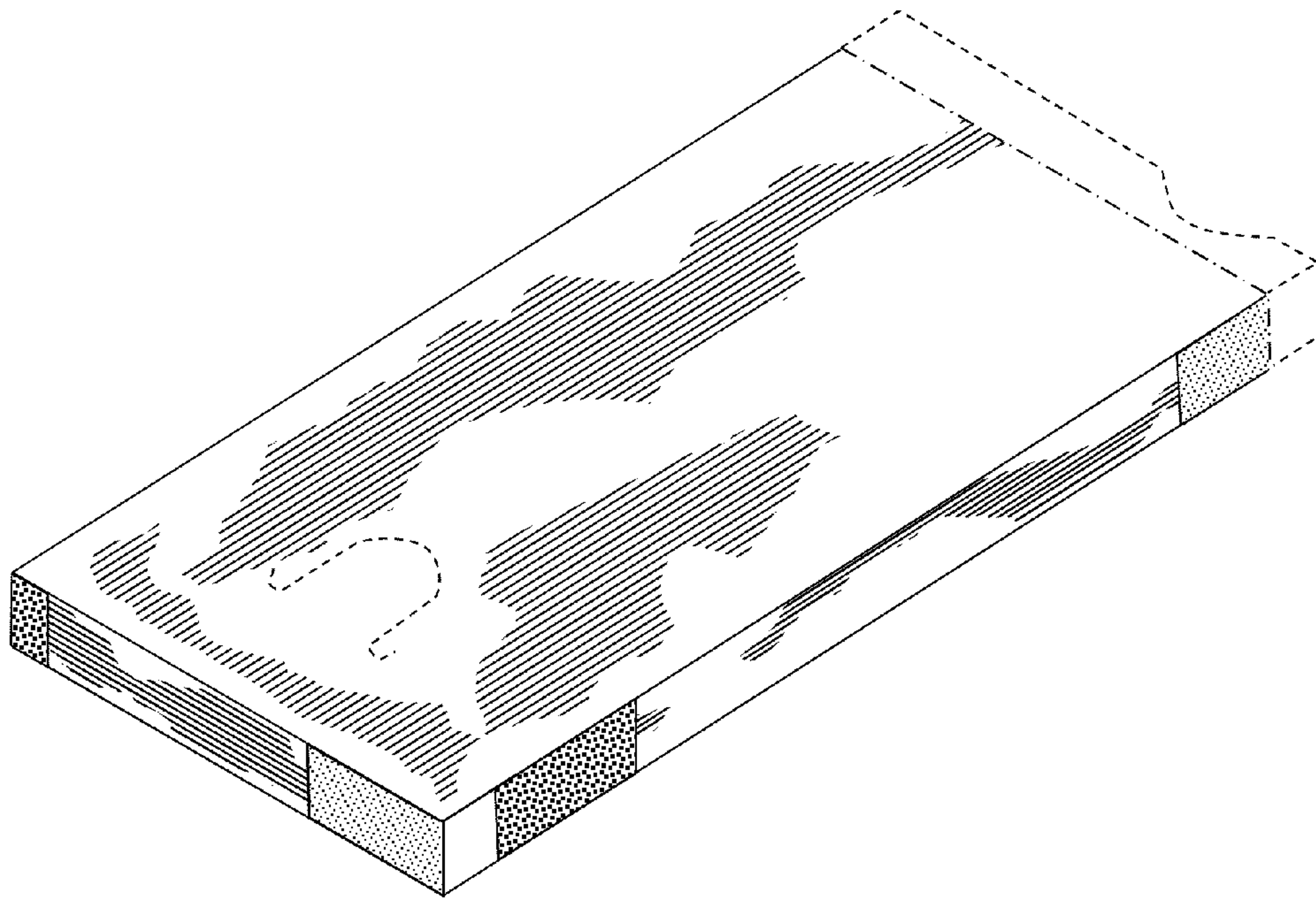


FIG. 49




FIG. 50




FIG. 51

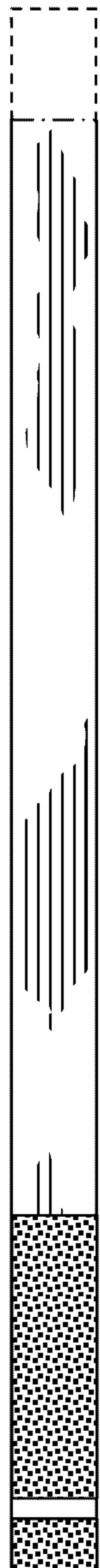


FIG. 52

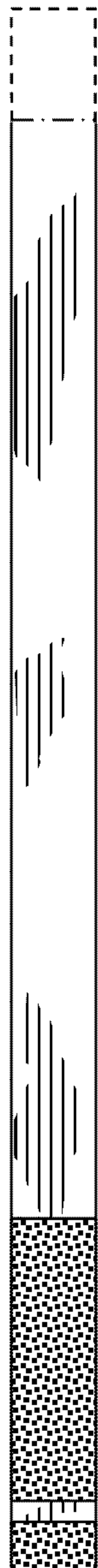


FIG. 53

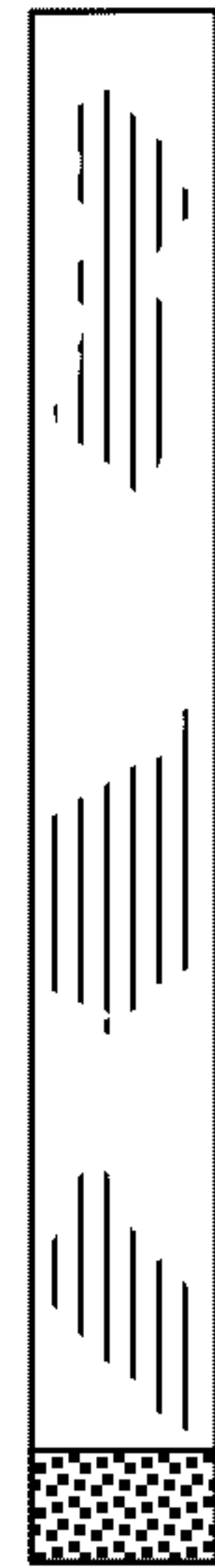


FIG. 54

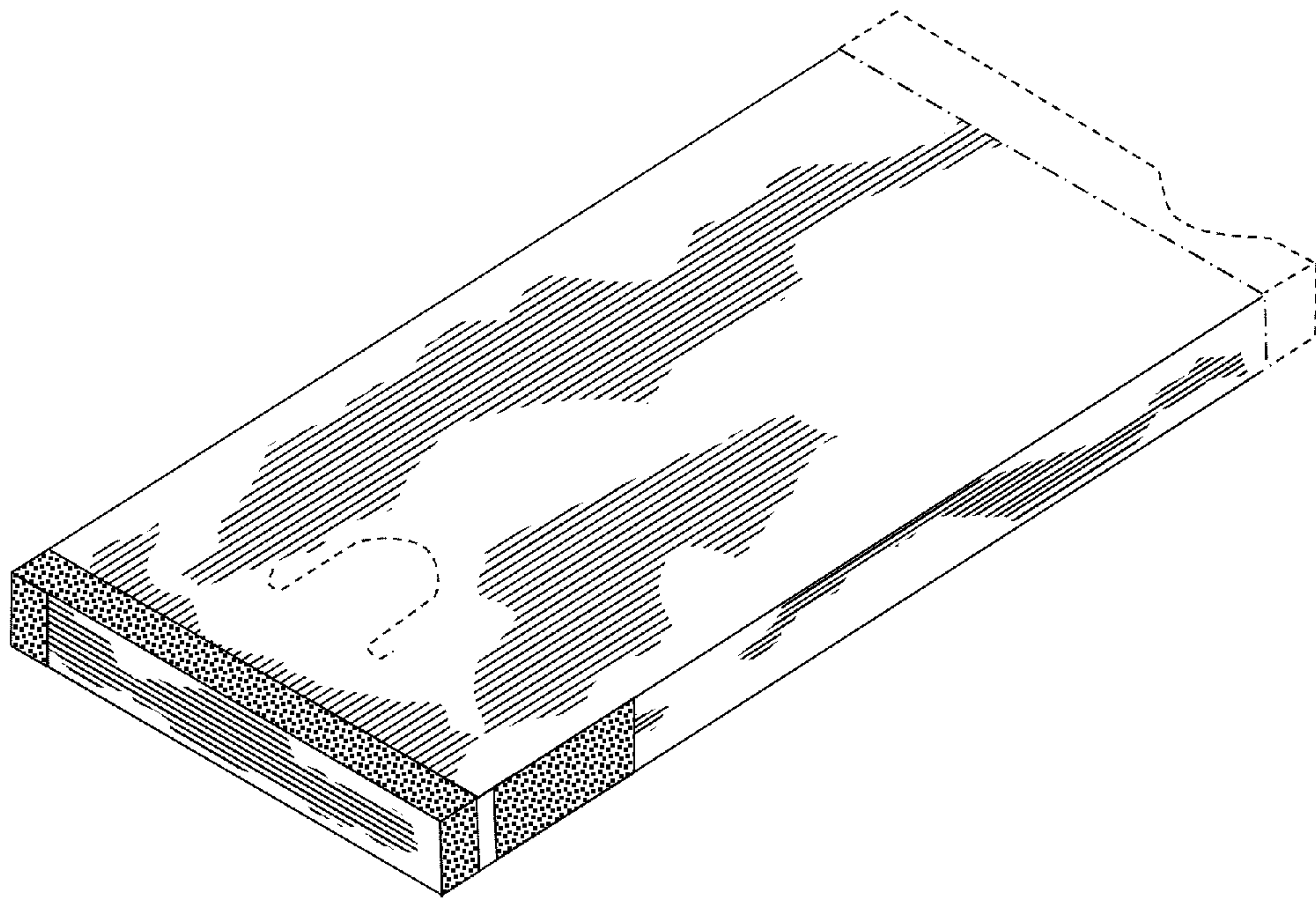


FIG. 55




FIG. 56




FIG. 57

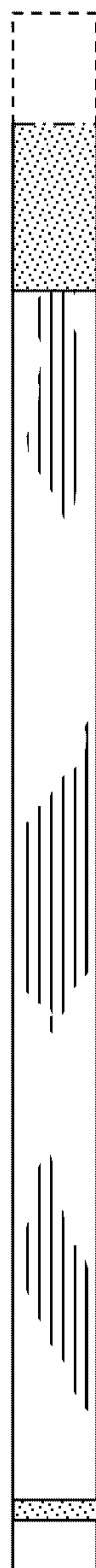


FIG. 58

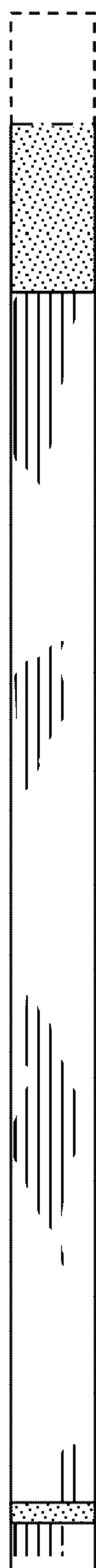


FIG. 59

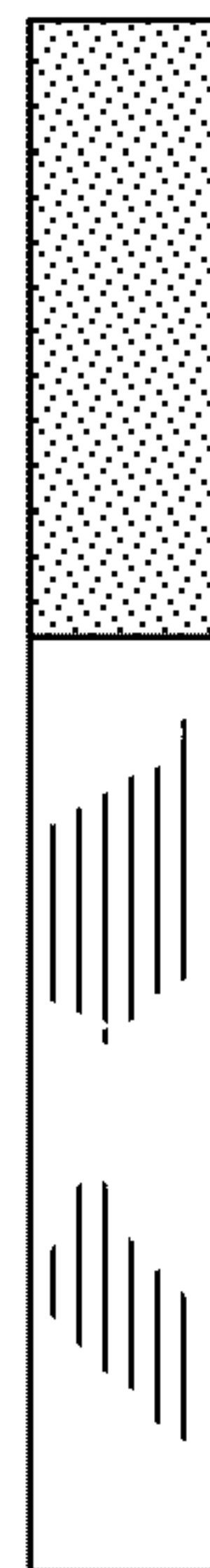


FIG. 60

