

US00D699560S

(12) **United States Design Patent**
Lee

(10) **Patent No.:** **US D699,560 S**
(45) **Date of Patent:** **** Feb. 18, 2014**

(54) **ORAL CARE IMPLEMENT PACKAGE**

D642,047 S 7/2011 Nanda
D684,040 S * 6/2013 Bloch et al. D9/415
D690,584 S * 10/2013 Bloch et al. D9/415

(75) Inventor: **David K. Lee**, New Brunswick, NJ (US)

(73) Assignee: **Colgate-Palmolive Company**, New York, NY (US)

(**) Term: **14 Years**

(21) Appl. No.: **29/429,782**

(22) Filed: **Aug. 16, 2012**

(51) **LOC (10) Cl.** **09-03**

(52) **U.S. Cl.**
USPC **D9/415**

(58) **Field of Classification Search**
USPC D9/415, 416, 417, 418, 419, 414, 420,
D9/424, 430, 431-433, 457, 346, 732, 703,
D9/423; D6/682.4; D11/207; 40/124.01,
40/124.16, 124.191; 206/39, 337, 538,
206/704; 229/72, 75, 113, 116
See application file for complete search history.

(56) **References Cited**

U.S. PATENT DOCUMENTS

D197,737 S * 3/1964 Schultheiss D9/415
D419,063 S 1/2000 Baker et al.
D423,927 S * 5/2000 Senyuva et al. D9/415
D425,414 S 5/2000 Baker et al.
D452,430 S 12/2001 Massari
D452,431 S 12/2001 Massari
D452,432 S 12/2001 Massari
D487,397 S 3/2004 Peghini
D582,765 S 12/2008 Gustafson et al.
D590,245 S 4/2009 Nanda
D611,809 S 3/2010 Borgerson et al.
D616,302 S 5/2010 Borgerson et al.
D629,688 S * 12/2010 Bolsinger D9/457
D631,345 S 1/2011 Gustafson et al.
D632,573 S * 2/2011 Bolsinger D9/457
D634,626 S 3/2011 Gustafson et al.

FOREIGN PATENT DOCUMENTS

AL 323728 1/2009
AU 140626 5/2000
AU 147391 4/2002
AU 303119 9/2005
AU 323730 1/2009
AU 323731 1/2009
AU 342325 5/2012
BR DI6003041 6/2001
CA 94864 2/2002
CA 94865 2/2002
CA 94866 2/2002
CA 109764 12/2006
CA 112429 12/2006
CA 125528 6/2009

(Continued)

Primary Examiner — Robert M Spear
Assistant Examiner — Rhea Shields
(74) *Attorney, Agent, or Firm* — Judy W. Chung

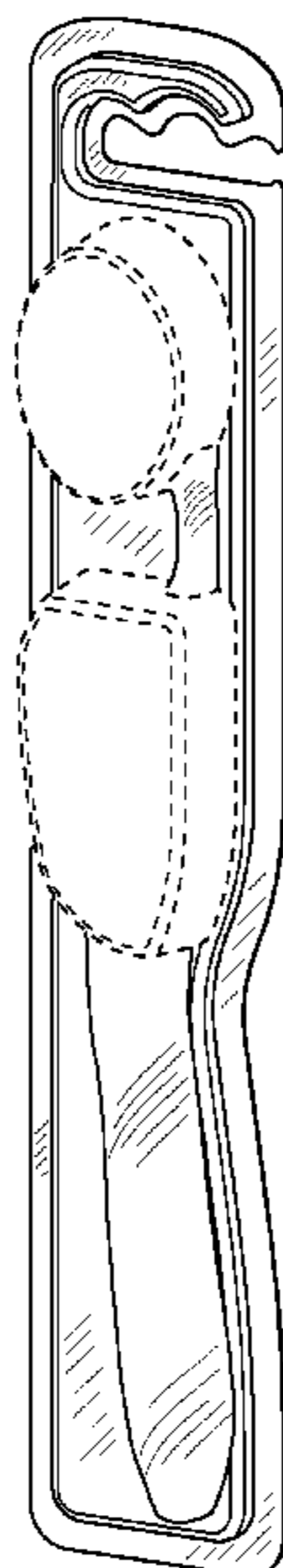
(57) **CLAIM**

The ornamental design for an oral care implement package, as shown and described.

DESCRIPTION

FIG. 1 is a perspective view of an oral care implement package according to my new design;
FIG. 2 is a front view thereof;
FIG. 3 is a rear view thereof;
FIG. 4 is a left side view thereof;
FIG. 5 is a right side view thereof;
FIG. 6 is a top view thereof; and,
FIG. 7 is a bottom view thereof.
All broken lines shown in the drawings are for the purpose of illustrating environmental structure and form no part of the claimed design.

1 Claim, 4 Drawing Sheets



(56)

References Cited

FOREIGN PATENT DOCUMENTS

CA	128865	5/2010
CA	128866	5/2010
CA	128868	5/2010
CN	301175636	4/2010
CN	301536427	5/2011
CN	301840453	2/2012
EM	000093497-0001	10/2003
EM	000093497-0002	10/2003
EM	000093497-0003	10/2003
EM	000267463-0001	11/2004
EM	000267463-0002	11/2004

EM	000267463-0003	11/2004
EM	000819271-0001	11/2007
EM	000927504-0001	4/2008
EM	000927504-0002	4/2008
EM	000927504-0003	4/2008
EM	000927504-0004	4/2008
EM	000927504-0005	4/2008
EM	000929054-0005	4/2008
EM	000929054-0006	4/2008
MX	12390	4/2001
MX	15198	7/2003
MX	28018	4/2009
MX	29210	9/2009
RU	72040	9/2009

* cited by examiner

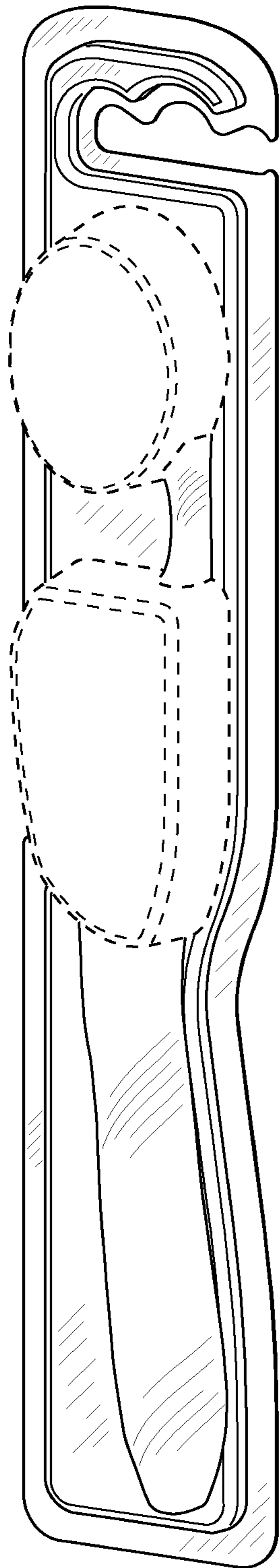


Fig. 1

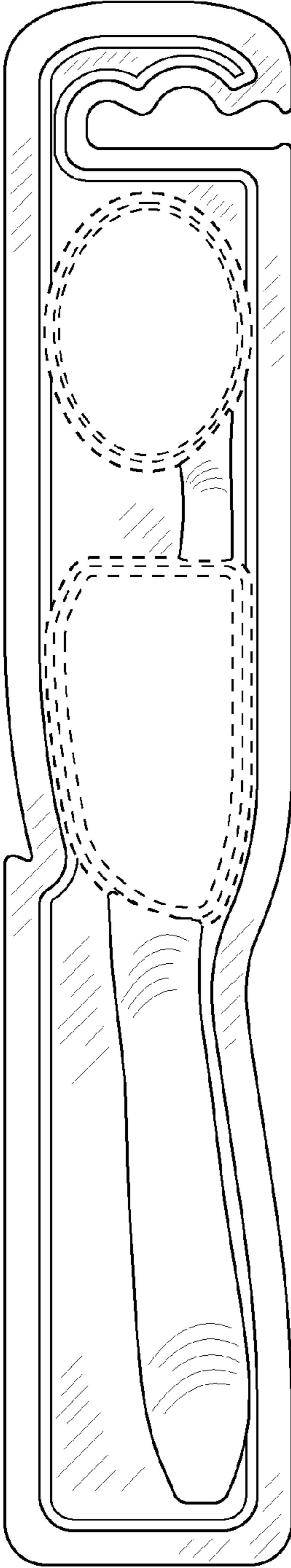


Fig. 2

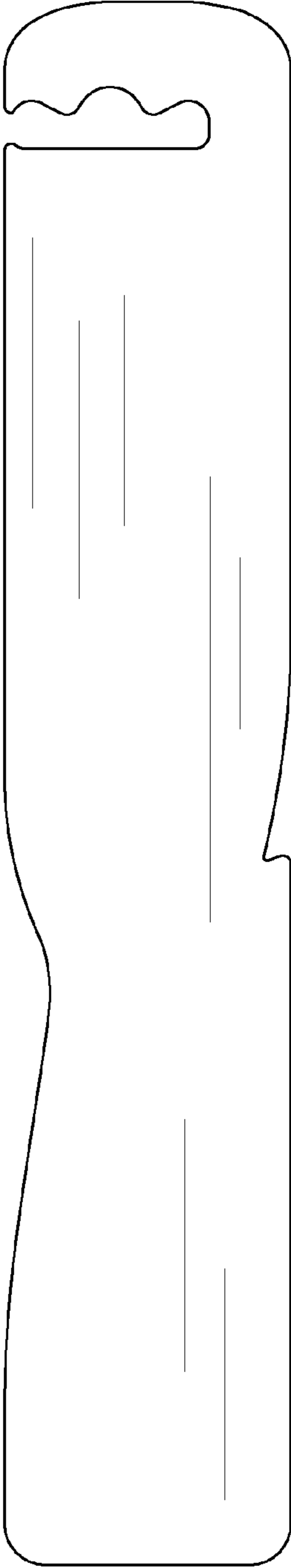


Fig. 3

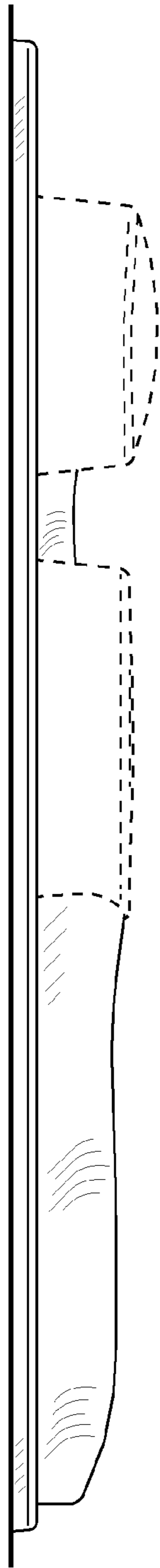


Fig. 4

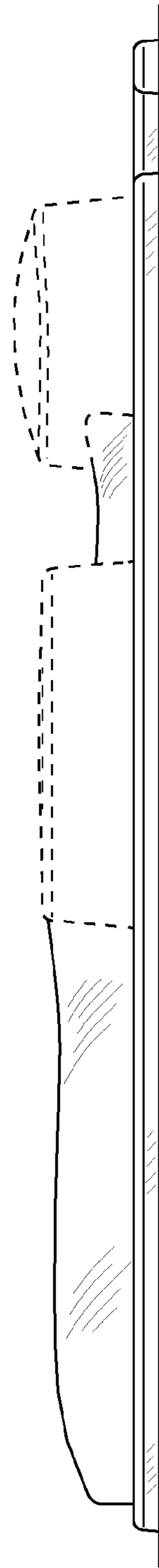


Fig. 5

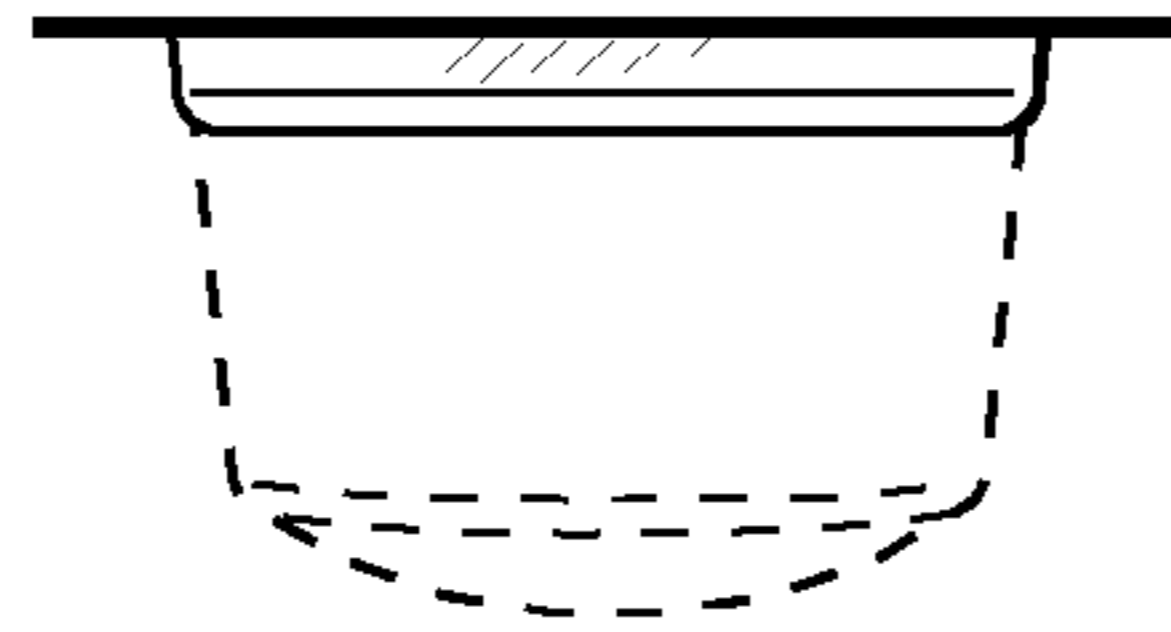


Fig. 6

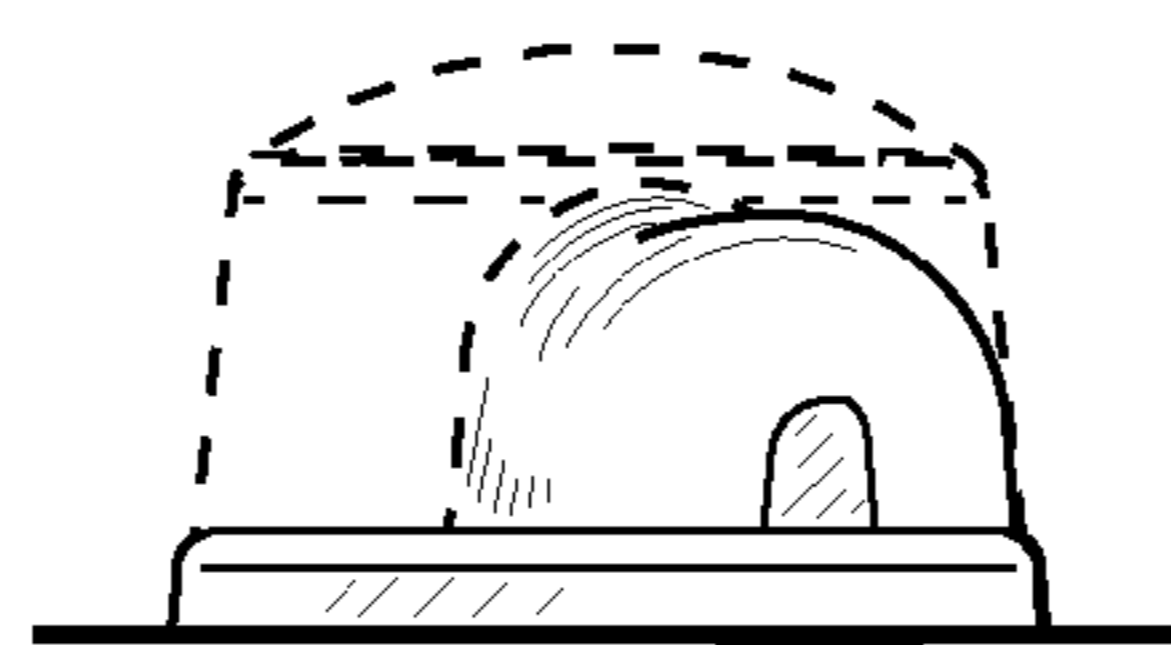


Fig. 7