



US00D699533S

(12) **United States Design Patent**  
**Best**

(10) **Patent No.:** **US D699,533 S**  
(45) **Date of Patent:** **\*\* Feb. 18, 2014**

- (54) **GROUT SEALANT APPLICATOR**
- (76) Inventor: **Timothy M. Best**, Henderson, NV (US)
- (\*\*) Term: **14 Years**
- (21) Appl. No.: **29/424,354**
- (22) Filed: **Jun. 11, 2012**

5,934,816 A	8/1999	Bruttomesco	
5,957,606 A	9/1999	Jafarmadar	
6,386,782 B1	5/2002	White, Sr.	
6,435,134 B1	8/2002	Ho	
6,484,667 B2 *	11/2002	Pelletier	119/72.5
D476,451 S *	6/2003	Morgan, Sr.	D30/121
6,584,637 B1	7/2003	Witter	
6,626,331 B2	9/2003	Yenglin	
6,688,500 B1 *	2/2004	Cheng	222/482
6,698,961 B2	3/2004	Pollock	
6,786,180 B1	9/2004	Cheng	
D573,425 S *	7/2008	Post et al.	D8/14.1
D582,738 S *	12/2008	Oliver et al.	D8/14.1
D590,673 S *	4/2009	Guo	D8/14.1
D591,099 S *	4/2009	Bruce	D7/301
D636,238 S *	4/2011	Elmelund	D8/14.1

**Related U.S. Application Data**

- (62) Division of application No. 12/072,969, filed on Feb. 29, 2008, now abandoned.
- (51) **LOC (10) Cl.** ..... **08-05**
- (52) **U.S. Cl.**  
USPC ..... **D8/45**
- (58) **Field of Classification Search**  
USPC ..... D8/14.1, 30, 45; 119/54, 72.5; 222/327, 222/334; 401/140, 193, 198, 208; 425/87  
See application file for complete search history.

\* cited by examiner

*Primary Examiner* — Philip S Hyder  
*Assistant Examiner* — Roselynn Cody  
(74) *Attorney, Agent, or Firm* — Robert C Montgomery;  
Montgomery Patent & Design

(56) **References Cited**

U.S. PATENT DOCUMENTS

D27,913 S *	11/1897	Anderson	D8/30
1,122,079 A *	12/1914	Cunneen	401/140
D91,053 S *	11/1933	Butler	D8/14.1
2,008,381 A *	7/1935	Beeg	401/139
D181,600 S *	12/1957	Nilsson	D8/14.1
2,943,768 A *	7/1960	Lindsay	222/327
D218,274 S *	8/1970	Knowles	D8/30
3,589,338 A *	6/1971	Lovitz	119/51.01
D313,848 S *	1/1991	Corso	D24/197
5,226,575 A *	7/1993	Faust	222/611.2
5,244,123 A	9/1993	Benedict	
5,245,951 A *	9/1993	Nicholson	119/72.5
D357,392 S *	4/1995	Kimpel et al.	D8/14.1
5,571,538 A	11/1996	Cloud	

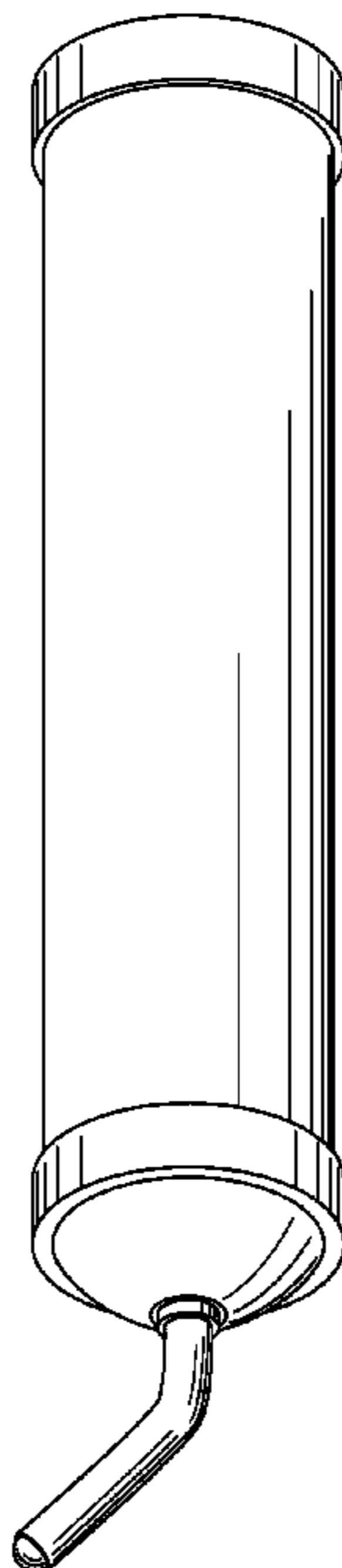
(57) **CLAIM**

The ornamental design for a grout sealant applicator, as shown and described.

**DESCRIPTION**

FIG. 1 is a perspective bottom view of a grout sealant applicator, showing my new design;  
FIG. 2 is a front view thereof;  
FIG. 3 is a rear view thereof;  
FIG. 4 is a left side view thereof with a right side view being a mirror image;  
FIG. 5 is a top view thereof; and,  
FIG. 6 is a bottom view thereof.

**1 Claim, 5 Drawing Sheets**



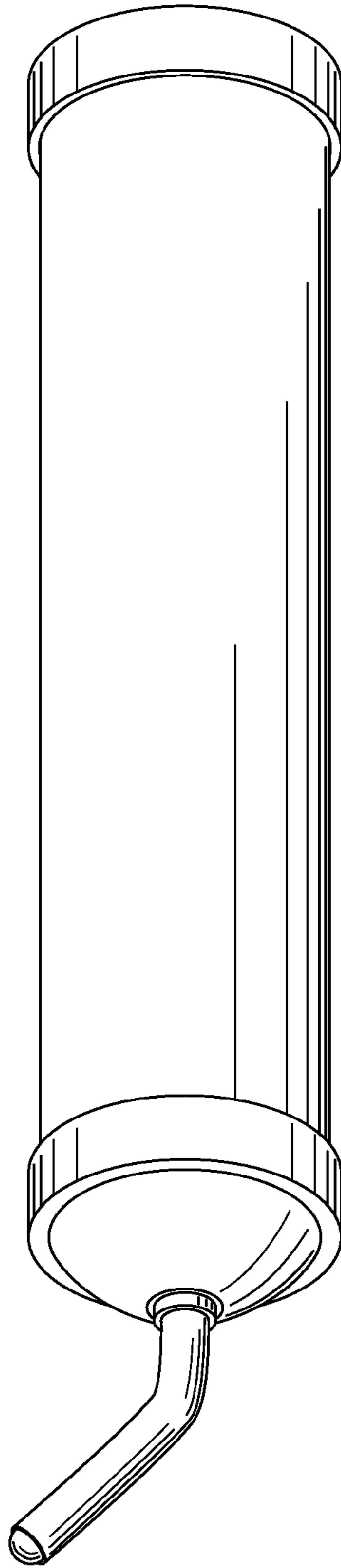


Fig. 1

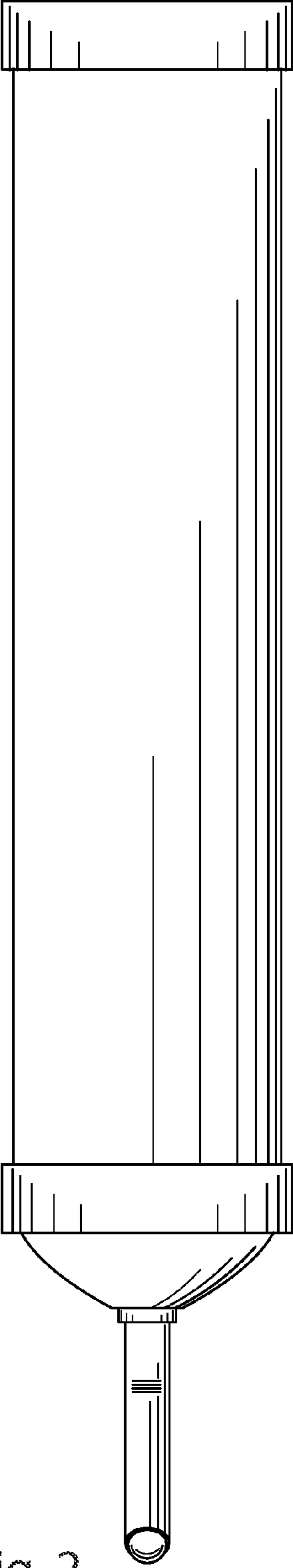


Fig. 2

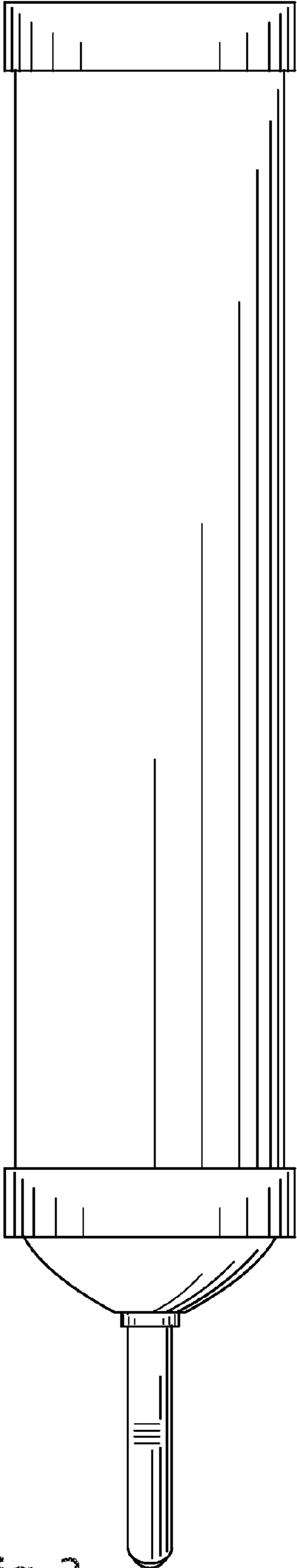


Fig. 3

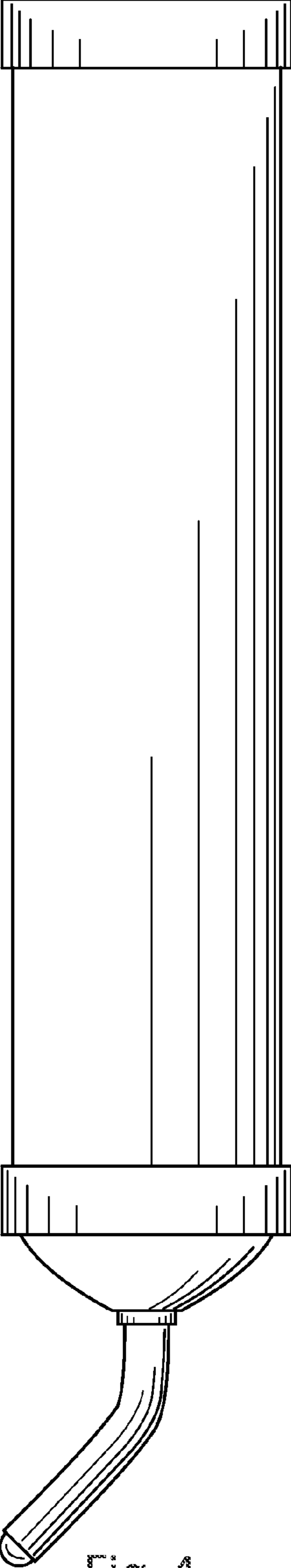


Fig. 4

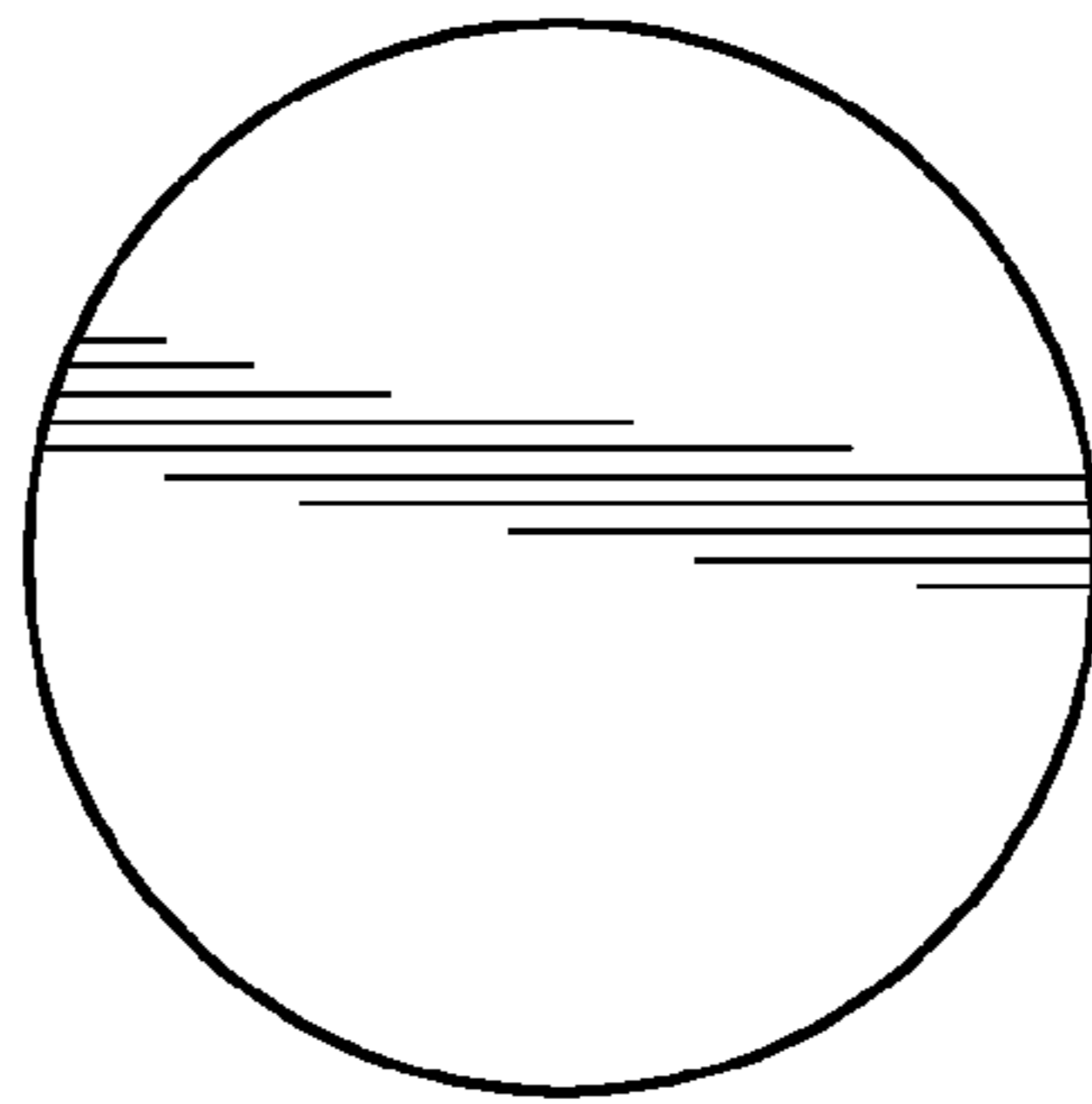


Fig. 5

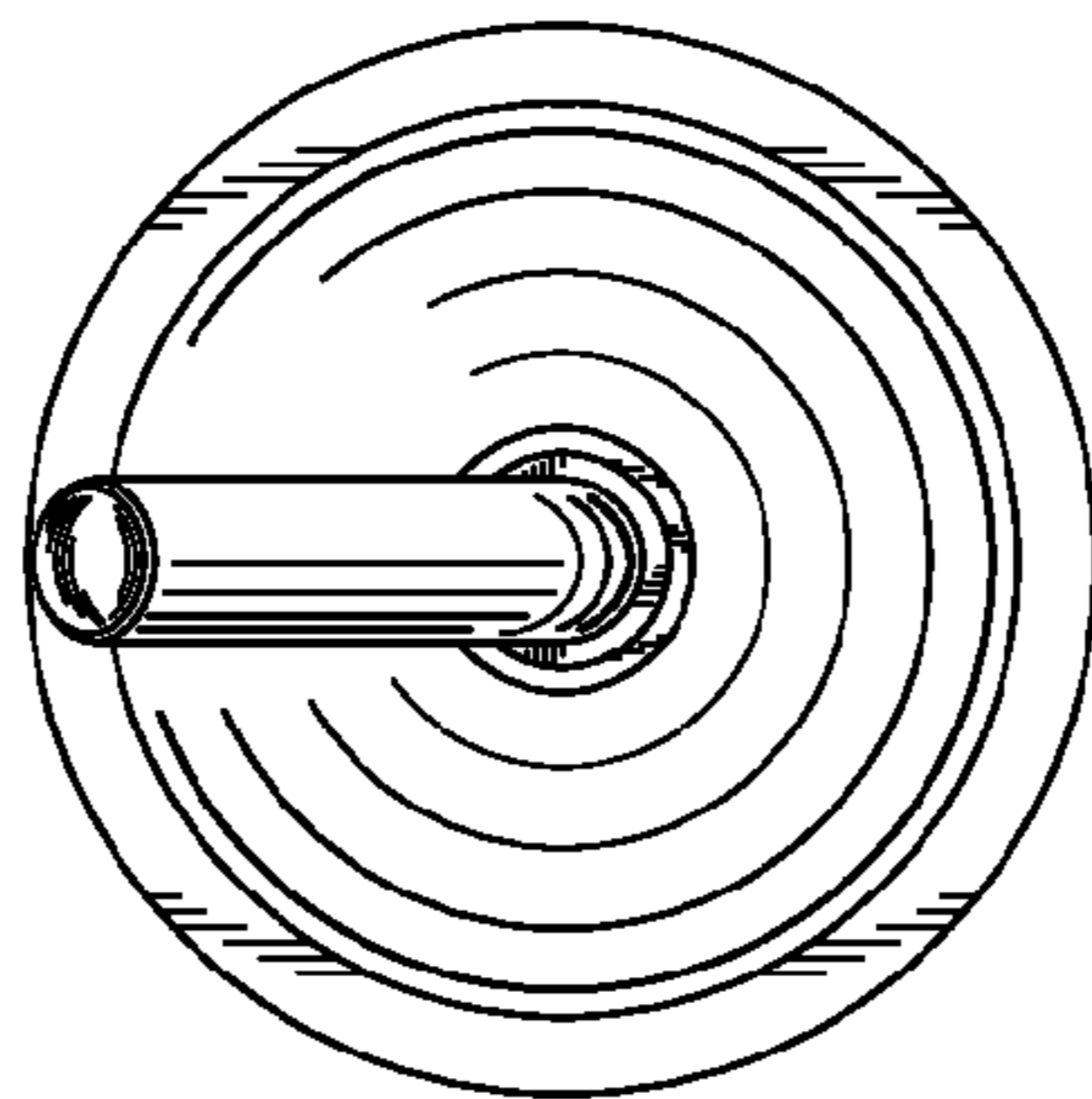


Fig. 6