

US00D699529S

(12) **United States Design Patent**
Randolph et al.

(10) **Patent No.:** **US D699,529 S**

(45) **Date of Patent:** **** Feb. 18, 2014**

(54) **DRAIN SPADE**

(56) **References Cited**

(71) Applicant: **Ames True Temper, Inc.**, Camp Hill, PA
(US)

U.S. PATENT DOCUMENTS

(72) Inventors: **David Randolph**, State College, PA
(US); **James M. Wagner**, Lewistown,
PA (US); **Cloyd R. Shawver**,
Lewistown, PA (US); **Jeff Koenig**,
Mechanicsburg, PA (US); **Dave**
Gallaway, Mount Union, PA (US)

D388,668 S *	1/1998	Rich et al.	D8/10
D527,960 S *	9/2006	Fortier	D8/10
D533,754 S *	12/2006	Fortier	D8/10
D570,654 S *	6/2008	Baker	D8/10
D579,288 S *	10/2008	Baker	D8/10
D601,866 S *	10/2009	Carroll	D8/10
D617,616 S *	6/2010	Randolph et al.	D8/10
D626,390 S *	11/2010	Randolph et al.	
D628,452 S *	12/2010	Randolph et al.	D8/10
D650,250 S *	12/2011	Frenkel	D8/10
D665,637 S *	8/2012	Baker	D8/10

(73) Assignee: **Ames True Temper, Inc.**, Camp Hill, PA
(US)

* cited by examiner

Primary Examiner — Sheryl Lane

(**) Term: **14 Years**

(74) *Attorney, Agent, or Firm* — Eckert Seamans Cherin &
Mellott, LLC; David C. Jenkins

(21) Appl. No.: **29/455,168**

(57) **CLAIM**

The ornamental design for a drain spade, as shown and
described.

(22) Filed: **May 17, 2013**

DESCRIPTION

(51) **LOC (10) Cl.** **08-01**

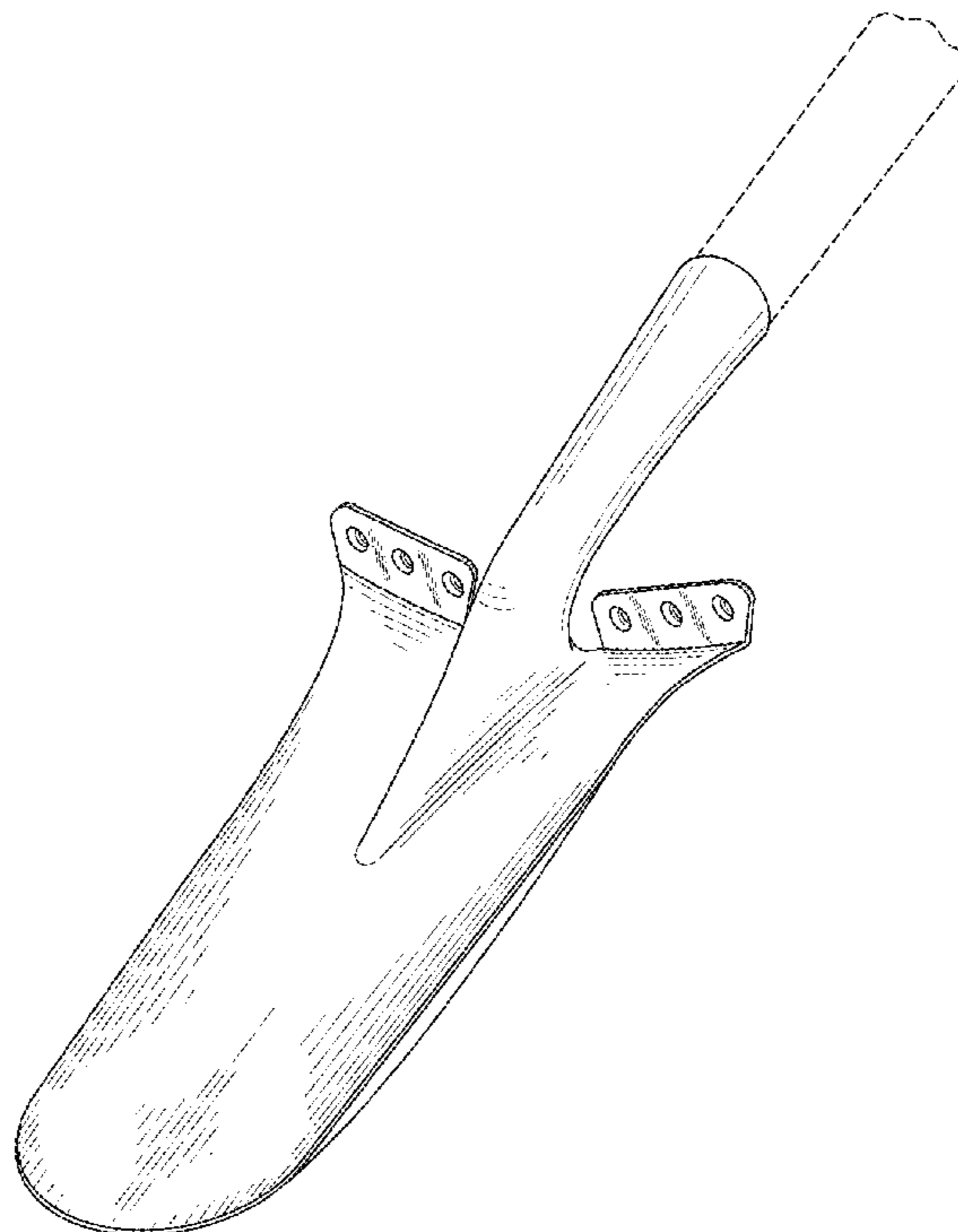
(52) **U.S. Cl.**
USPC **D8/10**

(58) **Field of Classification Search**
USPC D8/7, 10; 294/49, 53.5, 54.5, 57, 55.5,
294/51, 56, 58; 56/400.01, 400.14;
172/371-372

FIG. 1 is an isometric view of the drain spade;
FIG. 2 is a top view of the drain spade;
FIG. 3 is a bottom view of the drain spade;
FIG. 4 is a right view of the drain spade;
FIG. 5 is a left view of the drain spade;
FIG. 6 is a front view of the drain spade; and,
FIG. 7 is a back view of the drain spade.
The broken lines in the drawings depict environmental sub-
ject matter only and form no part of the claimed design.

See application file for complete search history.

1 Claim, 6 Drawing Sheets



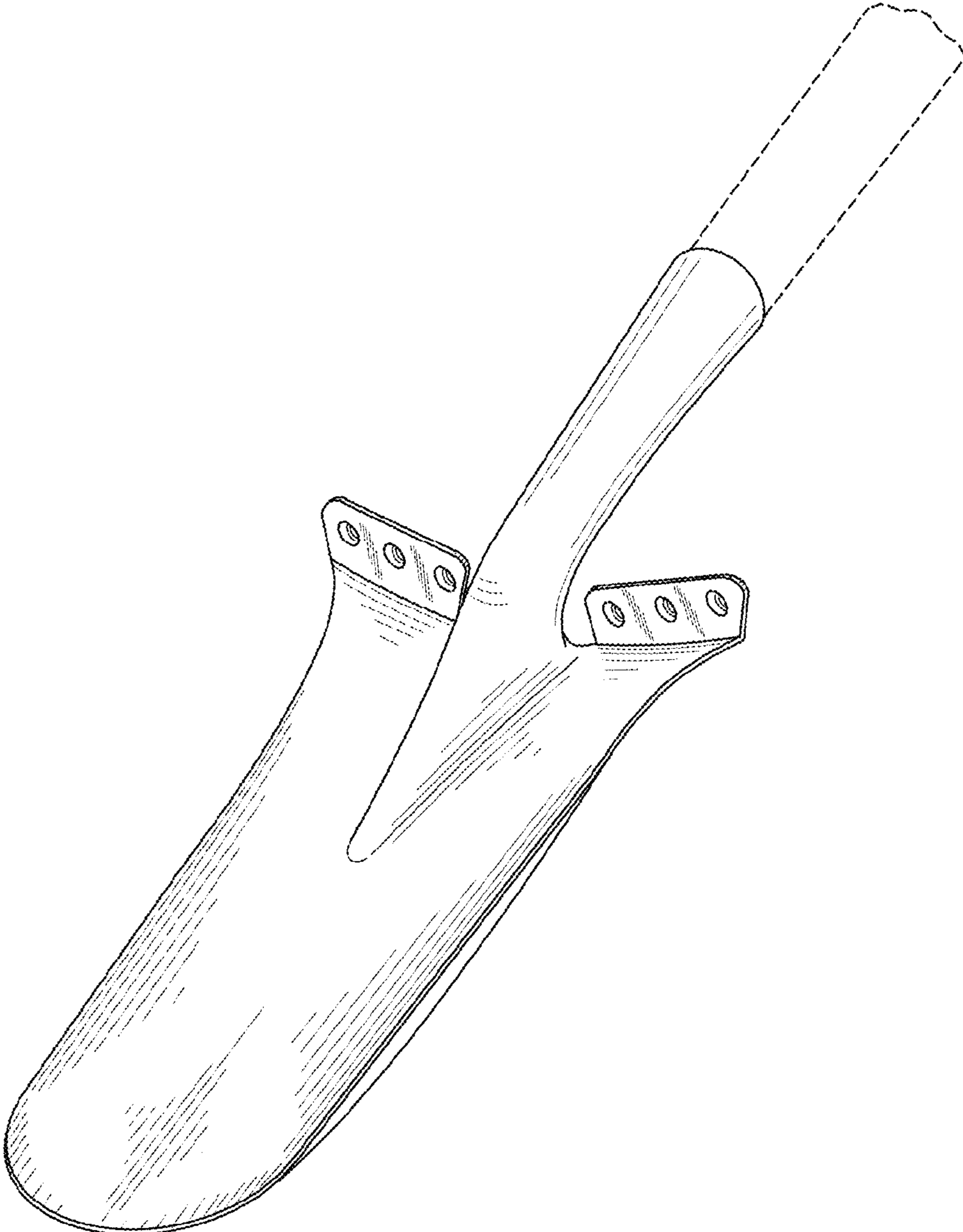


FIG. 1

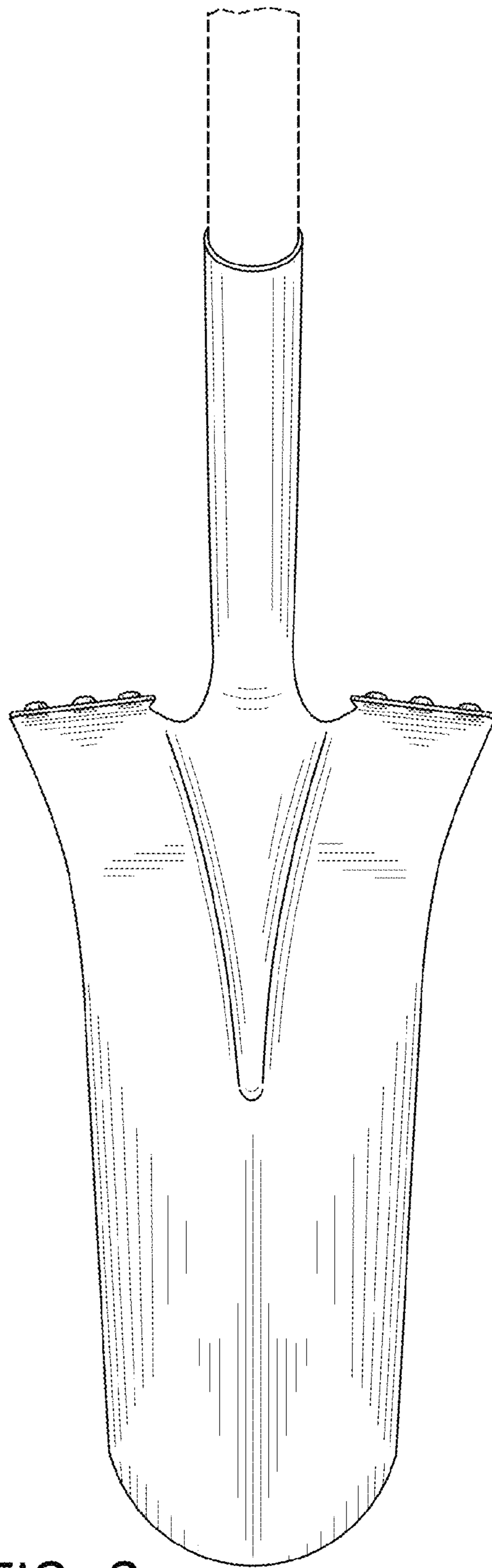


FIG. 2

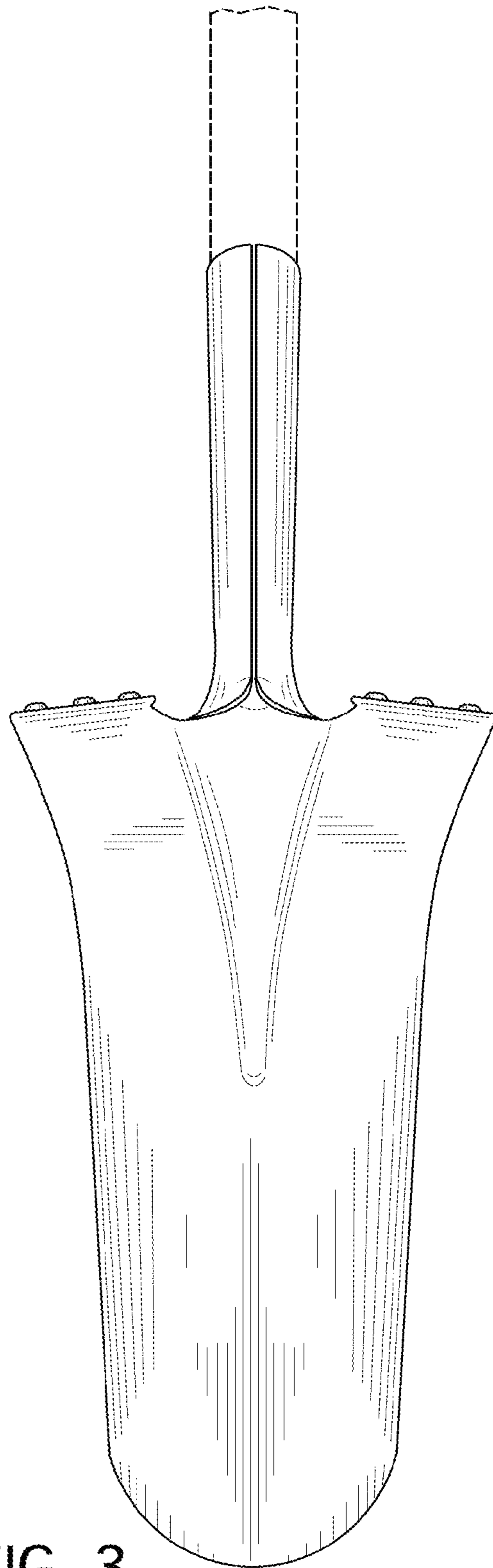


FIG. 3

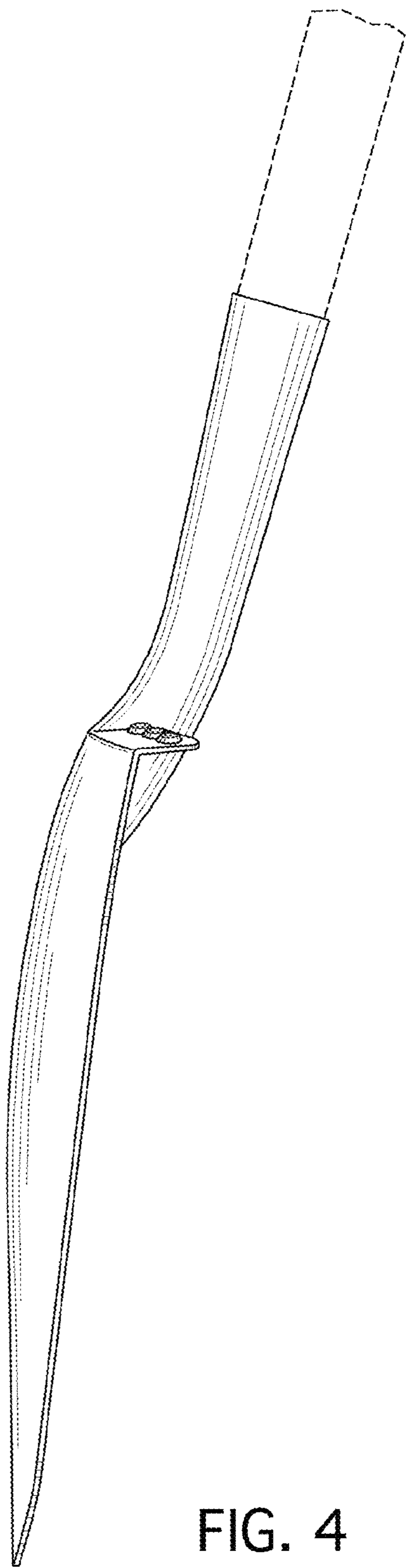


FIG. 4

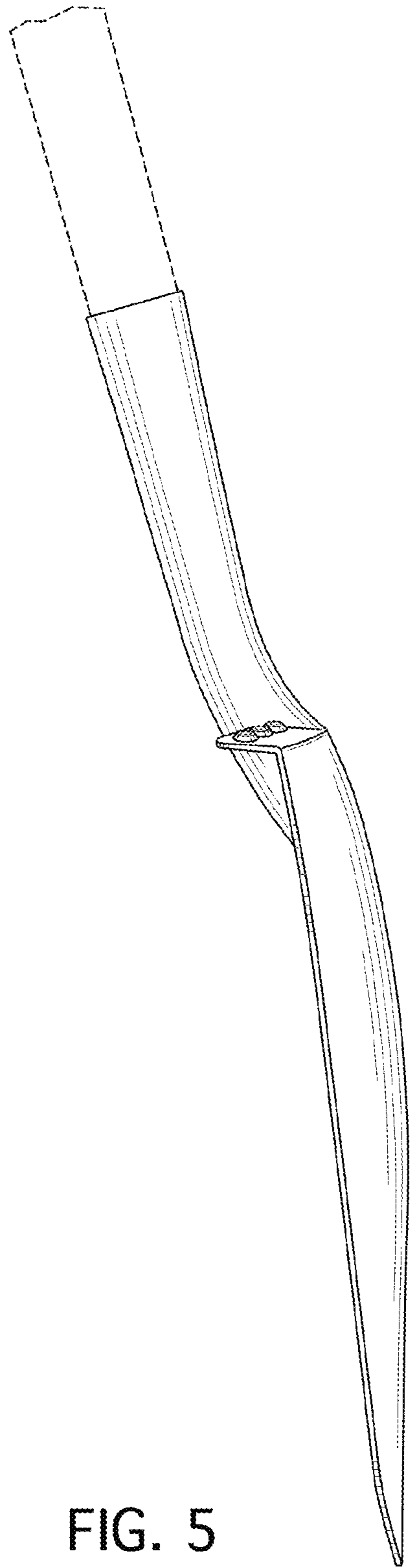


FIG. 5

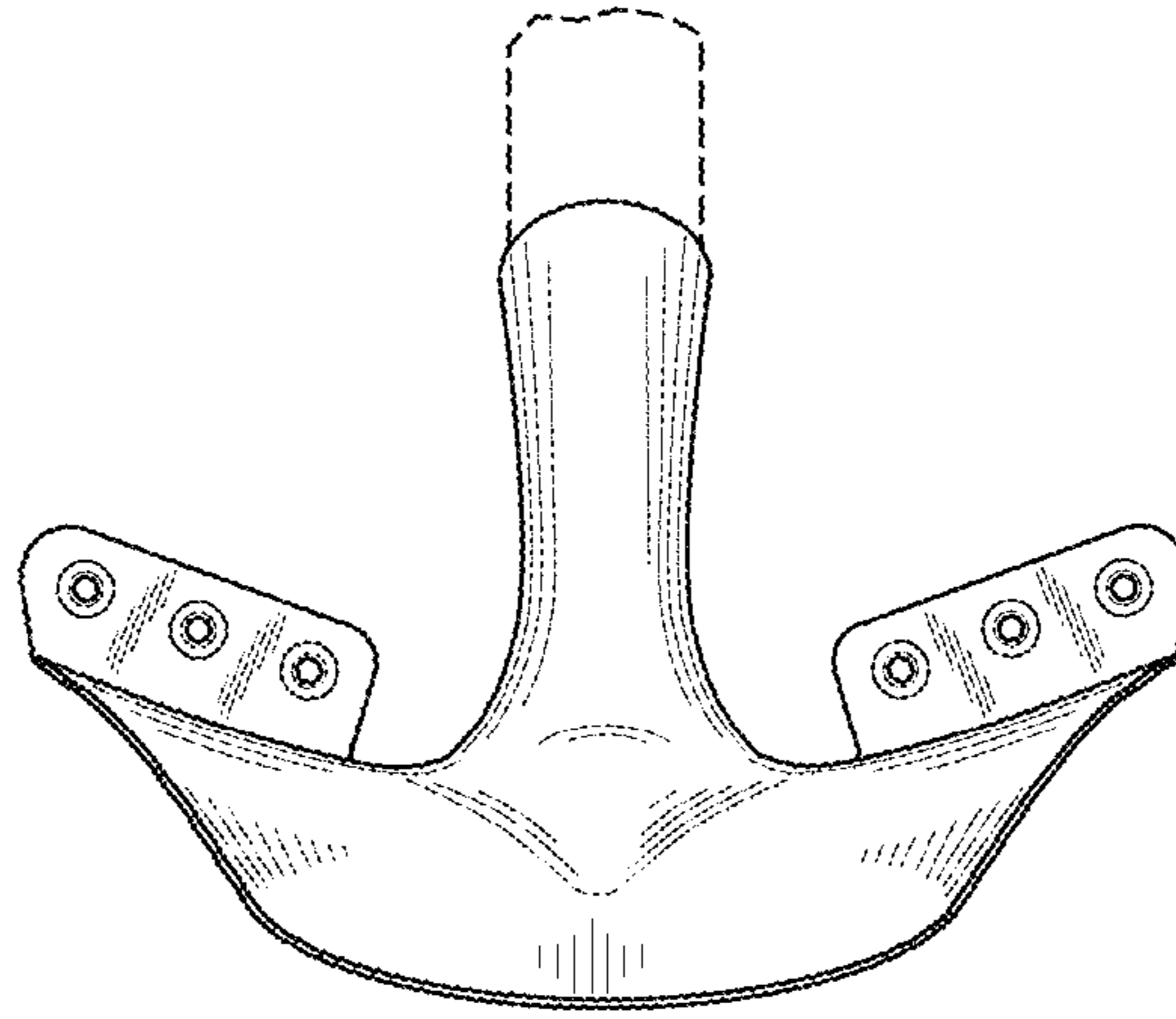


FIG. 6

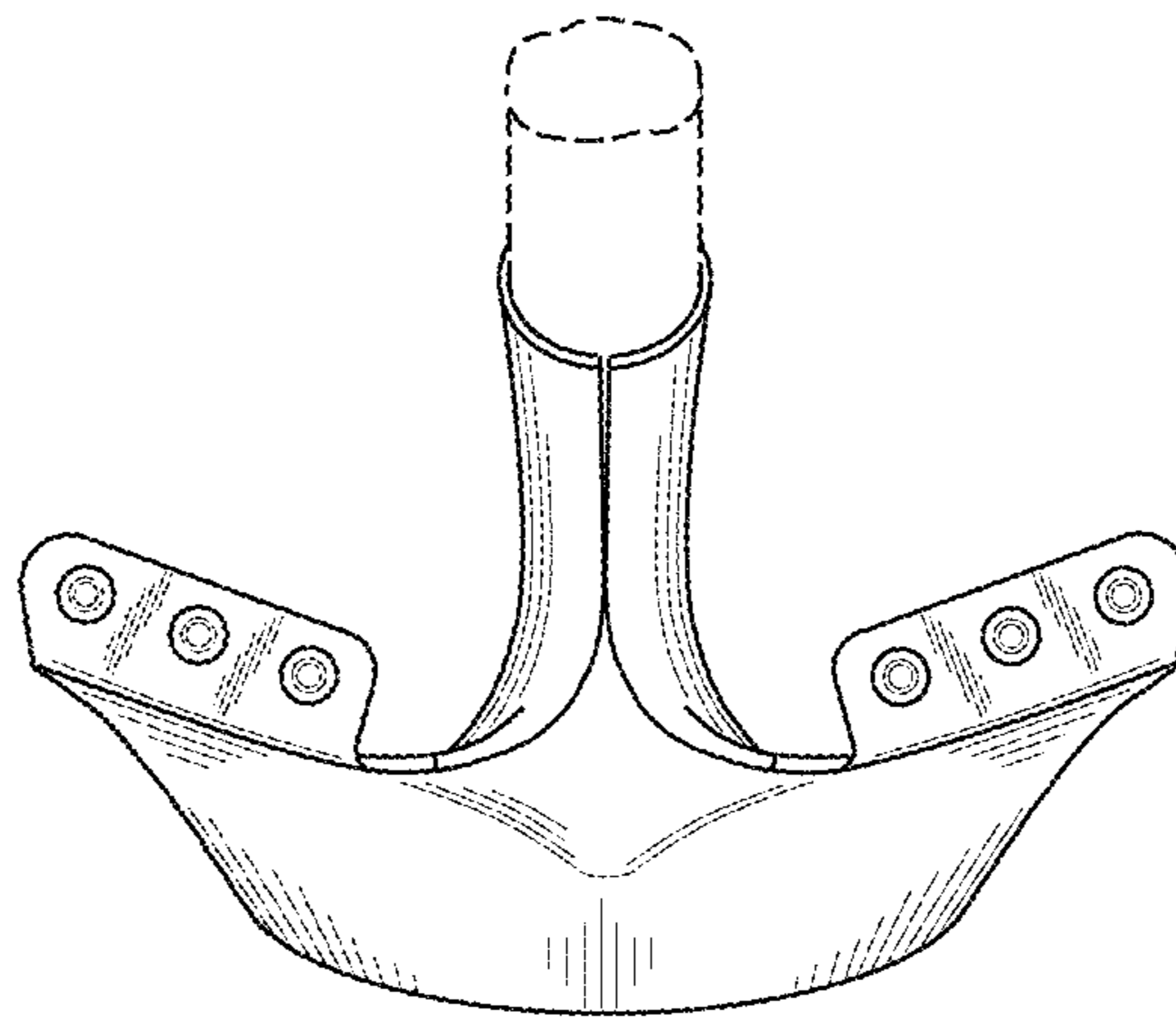


FIG. 7

UNITED STATES PATENT AND TRADEMARK OFFICE
CERTIFICATE OF CORRECTION

PATENT NO. : D699,529 S
APPLICATION NO. : 29/455168
DATED : February 18, 2014
INVENTOR(S) : David Randolph et al.

Page 1 of 8

It is certified that error appears in the above-identified patent and that said Letters Patent is hereby corrected as shown below:

Delete title page with illustrative figure, and replace with new title page with illustrative figure.
(attached)

In the Drawings

Delete drawing sheets 1-6, and replace with new drawing sheets 1-6.
A clear set of the original six drawing sheets (Figures 1-7) is attached.

Signed and Sealed this
Twenty-eighth Day of July, 2015



Michelle K. Lee
Director of the United States Patent and Trademark Office

(12) **United States Design Patent** (10) **Patent No.:** **US D699,529 S**
Randolph et al. (45) **Date of Patent:** **** Feb. 18, 2014**

(54) **DRAIN SPADE**

(71) Applicant: **Ames True Temper, Inc.**, Camp Hill, PA (US)

(72) Inventors: **David Randolph**, State College, PA (US); **James M. Wagner**, Lewistown, PA (US); **Cloyd R. Shawver**, Lewistown, PA (US); **Jeff Koenig**, Mechanicsburg, PA (US); **Dave Gallaway**, Mount Union, PA (US)

(73) Assignee: **Ames True Temper, Inc.**, Camp Hill, PA (US)

(**) Term: **14 Years**

(21) Appl. No.: **29/455,168**

(22) Filed: **May 17, 2013**

(51) LOC (10) Cl. **08-01**

(52) U.S. Cl. **D8/10**
 USPC

(58) **Field of Classification Search**
 USPC **D8/7, 10; 294/49, 53.5, 54.5, 57, 55.5, 294/51, 56, 58; 56/400.01, 400.14; 172/371-372**

See application file for complete search history.

(56) **References Cited**

U.S. PATENT DOCUMENTS

D388,668 S *	1/1998	Rich et al.	D8/10
D527,960 S *	9/2006	Fortier	D8/10
D533,754 S *	12/2006	Fortier	D8/10
D570,654 S *	6/2008	Baker	D8/10
D579,288 S *	10/2008	Baker	D8/10
D601,866 S *	10/2009	Carroll	D8/10
D617,616 S *	6/2010	Randolph et al.	D8/10
D626,390 S	11/2010	Randolph et al.	
D628,452 S *	12/2010	Randolph et al.	D8/10
D650,250 S *	12/2011	Frenkel	D8/10
D665,637 S *	8/2012	Baker	D8/10

* cited by examiner

Primary Examiner — Sheryl Lane

(74) Attorney, Agent, or Firm — Eckert Seamans Cherin & Mellott, LLC; David C. Jenkins

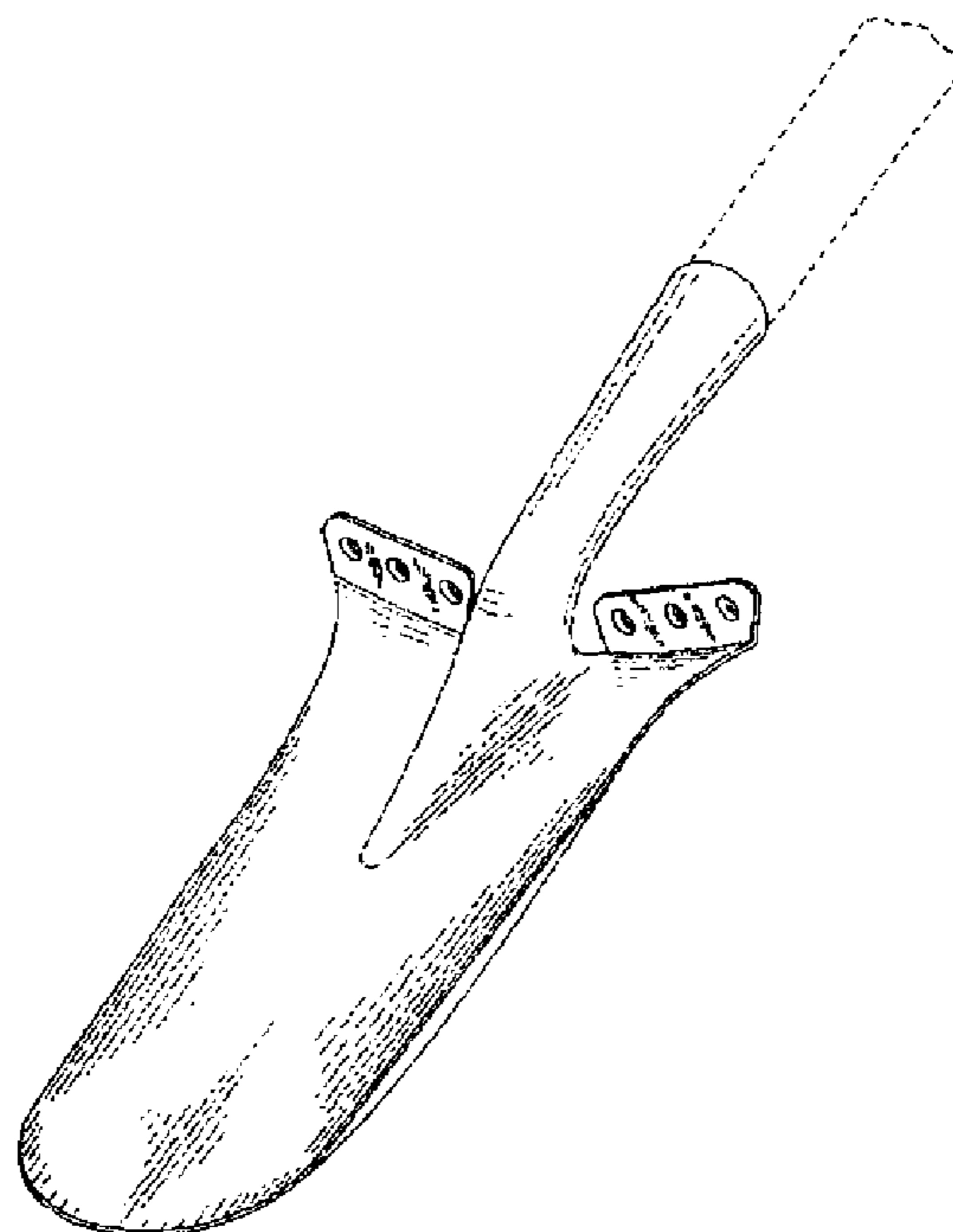
(57) **CLAIM**

The ornamental design for a drain spade, as shown and described.

DESCRIPTION

FIG. 1 is an isometric view of the drain spade; FIG. 2 is a top view of the drain spade; FIG. 3 is a bottom view of the drain spade; FIG. 4 is a right view of the drain spade; FIG. 5 is a left view of the drain spade; FIG. 6 is a front view of the drain spade; and, FIG. 7 is a back view of the drain spade. The broken lines in the drawings depict environmental subject matter only and form no part of the claimed design.

1 Claim, 6 Drawing Sheets



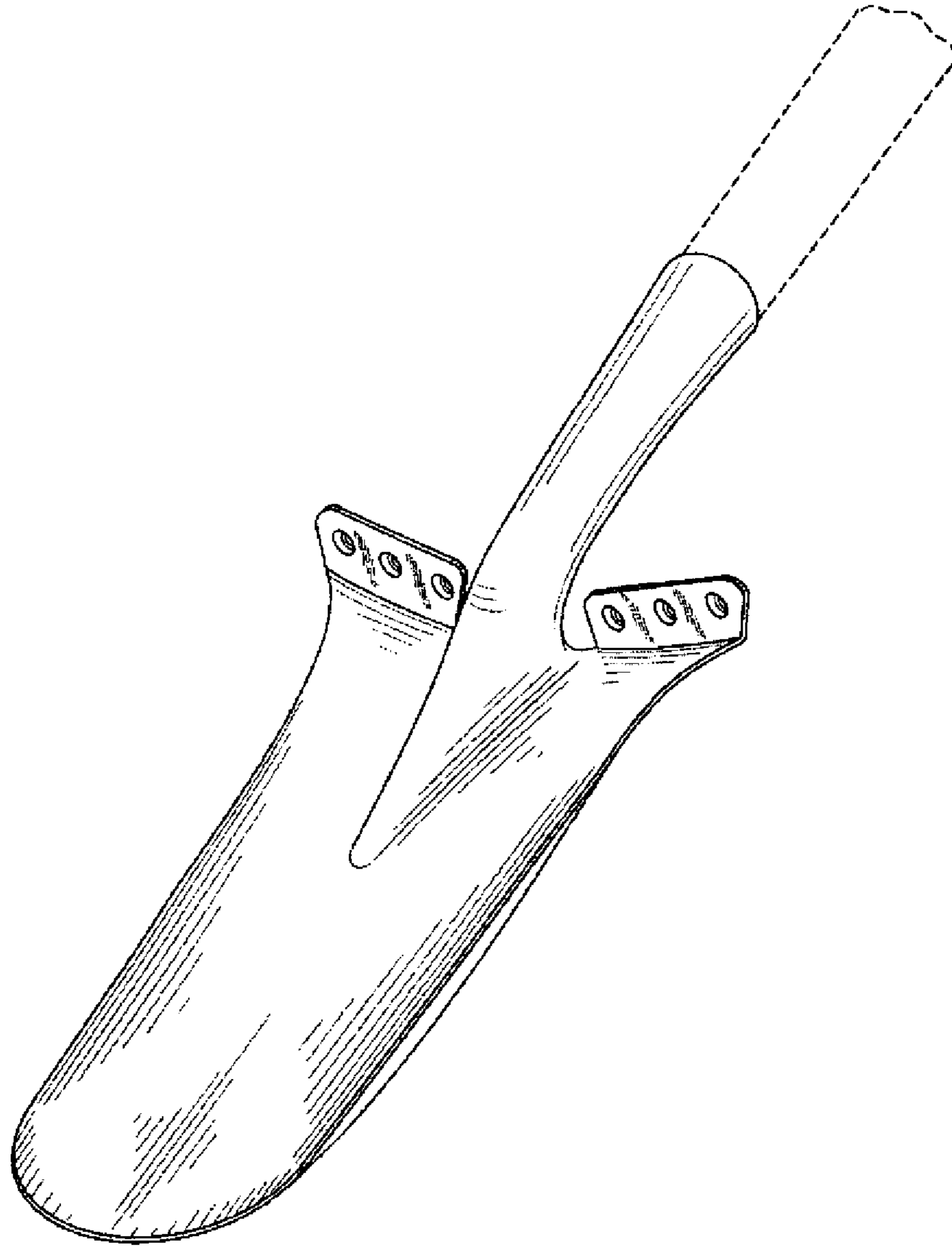


FIG. 1

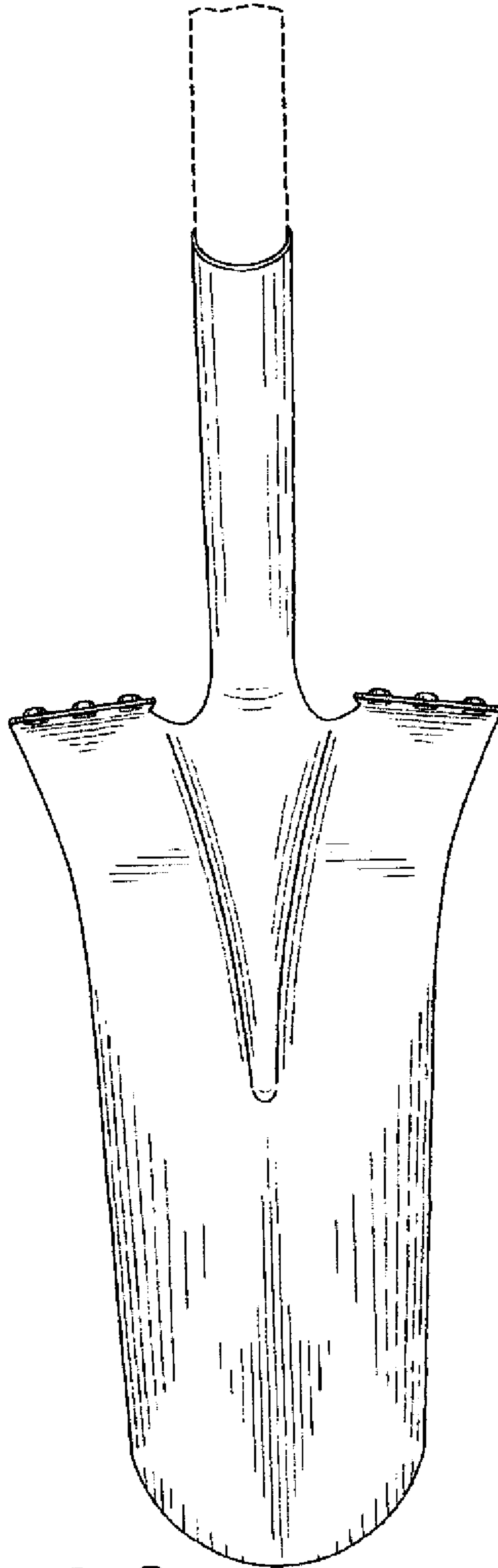


FIG. 2

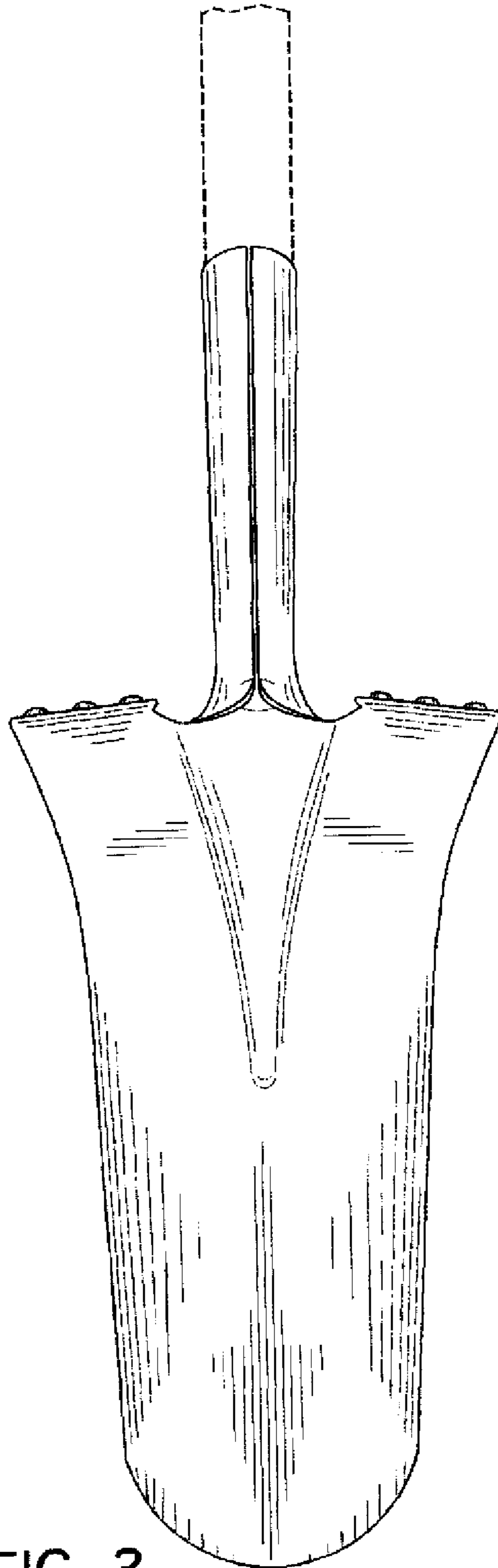


FIG. 3

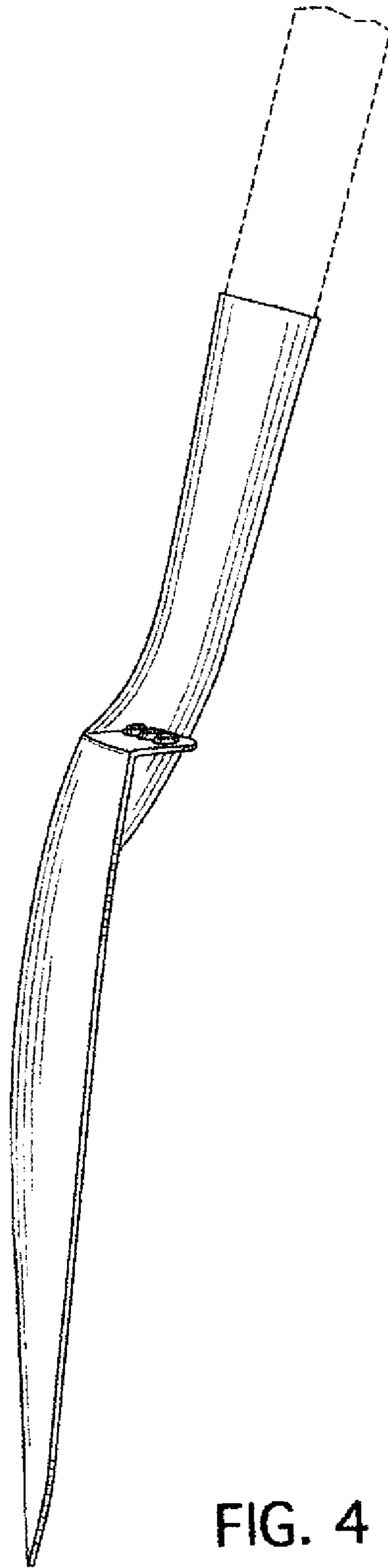


FIG. 4

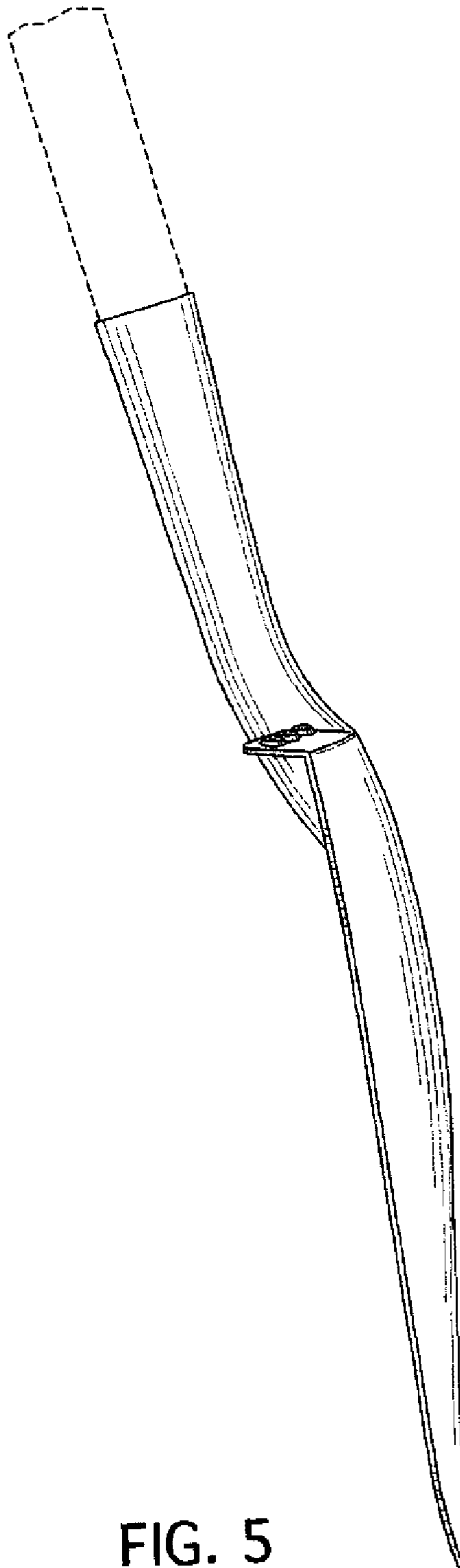


FIG. 5

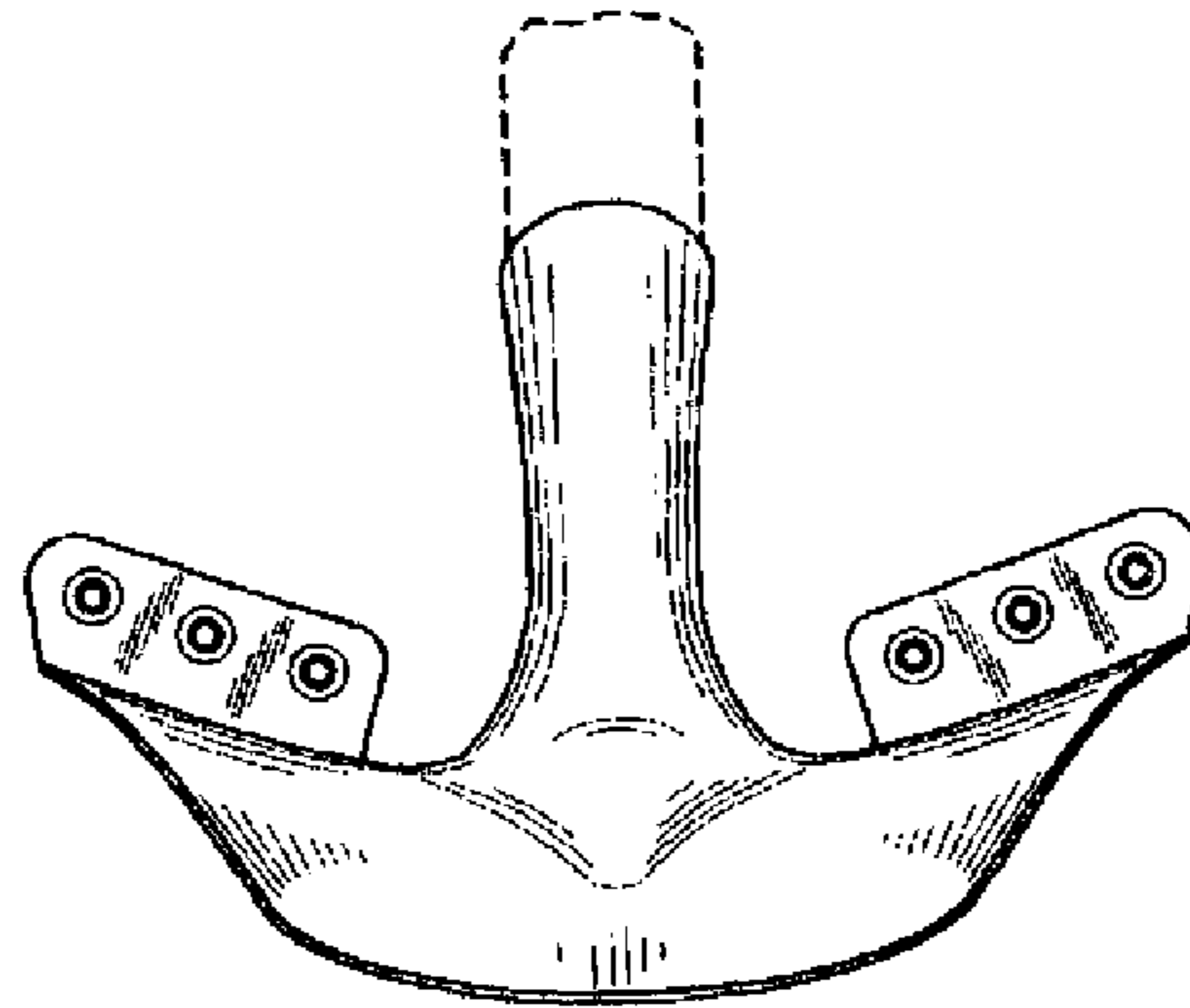


FIG. 6

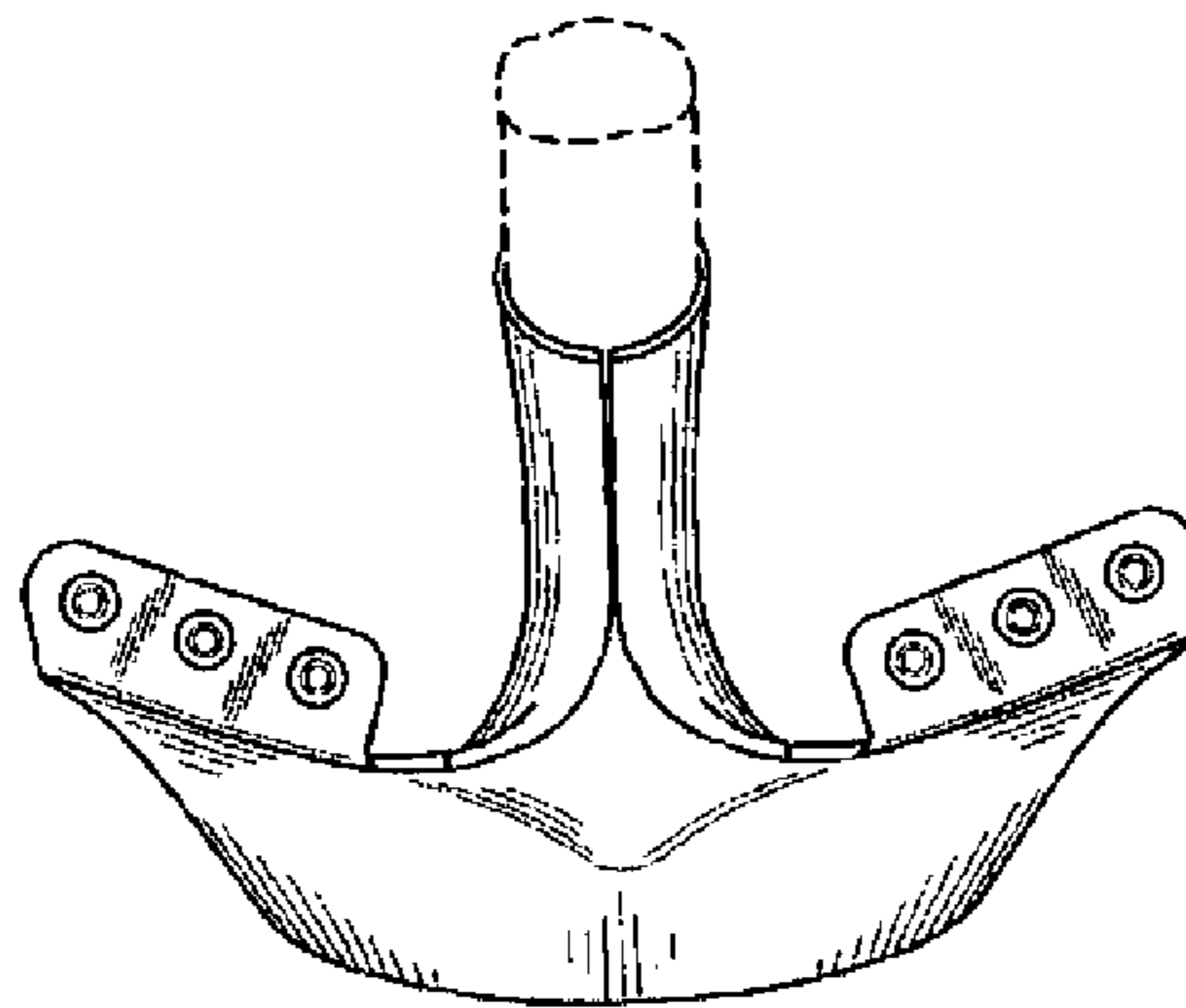


FIG. 7