



US00D699518S

(12) **United States Design Patent**  
**Klimecki**

(10) **Patent No.:** **US D699,518 S**

(45) **Date of Patent:** **\*\* Feb. 18, 2014**

(54) **DINNER PLATE**

(75) Inventor: **Andrew Mark Klimecki**, Cheshire (GB)

(73) Assignee: **Steelite International PLC**,  
Staffordshire (GB)

(\*\*) Term: **14 Years**

(21) Appl. No.: **29/425,169**

(22) Filed: **Jun. 20, 2012**

(30) **Foreign Application Priority Data**

Dec. 21, 2011 (GB) ..... 4022803

(51) **LOC (10) Cl.** ..... **07-01**

(52) **U.S. Cl.**  
USPC ..... **D7/588; D7/565**

(58) **Field of Classification Search**  
USPC ..... D7/562, 586, 545, 561, 560, 500, 543,  
D7/360, 361, 552.1, 354, 555, 566, 504,  
D7/587, 565, 601, 602, 505, 558, 584, 357,  
D7/503, 588, 396.4; D1/122; D30/130;  
220/751, 23.4, 574; D9/643, 744;  
215/382, 400; 219/735; 426/243  
See application file for complete search history.

(56) **References Cited**

**U.S. PATENT DOCUMENTS**

196,005 A \* 10/1877 Gardner ..... 217/1  
D57,253 S \* 3/1921 Norskov ..... D6/309  
D76,557 S \* 10/1928 Sebring ..... D7/570  
2,095,686 A \* 10/1937 Alfreds ..... 248/346.01  
D160,860 S \* 11/1950 Heisey ..... D7/565  
2,592,080 A \* 4/1952 Thompson ..... 229/406

D179,011 S \* 10/1956 Kimble ..... D7/585  
D187,157 S \* 2/1960 Anderson ..... D7/570  
D275,541 S \* 9/1984 Durand ..... D7/565  
D283,664 S \* 5/1986 Murai ..... D7/570  
D283,665 S \* 5/1986 Murai ..... D7/570  
D290,327 S \* 6/1987 Durand ..... D7/557  
D309,551 S \* 7/1990 Seitz ..... D7/585  
D431,422 S \* 10/2000 Lin ..... D7/565  
D432,417 S \* 10/2000 McCann ..... D7/562  
D476,529 S \* 7/2003 McMullin ..... D7/570  
D493,669 S \* 8/2004 McMullin ..... D7/545  
D504,282 S \* 4/2005 McMullin ..... D7/545  
D545,632 S \* 7/2007 Schuster ..... D7/585  
D559,626 S \* 1/2008 Hamberger et al. .... D7/560  
D560,439 S \* 1/2008 Hamberger et al. .... D7/560  
D595,542 S \* 7/2009 Dewey ..... D7/570

\* cited by examiner

*Primary Examiner* — Cynthia Underwood

(74) *Attorney, Agent, or Firm* — Gordon & Rees LLP

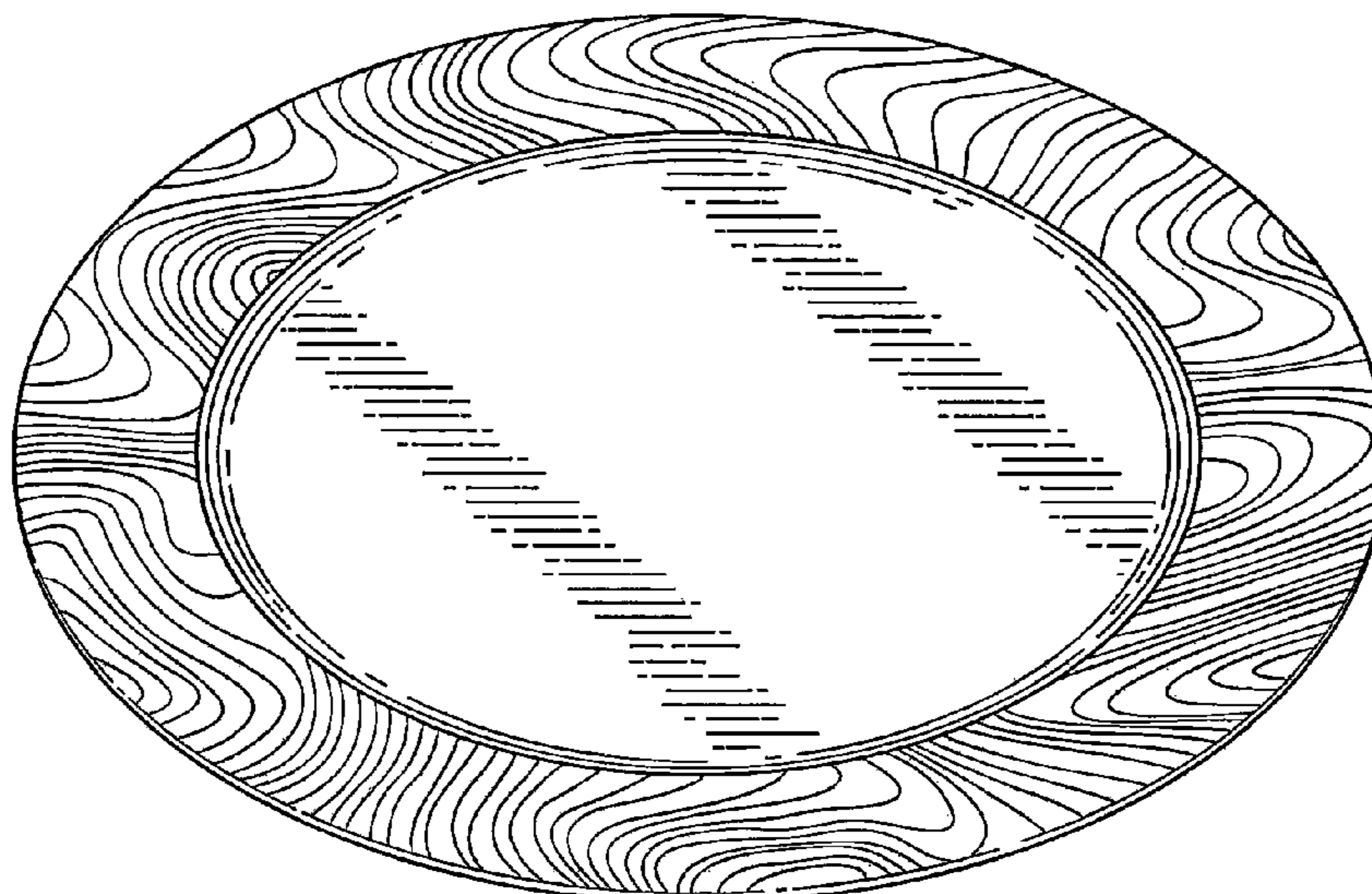
(57) **CLAIM**

The ornamental design for a dinner plate, as shown and described.

**DESCRIPTION**

FIG. 1 is a top perspective view of the dinner plate.  
FIG. 2 is a top plan view of the dinner plate.  
FIG. 3 is a bottom plan view of the dinner plate.  
FIG. 4 is a left side elevation view of the dinner plate.  
FIG. 5 is a right side elevation view of the dinner plate.  
FIG. 6 is a top plan view showing the location of the sectional view of FIG. 7.  
FIG. 7 is an enlarged sectional side elevation view taken along line 7-7-in FIG. 6; and,  
FIG. 8 is a bottom perspective view of the dinner plate.

**1 Claim, 6 Drawing Sheets**



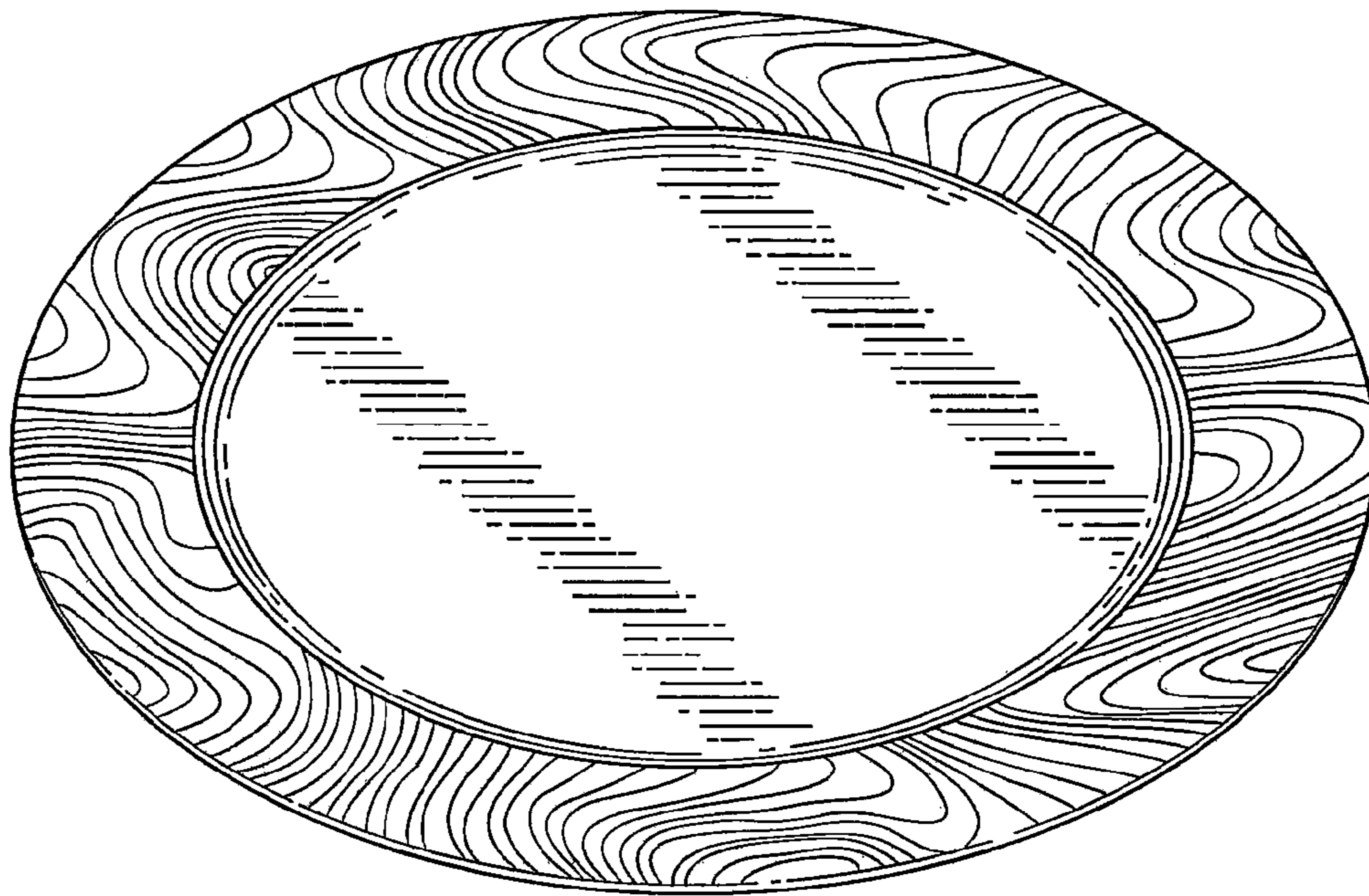


FIG. 1




FIG. 2

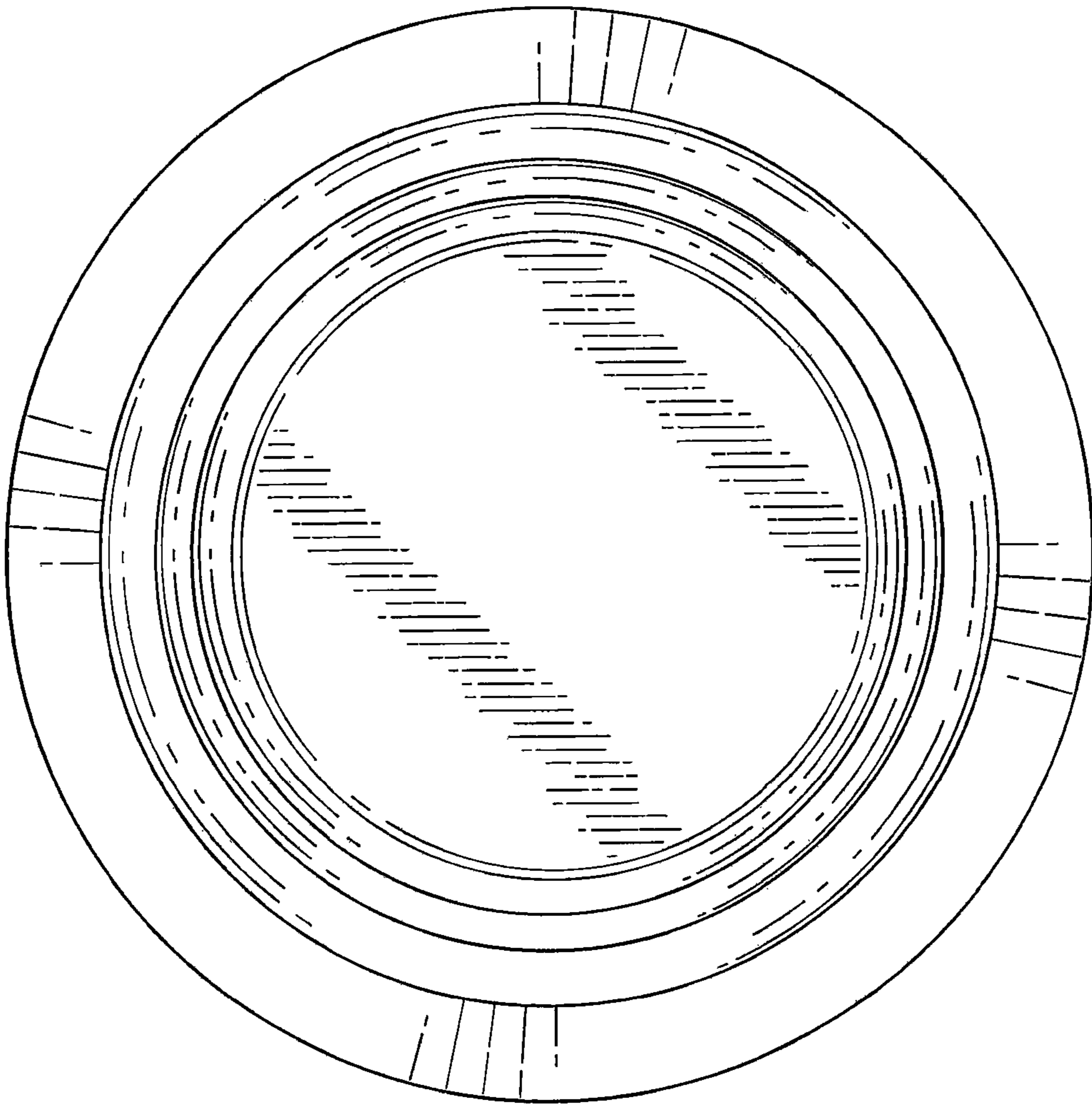


FIG. 3




FIG. 4




FIG. 5

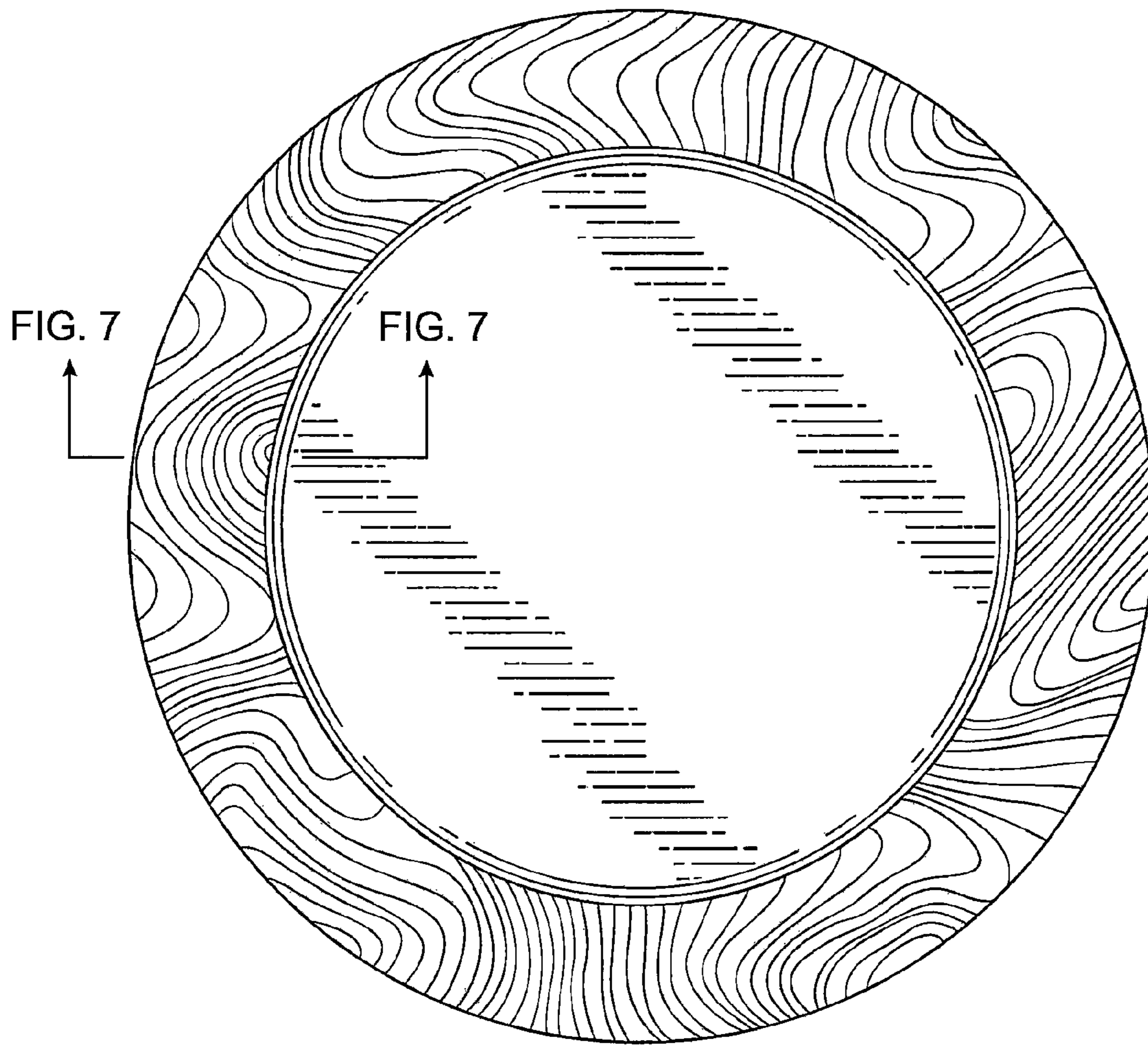


FIG. 6

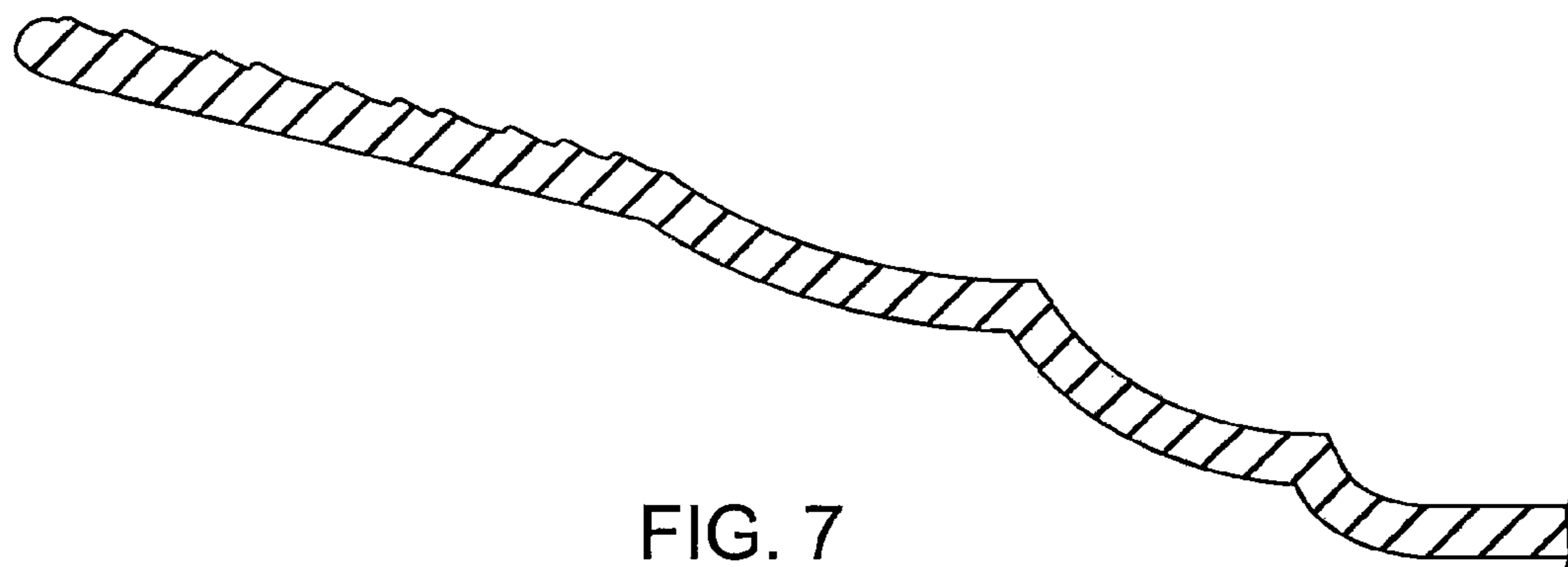


FIG. 7

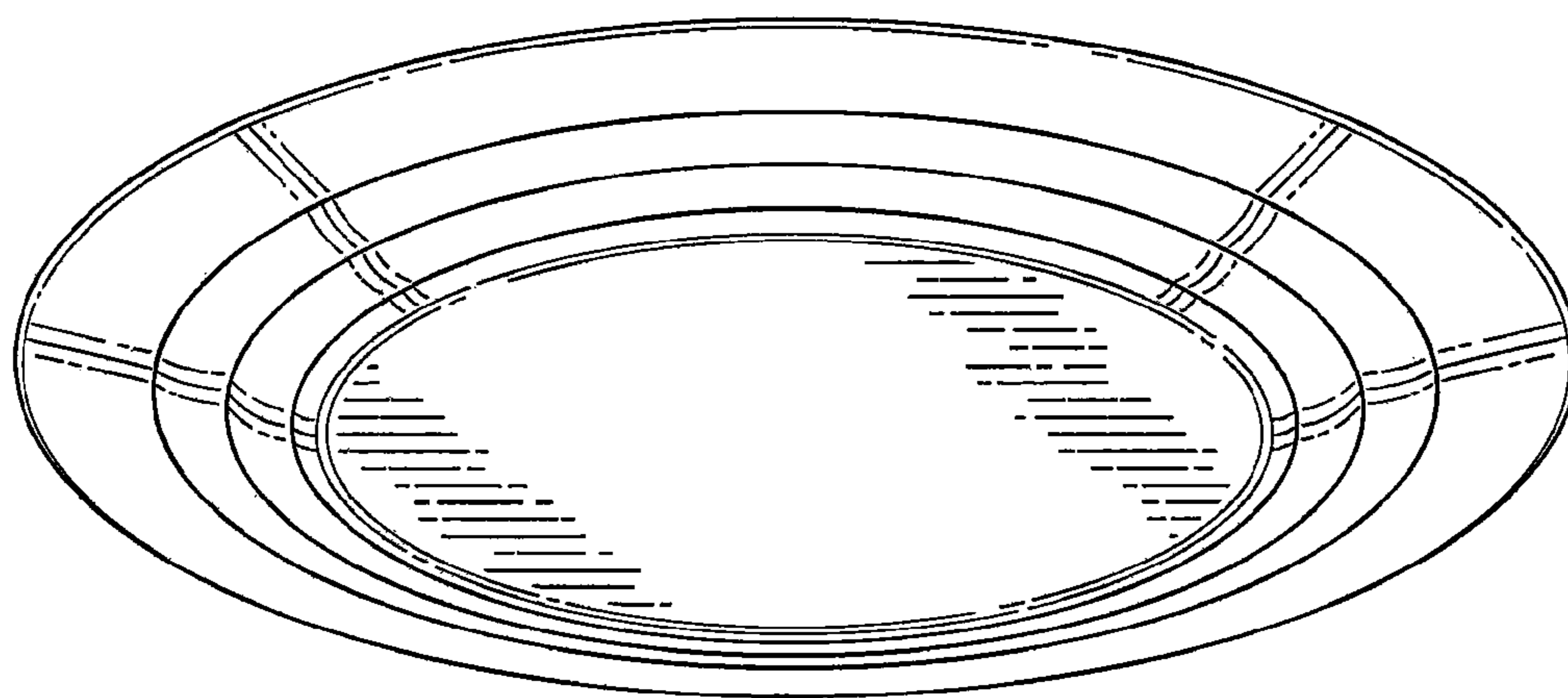


FIG. 8