



US00D699510S

(12) **United States Design Patent**
Rae

(10) **Patent No.:** **US D699,510 S**

(45) **Date of Patent:** **** Feb. 18, 2014**

(54) **COOKWARE SIDE HANDLE**

(56) **References Cited**

(71) Applicant: **Meyer Intellectual Properties Ltd.**,
Hong Kong (CN)

U.S. PATENT DOCUMENTS

(72) Inventor: **Robert A. Rae**, Las Vegas, NV (US)

D507,931 S *	8/2005	Rae	D7/393
D567,580 S *	4/2008	Rae	D7/394
D569,681 S *	5/2008	Rae	D7/391
D588,402 S *	3/2009	Rae	D7/394
D622,097 S *	8/2010	Rae	D7/394
D644,484 S *	9/2011	Rae	D7/394
D667,684 S *	9/2012	Rae	D7/394
D667,686 S *	9/2012	Rae	D7/394
D672,193 S *	12/2012	Rae	D7/394

(73) Assignee: **Meyer Intellectual Properties Limited**
(VG)

(**) Term: **14 Years**

* cited by examiner

(21) Appl. No.: **29/446,744**

Primary Examiner — Cynthia M Chin

(22) Filed: **Feb. 27, 2013**

(74) *Attorney, Agent, or Firm* — Edward S. Sherman

(51) **LOC (10) Cl.** **07-02**

(57) **CLAIM**

The ornamental design for a cookware side handle, as shown and described.

(52) **U.S. Cl.**

DESCRIPTION

USPC **D7/394**

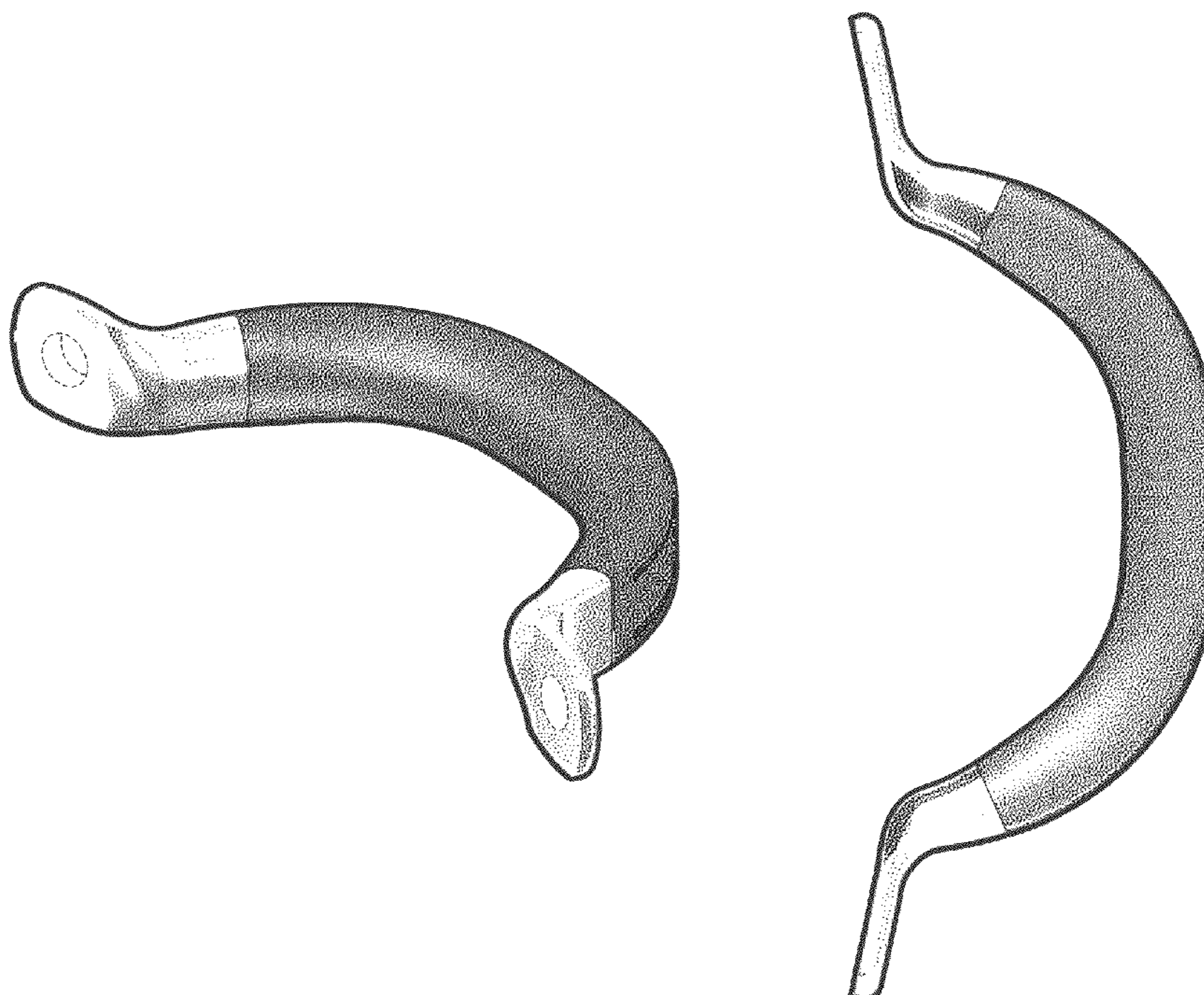
(58) **Field of Classification Search**

USPC D7/354-361, 391, 393-395, 396.2, 514,
D7/664; D8/107, 300, 301, 306, 315, 316,
D8/317, 319, 320, 321; 16/430, 431,
16/110.1, 114.1, 407, 416, 429, 443, 441;
220/377, 573.1-573.5, 752, 753, 755,
220/756, 760, 772, 773, 912; D3/318;
138/121, 145, 173

FIG. 1 is a perspective view of the “cookware side handle, showing my new design;
FIG. 2 is a right side elevation view thereof; the left side elevation view being the mirror image thereof,
FIG. 3 is a top plan view thereof;
FIG. 4 is a bottom plan view thereof;
FIG. 5 is a front elevation view thereof; and,
FIG. 6 is a back elevation view thereof.
The broken lines in FIGS. 1, 2, 5 and 6 are for illustrative purposes only, depicting the environment of the new design, forming no part thereof as claimed.

See application file for complete search history.

1 Claim, 3 Drawing Sheets



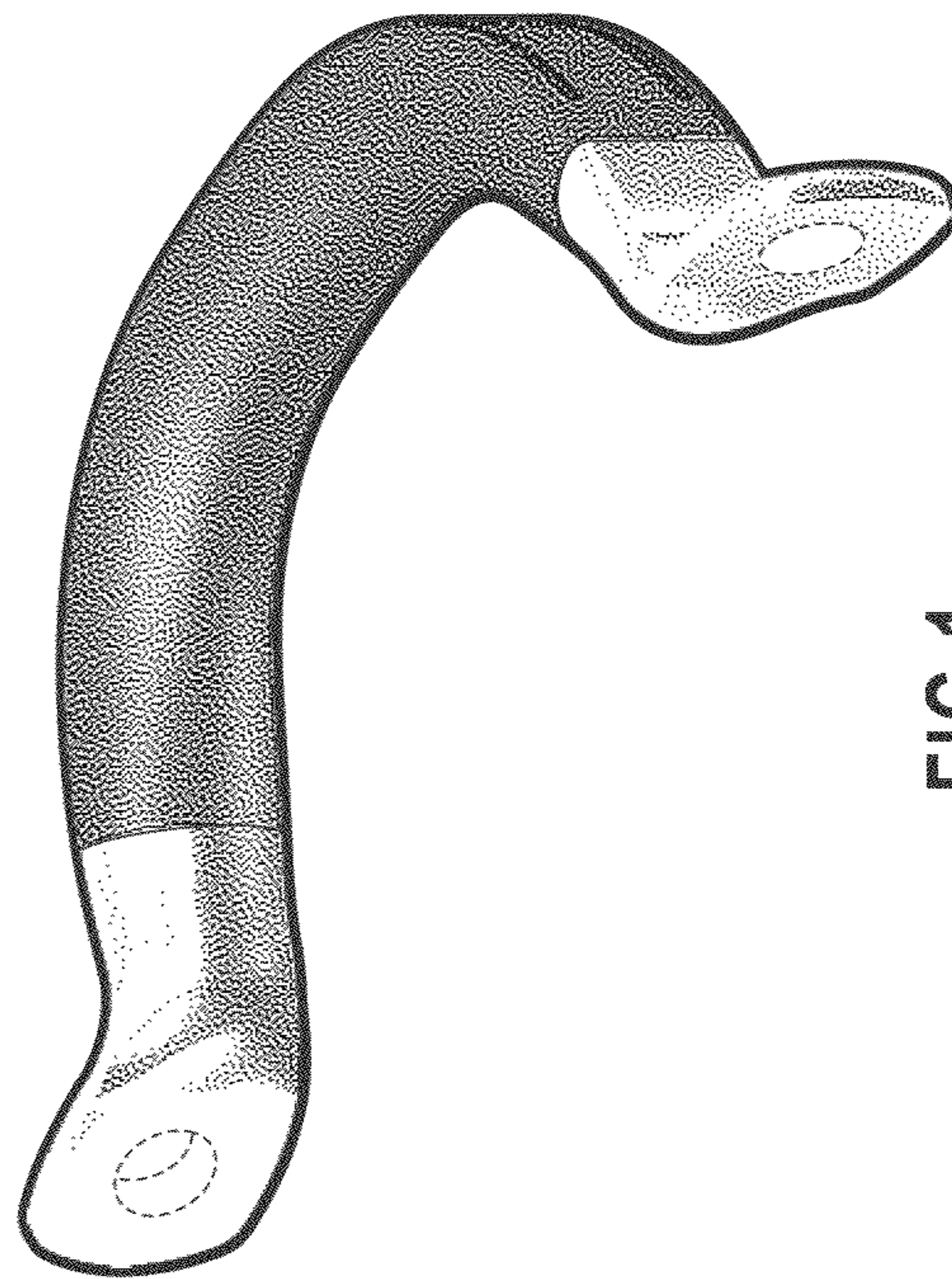


FIG. 1

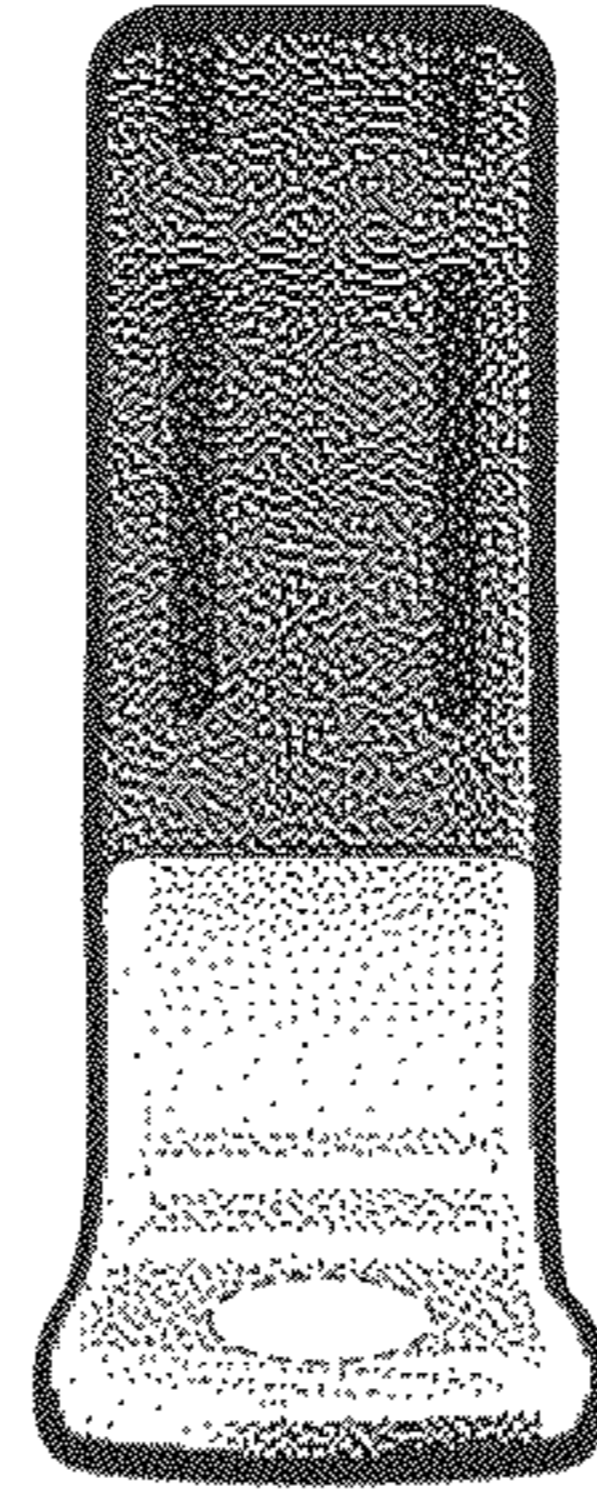


FIG. 2




FIG. 4




FIG. 3




FIG. 5




FIG. 6