

US00D699501S

(12) **United States Design Patent**  
**Arora et al.**

(10) **Patent No.:** **US D699,501 S**  
(45) **Date of Patent:** **\*\* Feb. 18, 2014**

(54) **DISPENSER**

(56)

**References Cited**

(71) Applicant: **The Concentrate Manufacturing Company of Ireland**, Hamilton HMHX (BM)

(72) Inventors: **Anand Arora**, Haryana (IN); **Rahul Sadashiv Kamble**, Maharashtra (IN); **Gurmeet Bhutani**, Mohali (IN); **Tanmaya Vats**, Haryana (IN)

(73) Assignee: **The Concentrate Manufacturing Company of Ireland**, Hamilton HMHX (BM)

(\*\*) Term: **14 Years**

(21) Appl. No.: **29/434,150**

(22) Filed: **Oct. 10, 2012**

(30) **Foreign Application Priority Data**

Apr. 10, 2012 (IN) ..... 244542

(51) **LOC (10) Cl.** ..... **07-01**

(52) **U.S. Cl.**  
USPC ..... **D7/307; D7/308; D7/311**

(58) **Field of Classification Search**

USPC ..... D7/306-308, 311, 313, 301, 300, 305, D7/304, 309, 310; 220/720, 281, 714; 222/146.6, 146.1, 129.1, 185.1; D9/636, 638; D25/6; 239/17; 219/438; D20/5, 4; D23/207; 99/295, 279, 281, 99/289 R, 289, 307; D15/80, 82

See application file for complete search history.

U.S. PATENT DOCUMENTS

D161,121 S *	12/1950	Ossanna, Jr. ....	D20/4
D281,568 S *	12/1985	Bruffey et al. ....	D7/308
D285,082 S *	8/1986	Verkler .....	D15/82
D311,844 S *	11/1990	Chase et al. ....	D7/308
D320,524 S *	10/1991	Schechter .....	D7/308
D335,062 S *	4/1993	Kolada et al. ....	D7/308
D346,088 S *	4/1994	Schroeder .....	D7/307
D359,874 S *	7/1995	Smith et al. ....	D7/311
D367,585 S *	3/1996	Piatnik et al. ....	D7/397
D368,617 S *	4/1996	Jackson et al. ....	D7/306
D390,058 S *	2/1998	Landers .....	D7/307
D408,206 S *	4/1999	Stafford et al. ....	D7/306
D442,417 S *	5/2001	Jones et al. ....	D7/307
D451,748 S *	12/2001	Holderfield .....	D7/307
D453,088 S *	1/2002	Bell et al. ....	D7/307
D486,687 S *	2/2004	Strandell .....	D7/307
D529,750 S *	10/2006	Baron et al. ....	D7/307
D595,081 S *	6/2009	Tan .....	D7/308
D658,423 S *	5/2012	Curtis et al. ....	D7/309

\* cited by examiner

*Primary Examiner* — Marianne Pandozzi

(74) *Attorney, Agent, or Firm* — Colin P. Cahoon; Celina M. Orr; Carstens & Cahoon, LLP

(57)

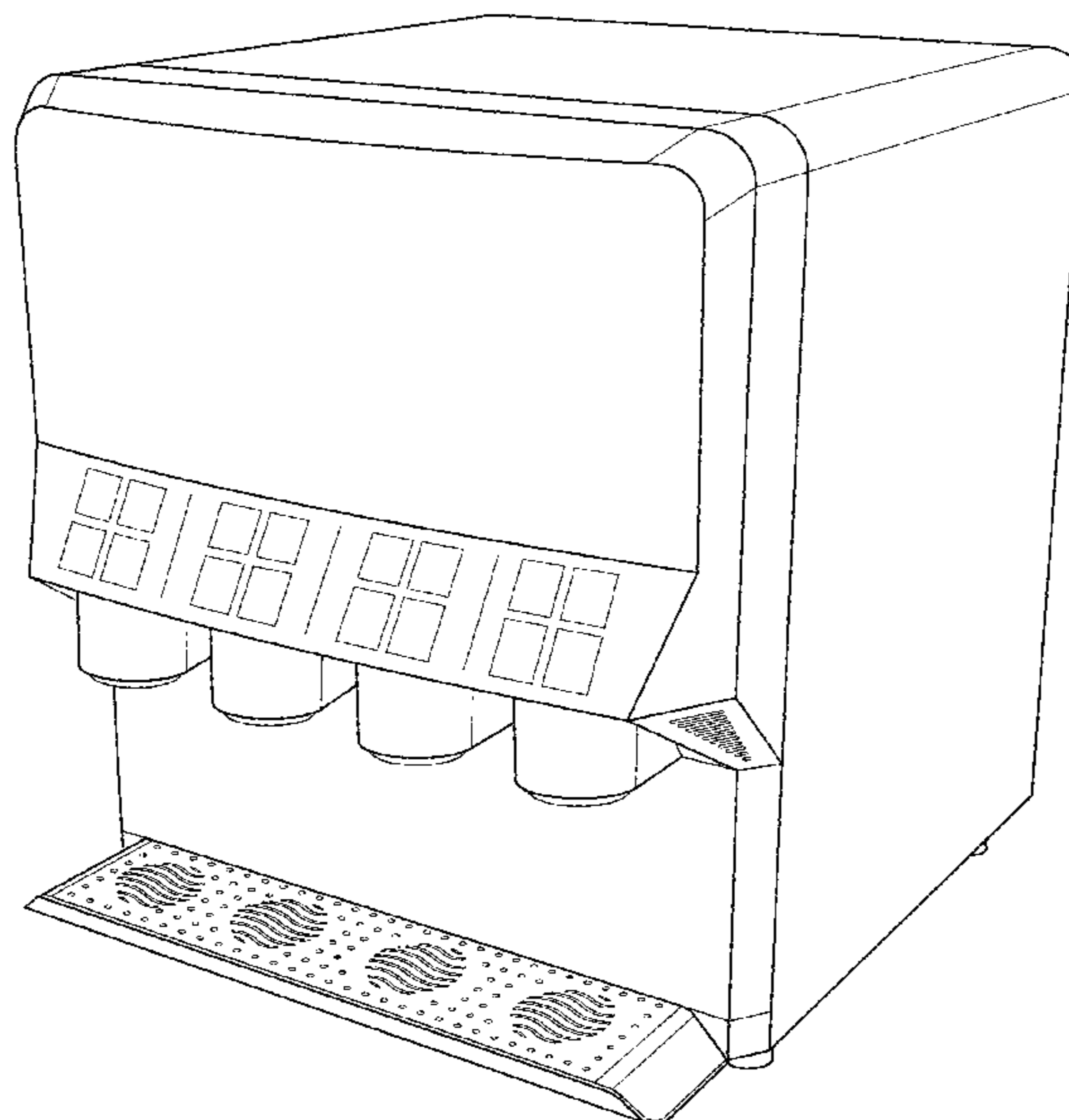
**CLAIM**

The ornamental design for a dispenser, as shown and described.

**DESCRIPTION**

FIG. 1 is a perspective view of the present invention; FIG. 2 is a front view of the present invention; FIG. 3 is a left side view of the present invention; FIG. 4 is a right side view of the present invention; and, FIG. 5 is a top plan view of the present invention. The bottom view and rear view form no part of the claimed design.

**1 Claim, 5 Drawing Sheets**



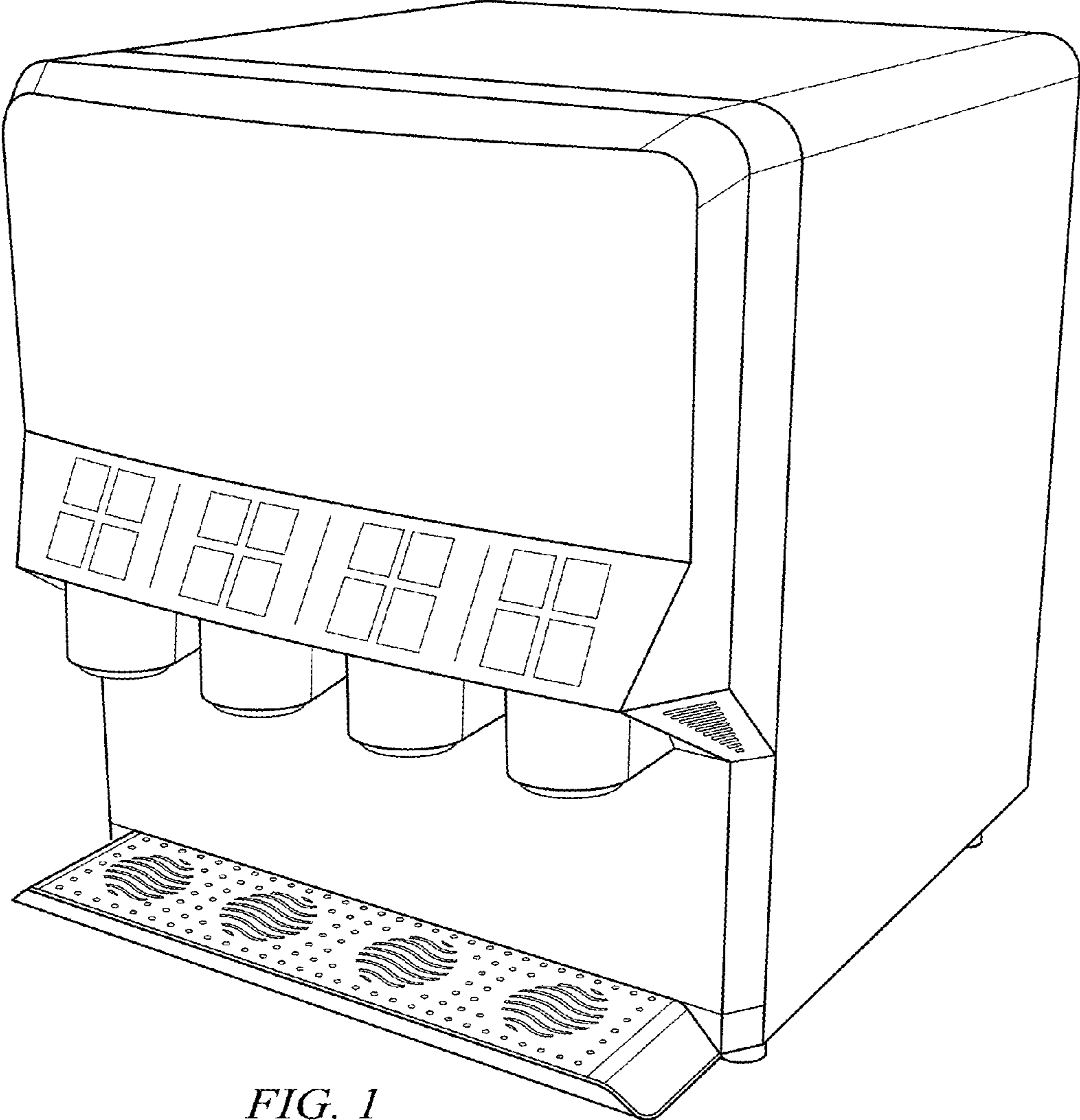


FIG. 1




FIG. 2

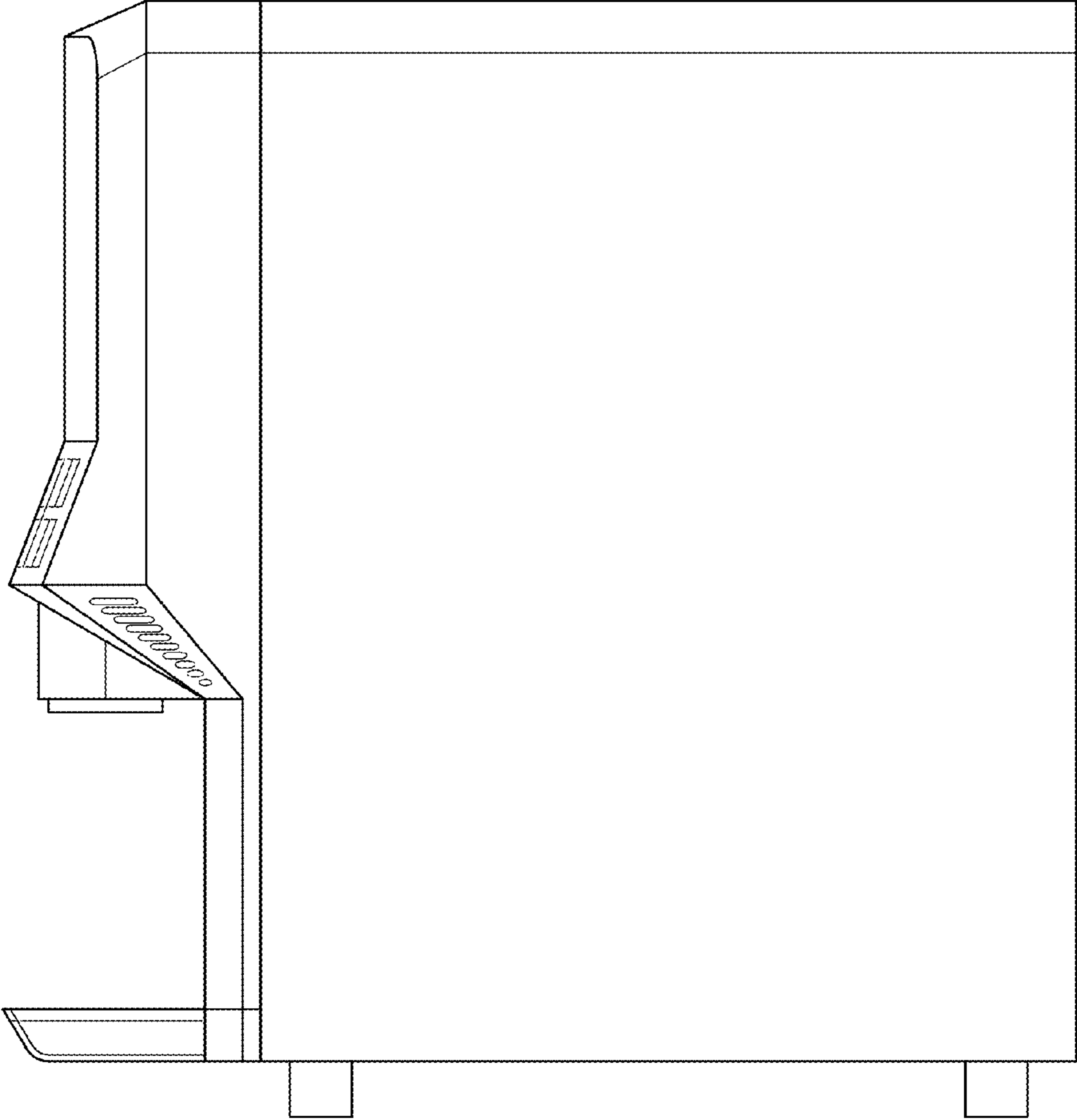


FIG. 3

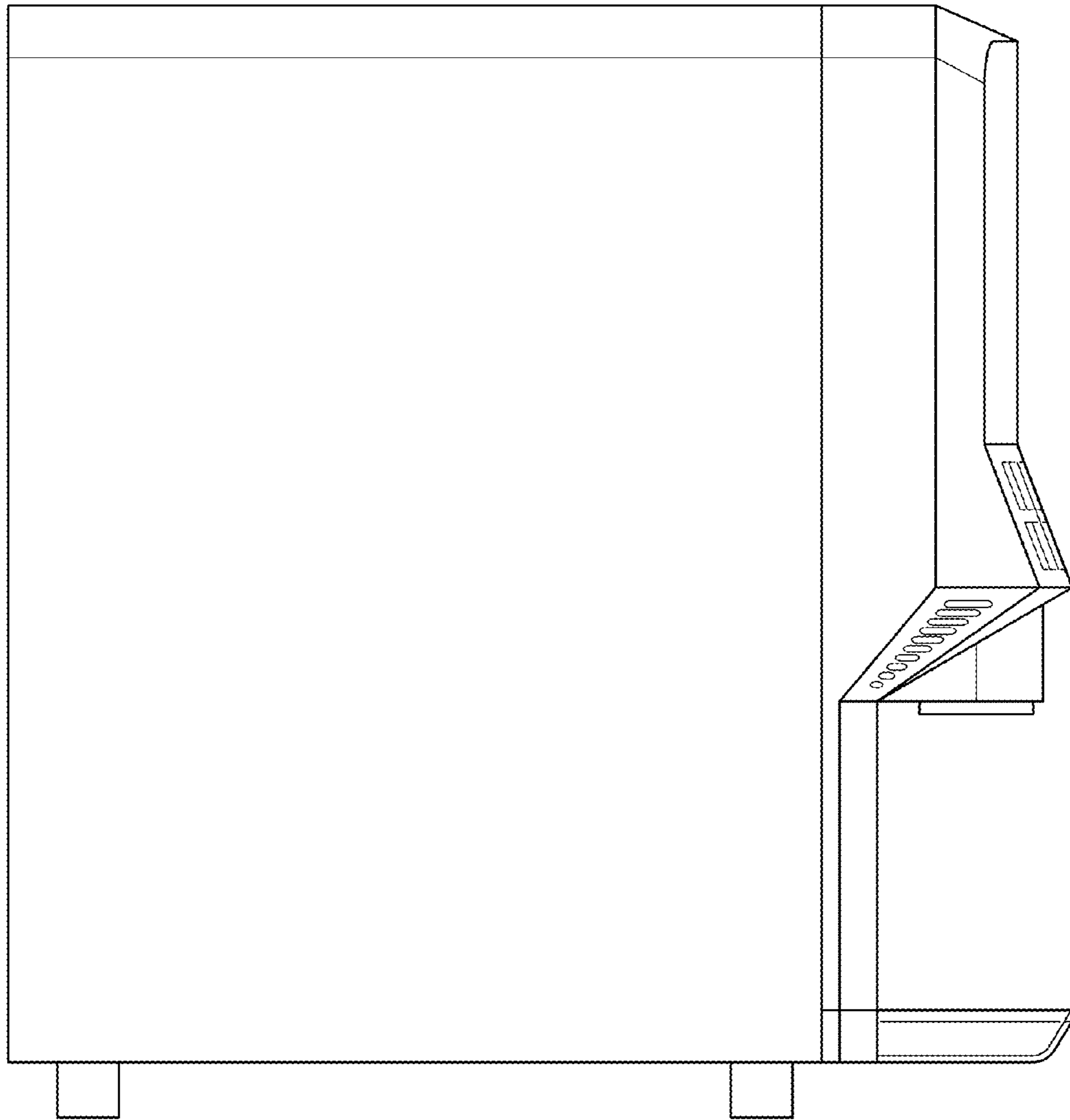


FIG. 4




FIG. 5