



US00D699492S

(12) **United States Design Patent**
Day

(10) **Patent No.:** **US D699,492 S**

(45) **Date of Patent:** **** *Feb. 18, 2014**

(54) **CHAIR FRAME**

(75) Inventor: **Maxwell Day**, Malvern (AU)

(73) Assignee: **Leisurelife (Aust) Pty Ltd**, Hawthorn East, Victoria (AU)

(*) Notice: This patent is subject to a terminal disclaimer.

(**) Term: **14 Years**

(21) Appl. No.: **29/426,645**

(22) Filed: **Jul. 9, 2012**

(30) **Foreign Application Priority Data**

Jan. 10, 2012 (AU) 100632012

(51) **LOC (10) Cl.** **06-01**

(52) **U.S. Cl.**
USPC **D6/716; D6/368**

(58) **Field of Classification Search**
USPC D6/334–336, 344–353, 360–381, 388, D6/403, 491–502, 692, 708, 716, D6/716.2–716.4; D8/354; 5/113, 655; 83/477.2; 108/118; 135/147; 248/150, 248/163.1, 166, 167, 436; 280/649; 297/16.1, 16.2, 18, 22, 31, 35, 42, 45, 297/58, 118.14, 217.1, 228.12, 248, 256.16, 297/271.6, 284.4–284.5, 291, 297, 302.4, 297/411.2, 411.27–411.29, 411.43, 423.1, 297/423.12, 440.11, 440.15, 297/440.21–440.24, 448.1, 451.4, 452.13, 297/452.19, 452.21, 452.27, 452.29, 452.3, 297/452.41, 452.56, 452.64

See application file for complete search history.

(56) **References Cited**

U.S. PATENT DOCUMENTS

3,635,520	A *	1/1972	Roher et al.	297/45
5,893,605	A *	4/1999	Chang	297/188.14
6,082,813	A *	7/2000	Chen	297/16.2
D432,325	S *	10/2000	Zheng et al.	D6/368
6,149,238	A *	11/2000	Tsai	297/411.43
6,158,361	A *	12/2000	Zheng et al.	108/118
6,179,374	B1 *	1/2001	Tang	297/45
6,231,119	B1 *	5/2001	Zheng	297/16.2
6,247,748	B1 *	6/2001	Zheng	297/16.2
6,247,749	B1 *	6/2001	Yu	297/16.2
D456,628	S *	5/2002	Satoshi	D6/368
6,382,715	B1 *	5/2002	Tang	297/16.2

(Continued)

FOREIGN PATENT DOCUMENTS

AU	321351	S	10/2008
AU	321352	S	10/2008
AU	338656	S	9/2011
EM	001295091-00001		9/2011

OTHER PUBLICATIONS

Photograph of folding chair; http://images.bedbathandbeyond.com/assets/product_images; sold in U.S. prior to 2010; 1 page.

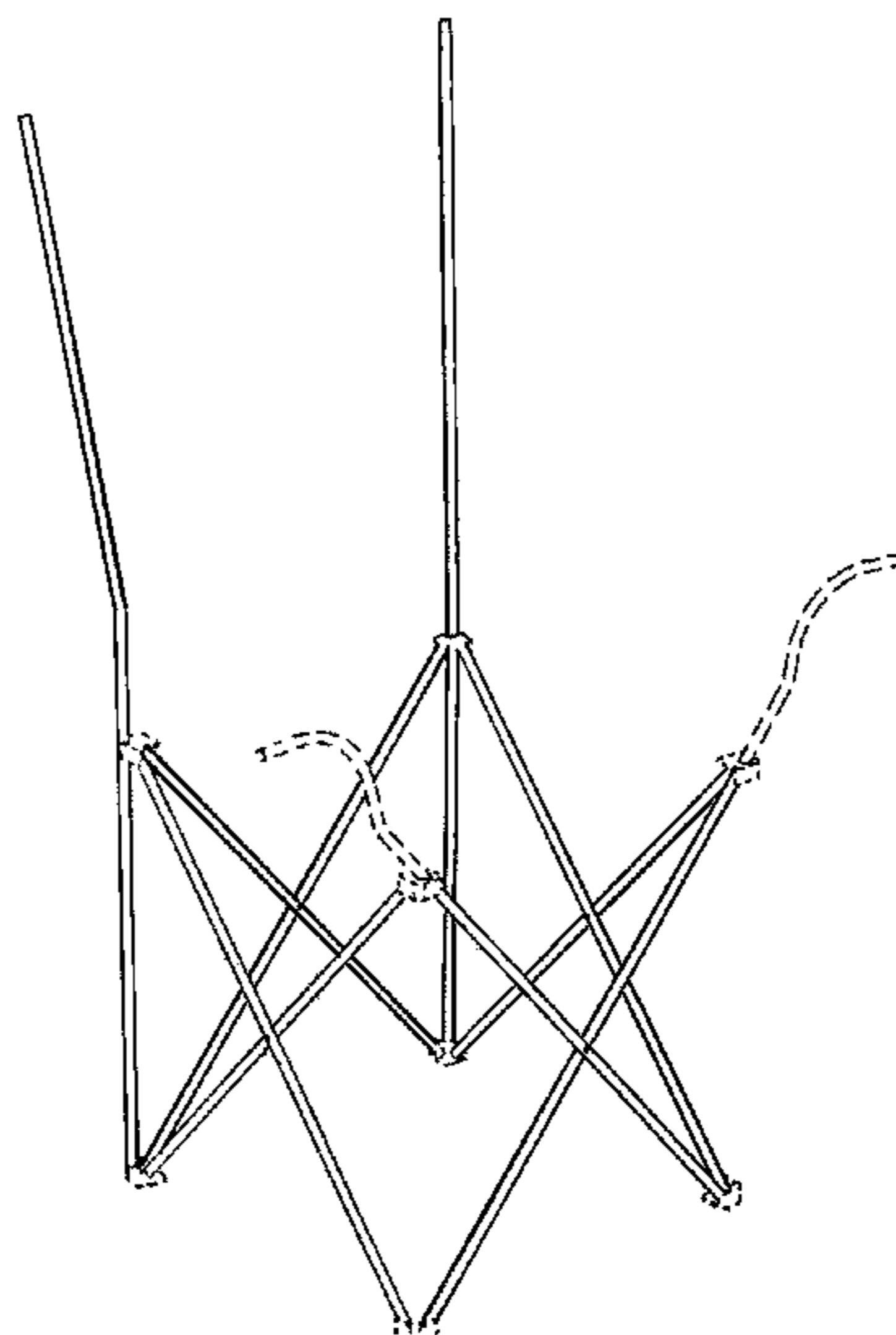
Primary Examiner — Ricky Pham
(74) *Attorney, Agent, or Firm* — Harness, Dickey & Pierce, P.L.C.

(57) **CLAIM**
I claim the ornamental design for a chair frame, as shown and described.

DESCRIPTION

FIG. 1 is a front perspective view showing the chair frame; FIG. 2 is a front elevational view showing the chair frame; and, FIG. 3 is a side elevational view showing the chair frame. The features shown in discontinuous or broken lines are for illustrative purposes only and form no part of the claimed design.

1 Claim, 3 Drawing Sheets



(56)

References Cited

U.S. PATENT DOCUMENTS

6,382,729 B1 * 5/2002 Wu 297/452.41
 6,419,311 B1 * 7/2002 Tang 297/45
 6,454,348 B1 * 9/2002 Wu 297/16.2
 6,499,705 B1 * 12/2002 Tsai 248/167
 6,505,885 B1 * 1/2003 Tang 297/16.2
 6,644,731 B2 * 11/2003 Tang 297/16.2
 6,682,135 B2 * 1/2004 Zheng 297/16.2
 6,752,414 B1 * 6/2004 Waldron et al. 280/649
 6,755,462 B2 * 6/2004 Zheng 297/16.2
 6,799,594 B2 * 10/2004 Kuo 135/147
 6,814,333 B1 * 11/2004 Freiburger 248/150
 6,814,403 B2 * 11/2004 Zheng 297/42

D505,030 S * 5/2005 Heath et al. D6/403
 6,899,383 B2 * 5/2005 Hwang 297/16.2
 6,925,664 B1 * 8/2005 Twigg 5/113
 6,929,230 B2 * 8/2005 Tsai 248/436
 7,066,534 B2 * 6/2006 Choi 297/16.2
 7,100,877 B2 * 9/2006 Bourke et al. 248/166
 7,131,364 B2 * 11/2006 Brazell 83/477.2
 7,229,128 B2 * 6/2007 Lee 297/16.2
 D612,624 S * 3/2010 Lovley et al. D6/368
 7,681,267 B1 * 3/2010 Hall 5/655
 7,758,111 B2 * 7/2010 Chen 297/16.2
 D625,169 S * 10/2010 Quinn D8/354
 D674,628 S * 1/2013 Day D6/368
 2004/0051009 A1 * 3/2004 Chen 248/163.1
 2004/0084581 A1 * 5/2004 Chang 248/166

* cited by examiner

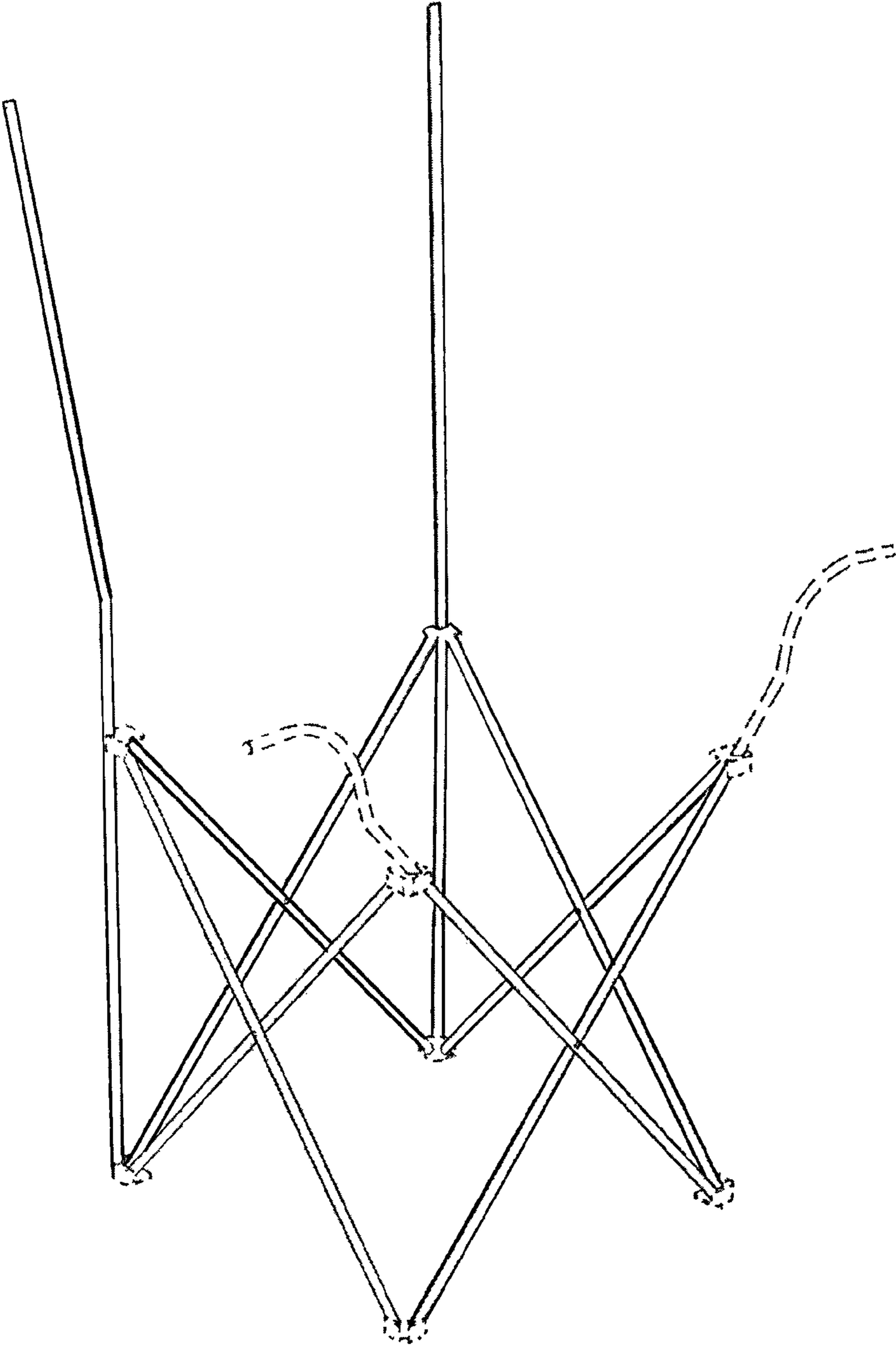


FIG. 1

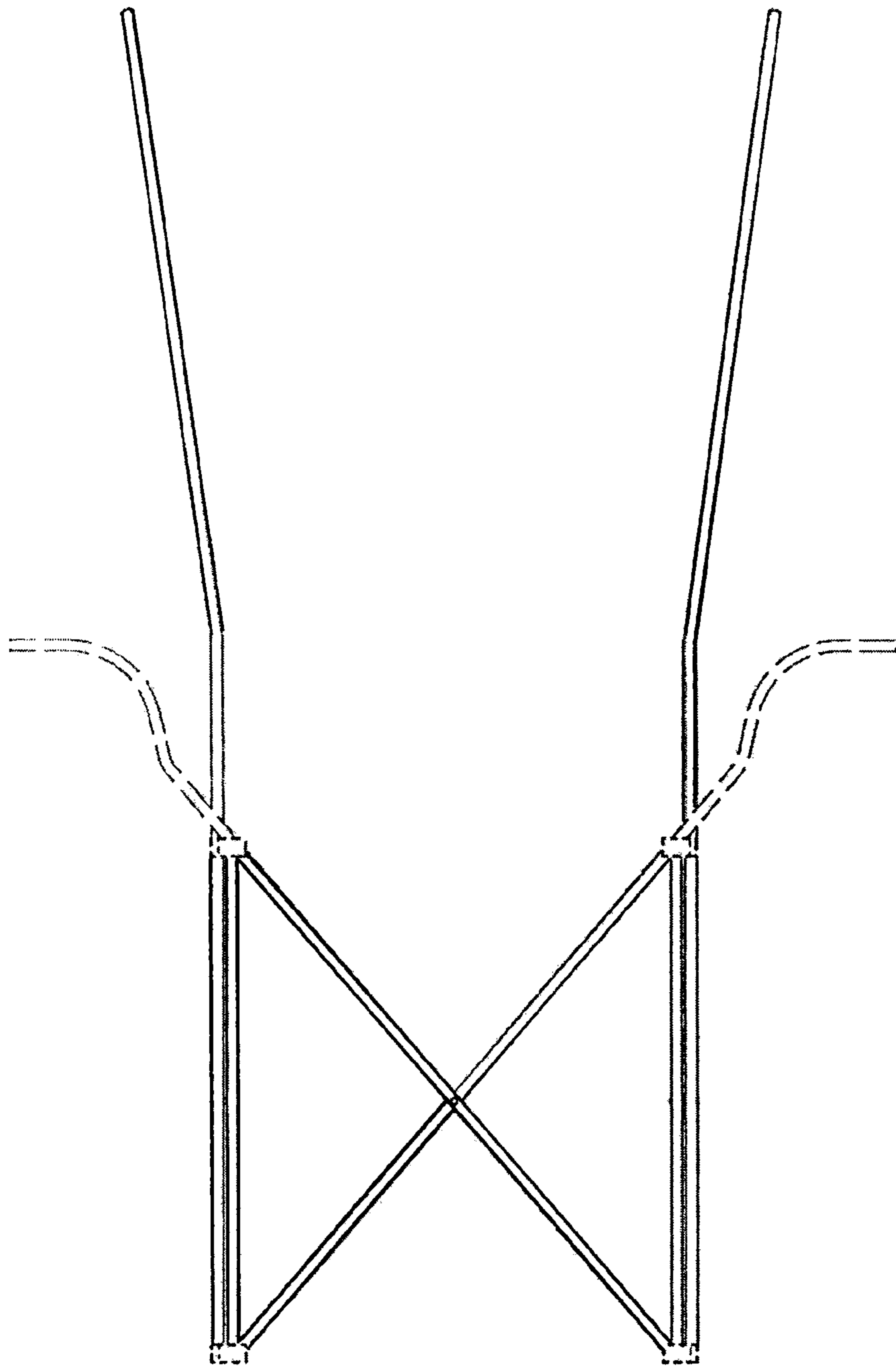


FIG. 2

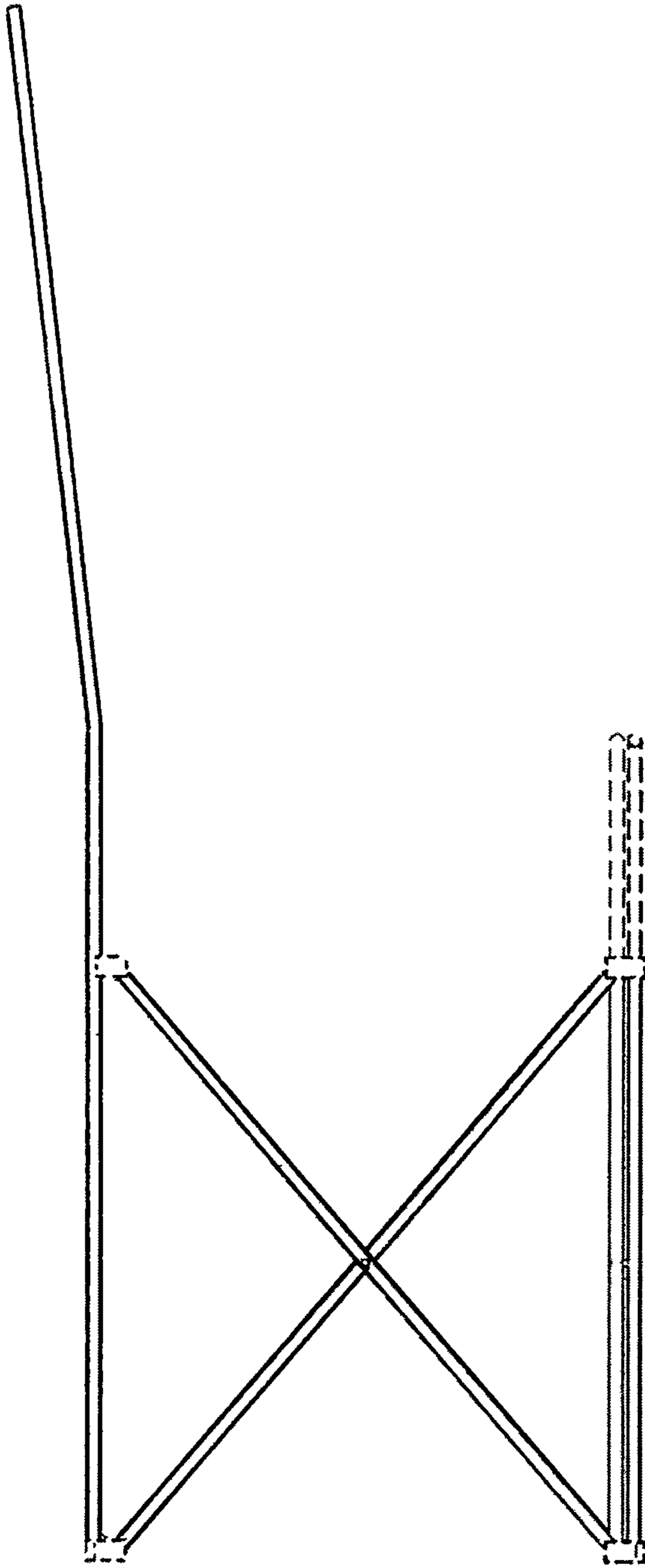


FIG. 3