



US00D699491S

(12) **United States Design Patent**
James

(10) **Patent No.:** **US D699,491 S**
(45) **Date of Patent:** **** Feb. 18, 2014**

- (54) **DRESSER**
- (71) Applicant: **Standard Furniture Manufacturing Co., Inc.**, Bay Minette, AL (US)
- (72) Inventor: **Gary W James**, Dove Canyon, CA (US)
- (73) Assignee: **Standard Furniture Manufacturing Co., Inc.**, Bay Minette, AL (US)
- (**) Term: **14 Years**
- (21) Appl. No.: **29/467,106**
- (22) Filed: **Sep. 16, 2013**

D469,982 S *	2/2003	Warren et al.	D6/668.2
D488,640 S *	4/2004	Domack	D6/671.1
D505,569 S *	5/2005	Mohundro	D6/671.1
D507,430 S *	7/2005	Risdon et al.	D6/668.2
D508,794 S *	8/2005	Peterson et al.	D6/668.2
D547,568 S *	7/2007	Mohundro	D6/668.2
D549,988 S *	9/2007	Domack et al.	D6/668.2
D557,039 S *	12/2007	Domack et al.	D6/671.1
D564,785 S *	3/2008	Schmitt	D6/668.2
D572,501 S *	7/2008	Domack et al.	D6/668.2

* cited by examiner

Primary Examiner — Mimosa De

(57) **CLAIM**

I claim the ornamental design for a dresser, as shown and described.

DESCRIPTION

FIG. 1 is a perspective view of a dresser illustrating the claimed design;

FIG. 2 is a front side view of the design of the dresser shown in FIG. 1;

FIG. 3 is a back side view of the design of the dresser shown in FIG. 1;

FIG. 4 is a left side view of the design of the dresser shown in FIG. 1;

FIG. 5 is a right side view of the design of the dresser shown in FIG. 1; and,

FIG. 6 is a top view of the design of the dresser shown in FIG. 1.

The bottom of the dresser, not shown, forms no part of the claimed design.

The broken lines in the drawings are for illustrative purposes only and form no part of the claimed design.

Related U.S. Application Data

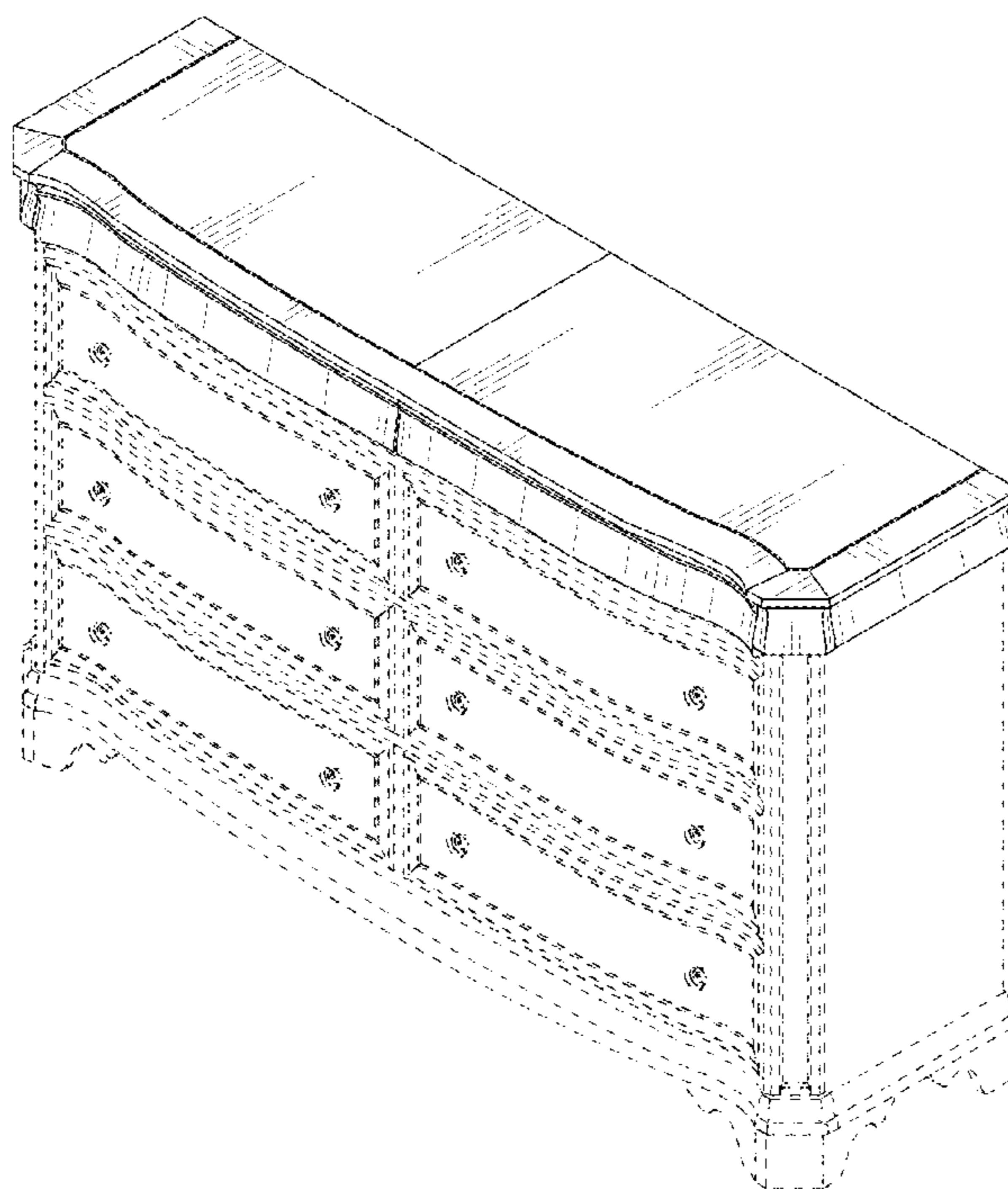
- (63) Continuation of application No. 29/464,164, filed on Aug. 13, 2013.
- (51) **LOC (10) Cl.** **06-06**
- (52) **U.S. Cl.**
USPC **D6/707.22**
- (58) **Field of Classification Search**
USPC D6/663, 664, 664.1, 668, 668.1, 668.2, D6/669, 671, 671.1, 671.2, 671.3, 671.4, D6/707.22; 312/114, 117, 138.1, 204, 224, 312/257.1, 278, 279
See application file for complete search history.

References Cited

U.S. PATENT DOCUMENTS

D440,073 S *	4/2001	Cain	D6/668.2
D450,475 S *	11/2001	Vaaler	D6/668.2

1 Claim, 6 Drawing Sheets



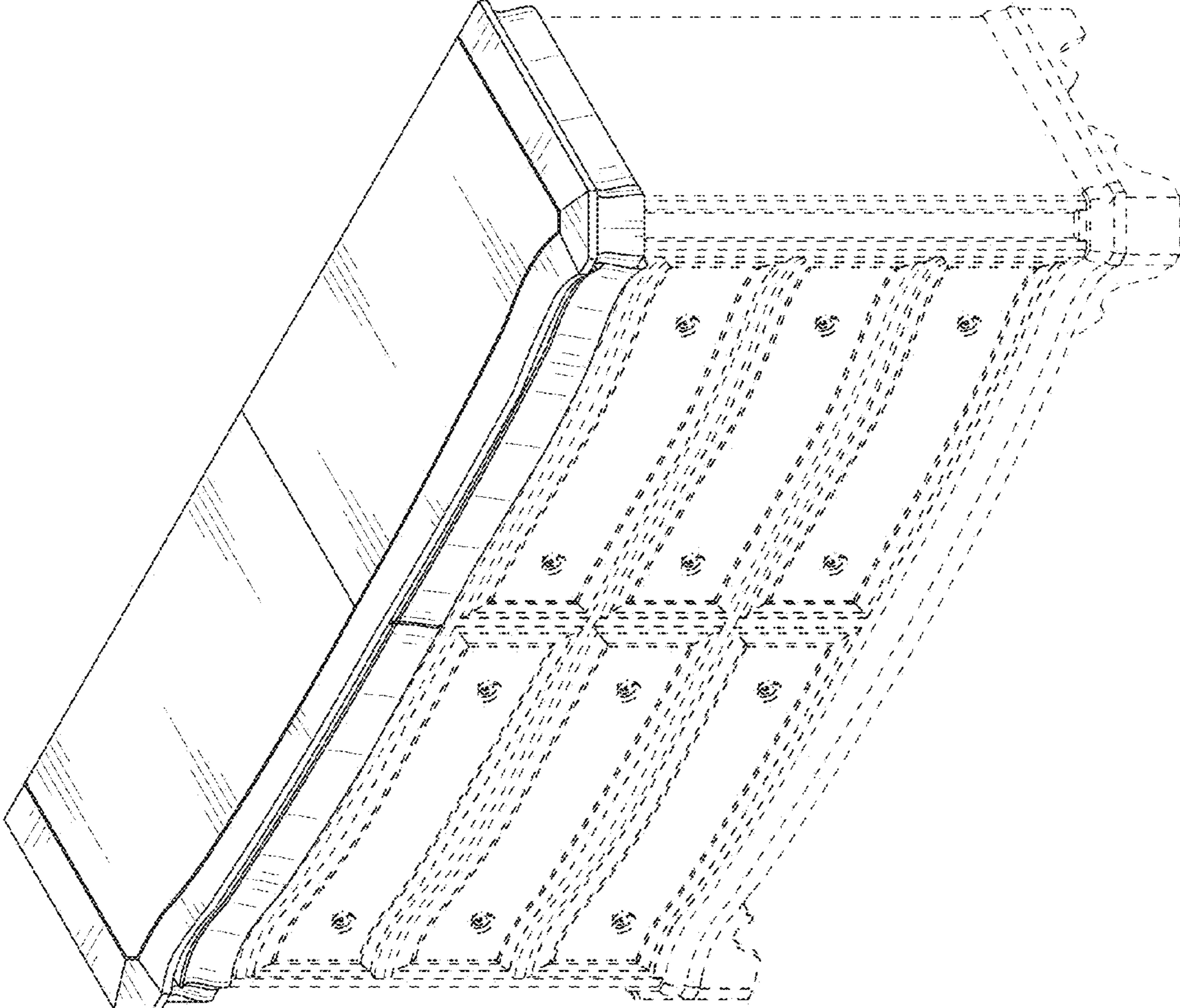


FIG. 1

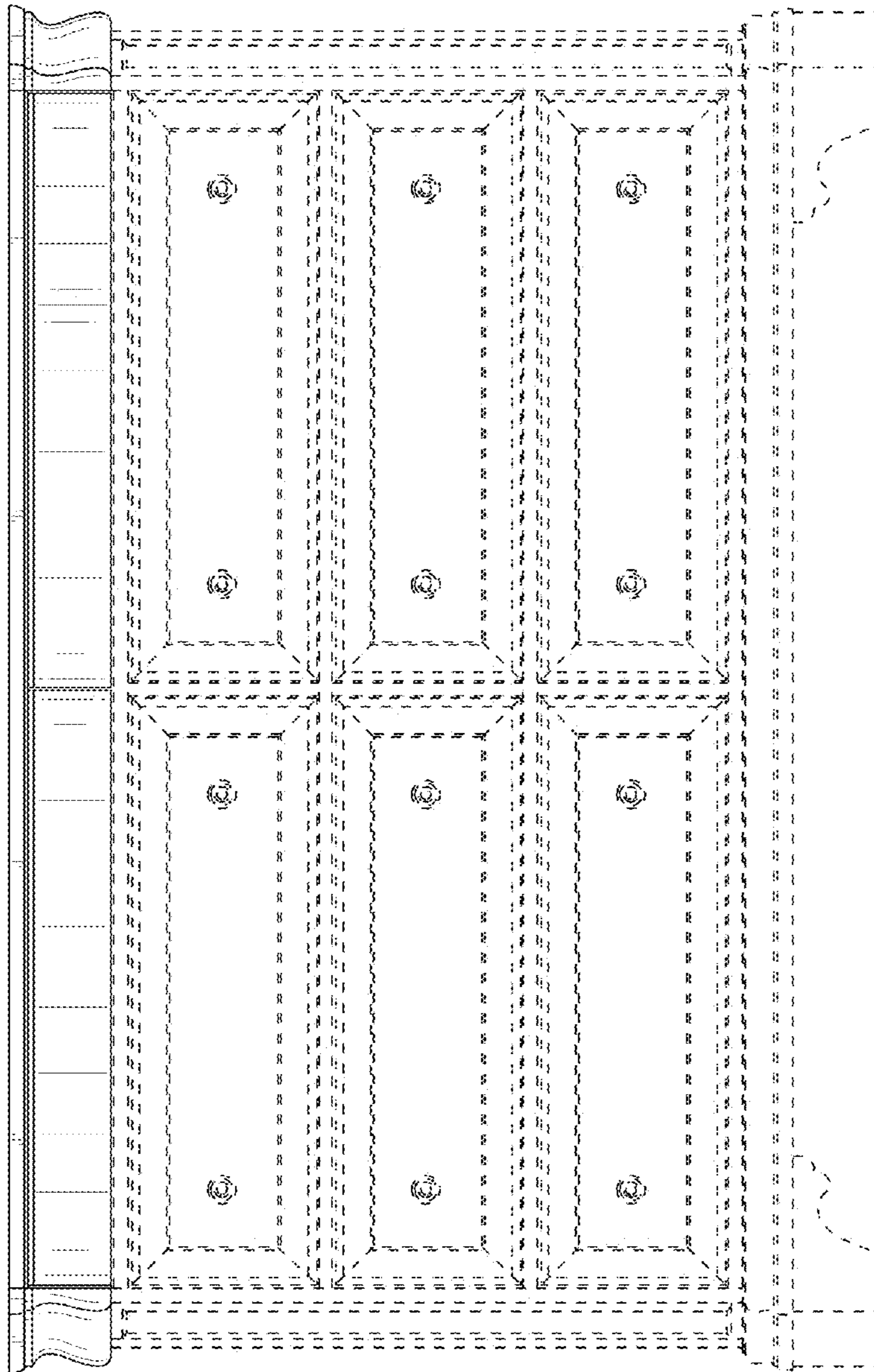


FIG. 2




FIG. 3




FIG. 4

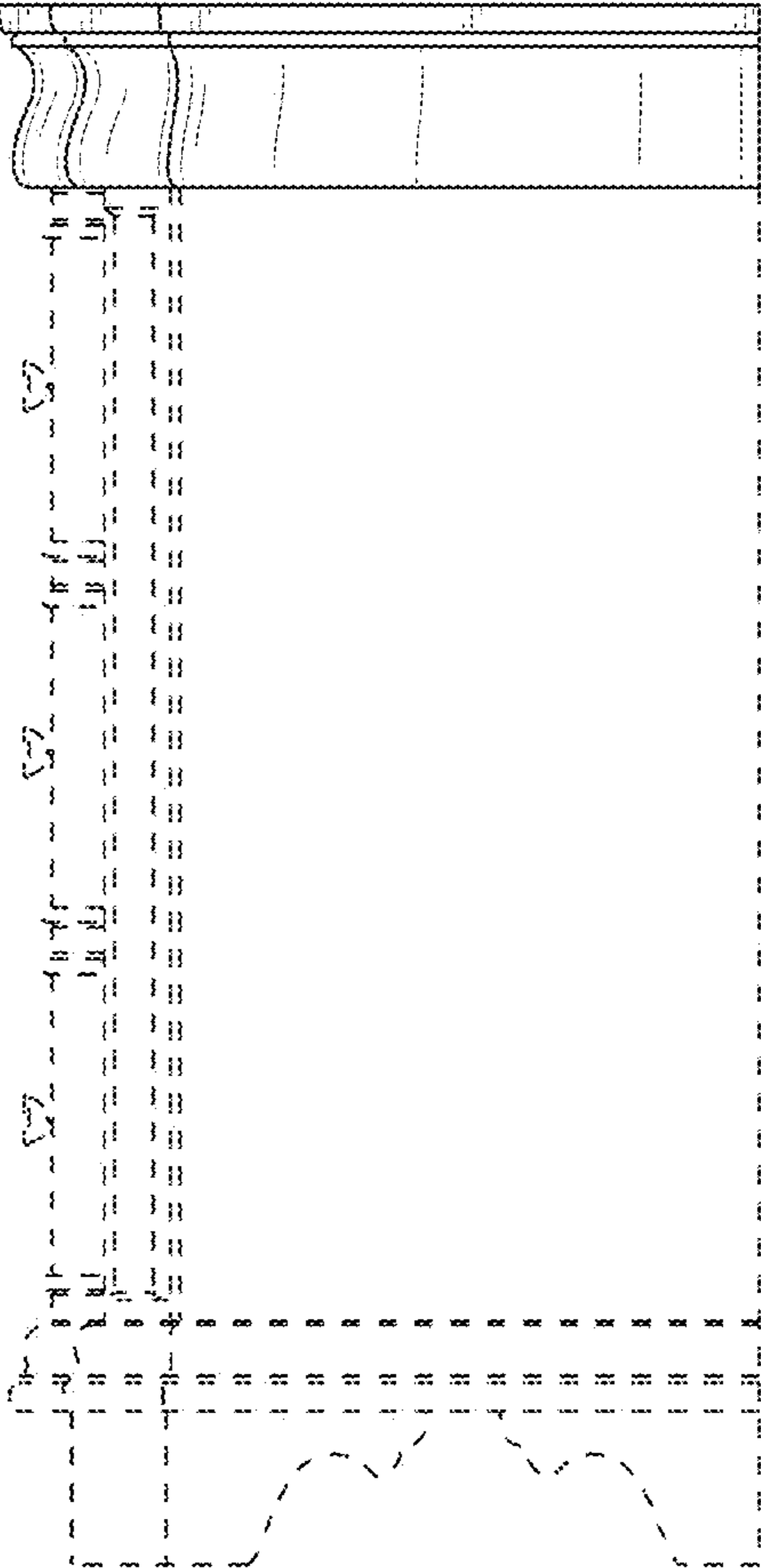


FIG. 5

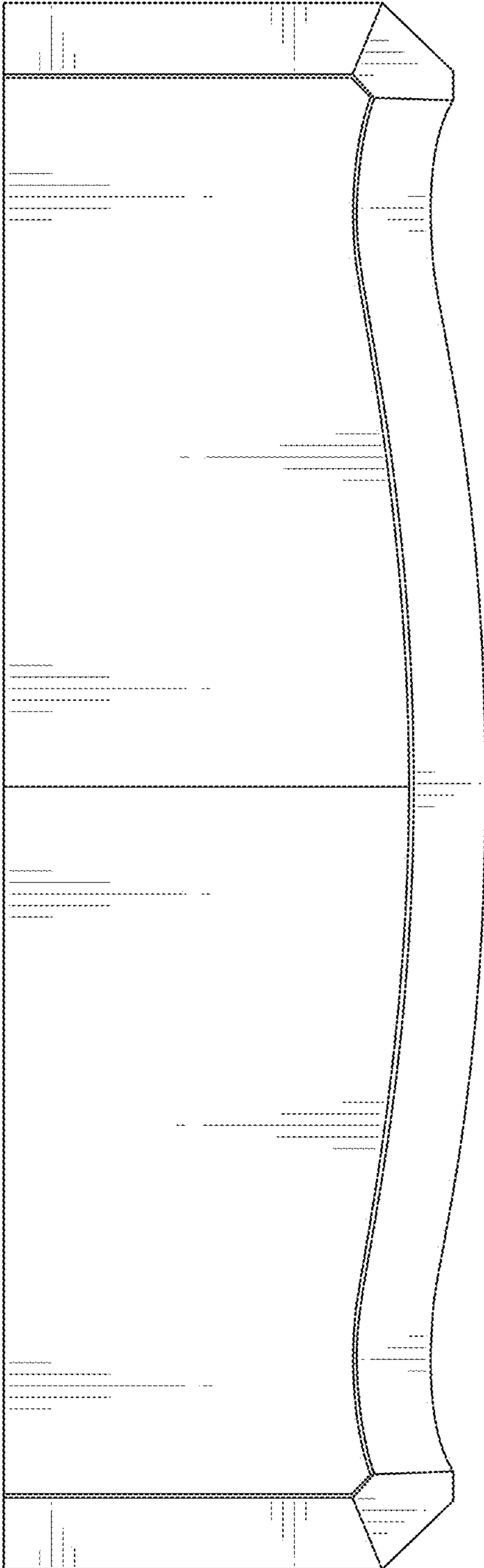


FIG. 6