



US00D699466S

(12) **United States Design Patent**
Babcock

(10) **Patent No.:** **US D699,466 S**

(45) **Date of Patent:** **** Feb. 18, 2014**

(54) **ITEM SUPPORT BOARD**

(71) Applicant: **Randall G. Babcock**, Cumberland, RI
(US)

(72) Inventor: **Randall G. Babcock**, Cumberland, RI
(US)

(**) Term: **14 Years**

(21) Appl. No.: **29/451,563**

(22) Filed: **Apr. 4, 2013**

(51) **LOC (10) Cl.** **06-06**

(52) **U.S. Cl.**
USPC **D6/514**

(58) **Field of Classification Search**
USPC D6/512-514, 524-525, 552-553,
D6/567-570, 315, 317-320, 323, 326;
D3/201, 203.1, 205, 903; 206/730,
206/214, 575, 579, 581, 38, 6.1, 278-279,
206/288-289; 211/13.1, 10, 85.2, 85.3,
211/85.7, 35, 41.12, 70.6, 86.01, 87.01;
248/300, 304, 309.1, 317

See application file for complete search history.

(56) **References Cited**

U.S. PATENT DOCUMENTS

D318,641 S * 7/1991 Schwartz D6/513
D457,763 S * 5/2002 Borys D6/513
D619,834 S * 7/2010 Koller et al. D6/514

* cited by examiner

Primary Examiner — Brian N Vinson

(74) *Attorney, Agent, or Firm* — Salter & Michaelson

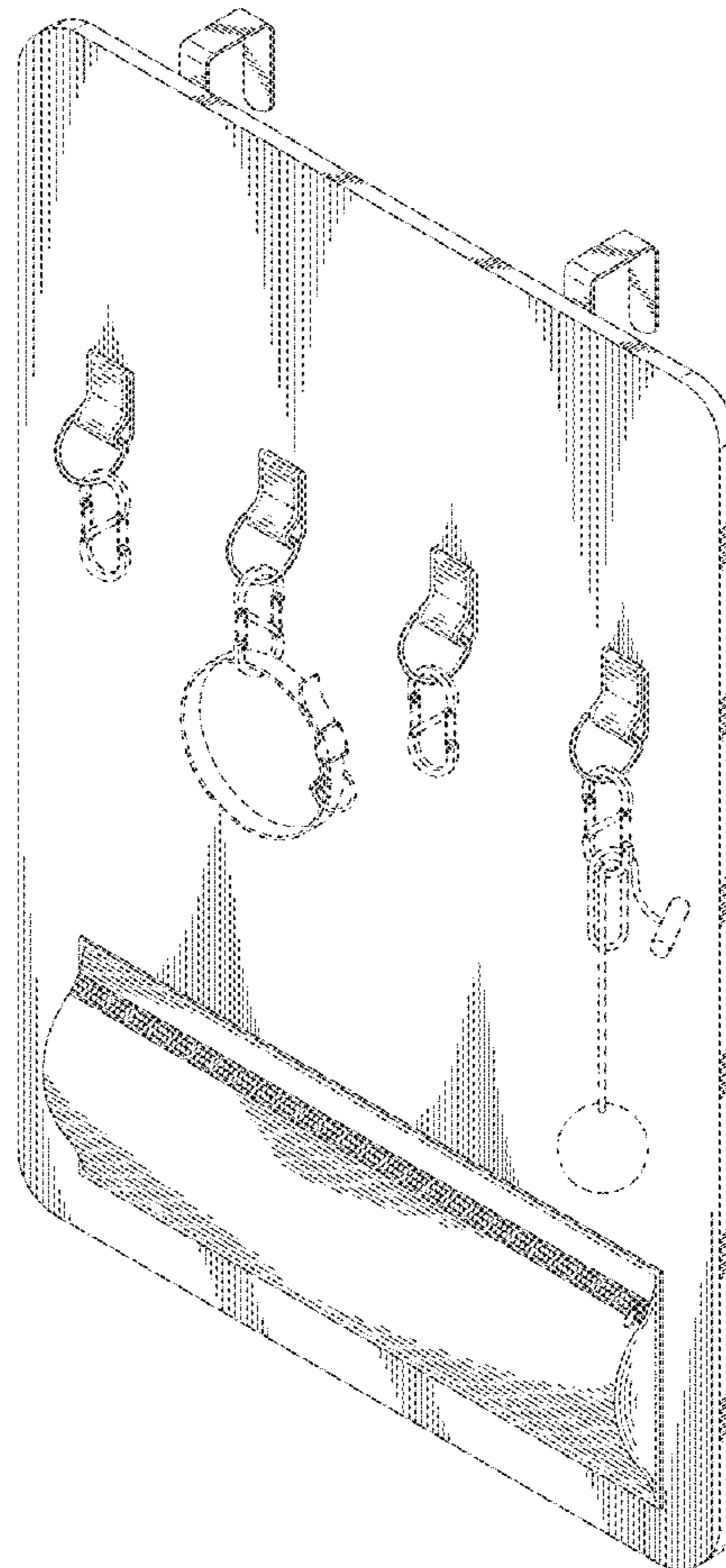
(57) **CLAIM**

The ornamental design for an item support board, as shown and described.

DESCRIPTION

FIG. 1 is a perspective view of an item support board; FIG. 2 is a front elevational view thereof; FIG. 3 is a rear elevational view thereof; FIG. 4 is a top plan view thereof; FIG. 5 is a bottom plan view thereof; FIG. 6 is a left side elevational view thereof; and, FIG. 7 is a right side elevational view thereof. The portions shown in broken lines are included for illustrative purposes only and form no part of the claimed design.

1 Claim, 5 Drawing Sheets



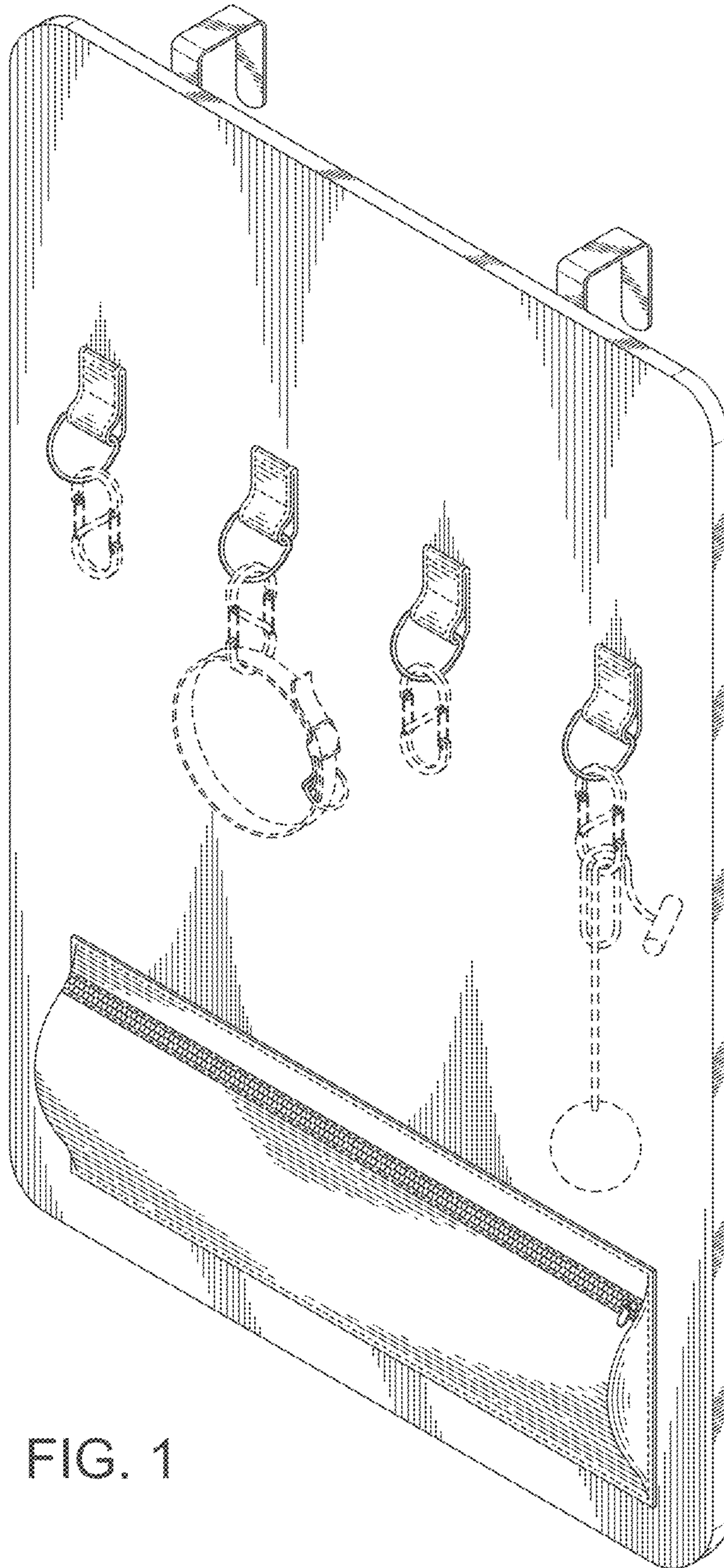


FIG. 1

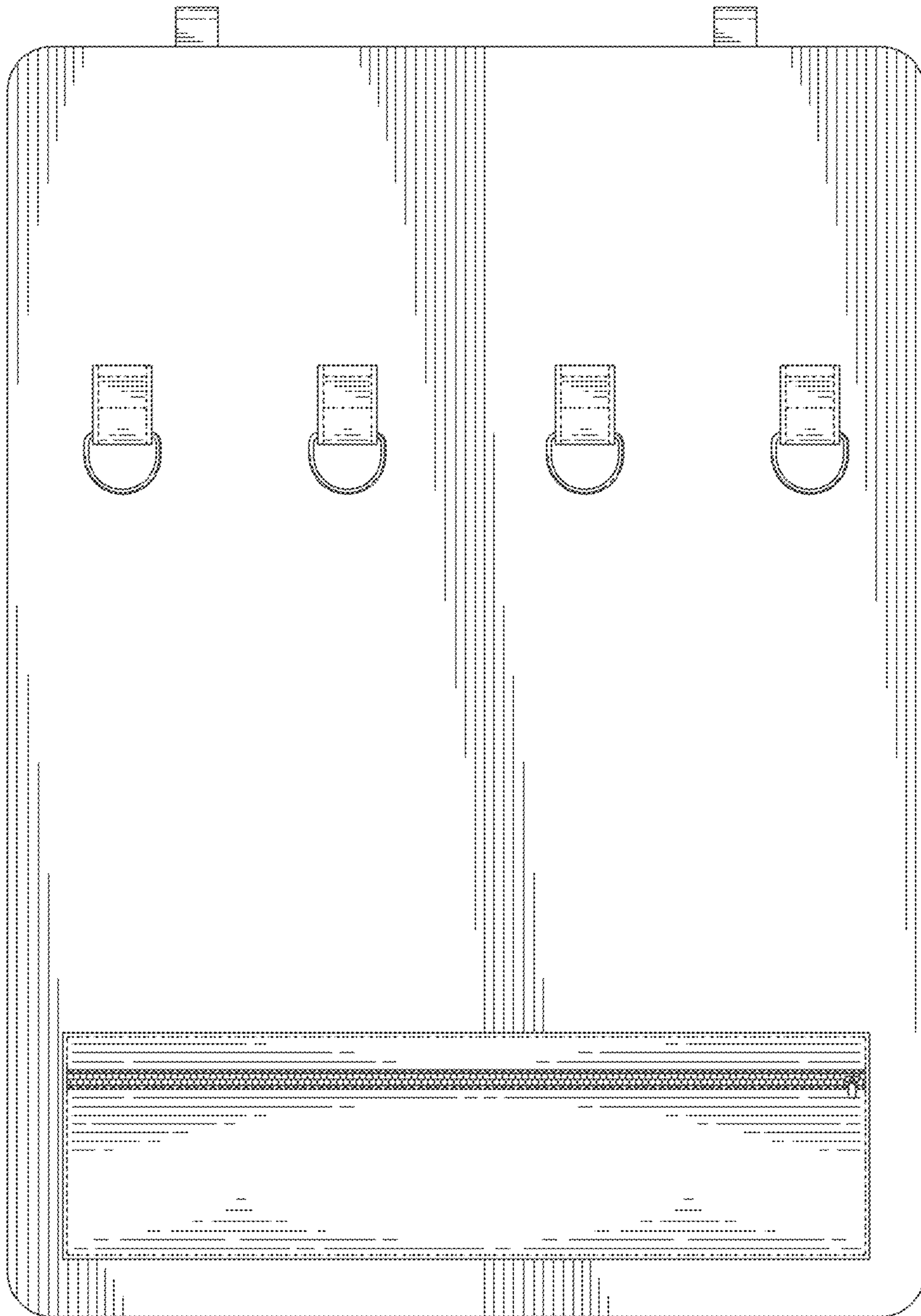


FIG. 2




FIG. 3

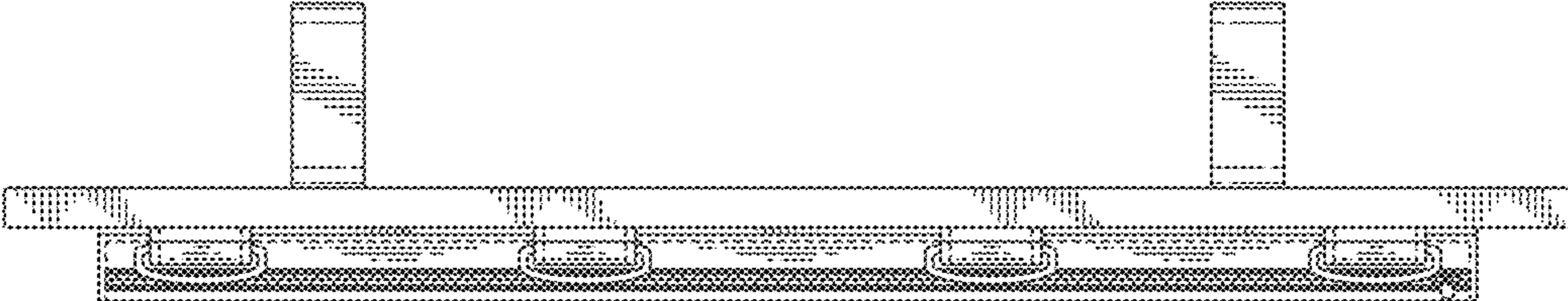


FIG. 4




FIG. 5

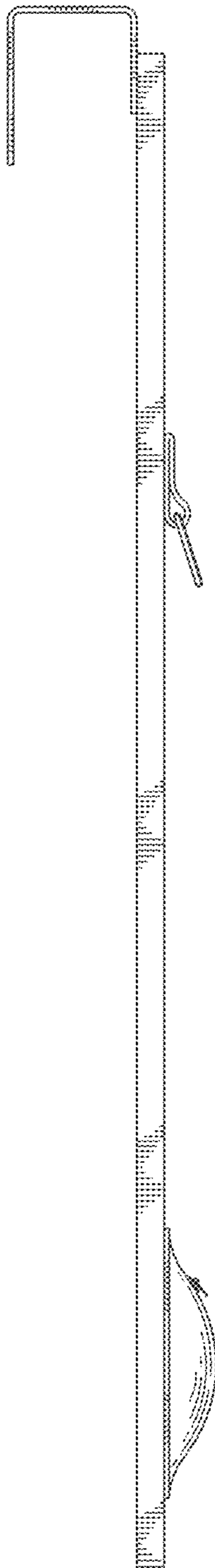


FIG. 6




FIG. 7