



US00D699439S

(12) **United States Design Patent**  
**Leblanc**

(10) **Patent No.:** **US D699,439 S**  
(45) **Date of Patent:** **\*\* \*Feb. 18, 2014**

(54) **CONTAINER**

- (71) Applicant: **MEGA Brands Inc.**, Montreal (CA)
- (72) Inventor: **Julie Leblanc**, Laval (CA)
- (73) Assignee: **MEGA Brands Inc.**, Montreal, Quebec (CA)
- (\* ) Notice: This patent is subject to a terminal disclaimer.
- (\*\*) Term: **14 Years**
- (21) Appl. No.: **29/455,216**
- (22) Filed: **May 17, 2013**

**Related U.S. Application Data**

- (63) Continuation of application No. 29/439,903, filed on Dec. 17, 2012, now Pat. No. Des. 684,364.
  - (51) **LOC (10) Cl.** ..... **03-01**
  - (52) **U.S. Cl.**  
USPC ..... **D3/321; D3/301; D3/289**
  - (58) **Field of Classification Search**  
USPC ..... 383/6-31, 67, 97, 106, 901, 907, 61.3;  
D3/273, 276, 285, 287, 289, 290, 291,  
D3/299, 301, 318, 321, 324-326, 232, 242,  
D3/243, 231; 190/115, 124-127;  
D7/607-608; 206/232
- See application file for complete search history.

(56) **References Cited**

**U.S. PATENT DOCUMENTS**

1,949,677 A	3/1934	Francis
2,954,891 A	10/1960	Harold

(Continued)

**OTHER PUBLICATIONS**

Design U.S. Appl. No. 29/388,982, filed Apr. 5, 2011. Assignee Mega Brands Inc.

(Continued)

*Primary Examiner* — Jennifer Rivard

(74) *Attorney, Agent, or Firm* — Plumsea Law Group, LLC

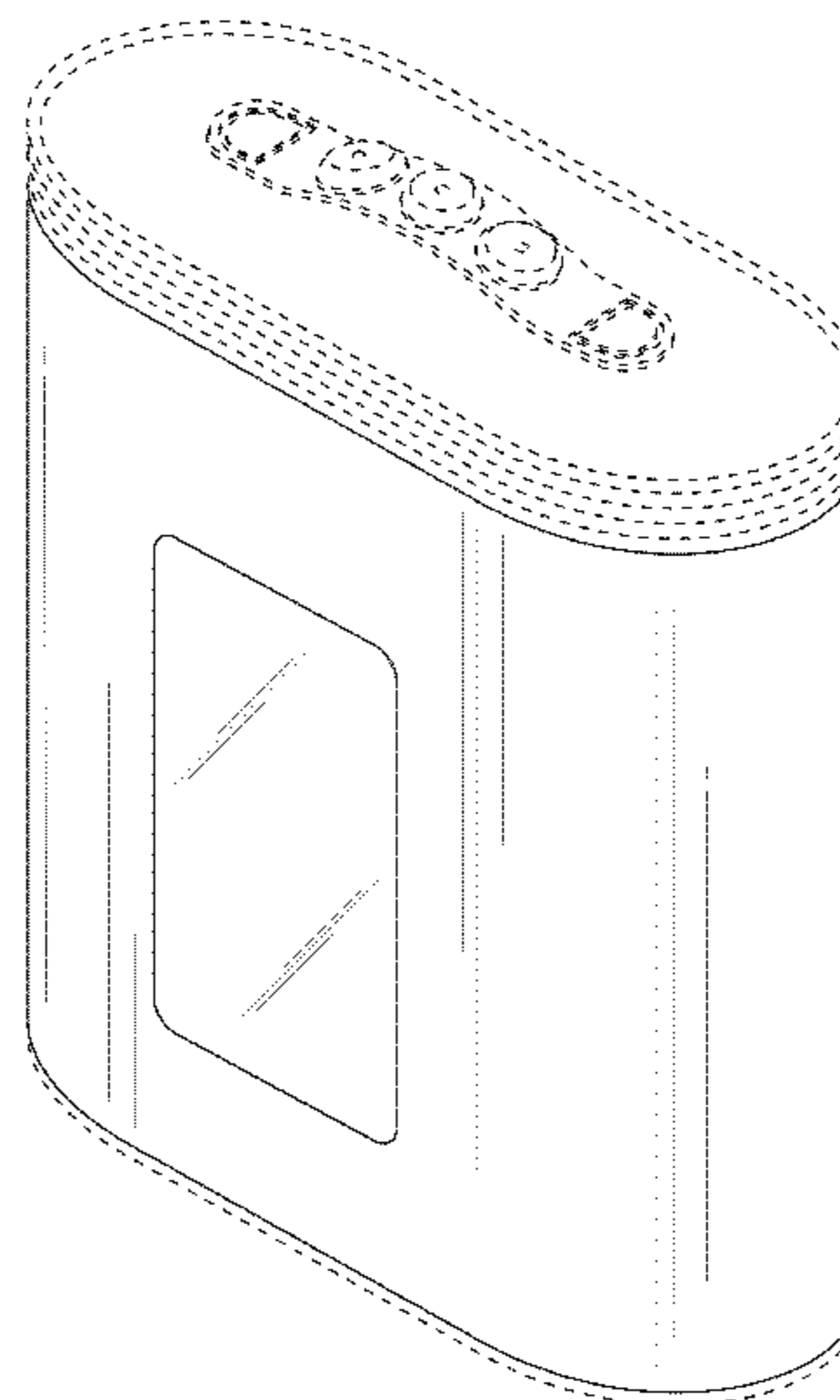
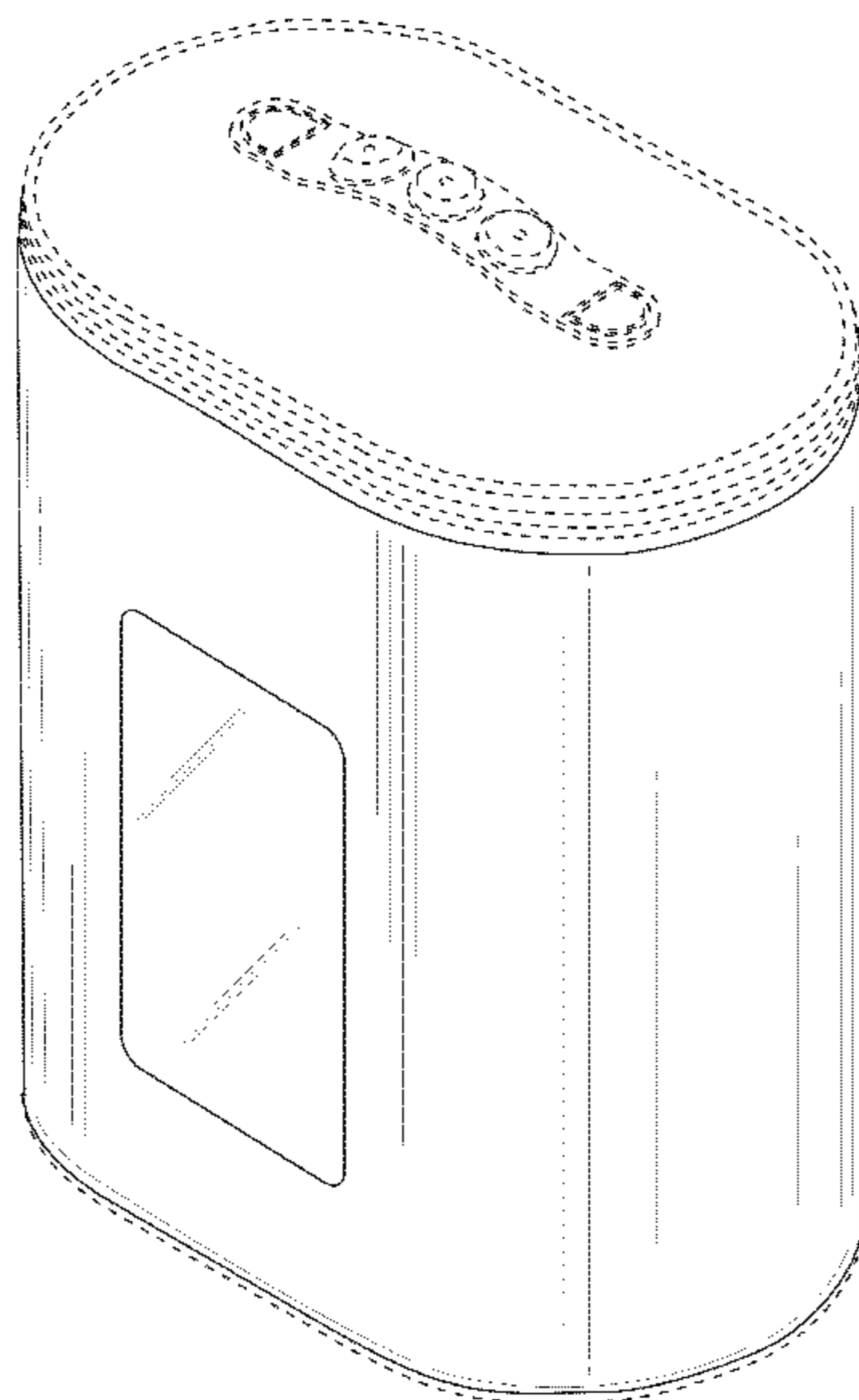
(57) **CLAIM**

I claim the ornamental design for a container, as shown and described.

**DESCRIPTION**

FIG. 1 is a front perspective view of a container showing the new design;  
 FIG. 2 is a rear perspective view of the container of FIG. 1;  
 FIG. 3 is a front elevational view of the container of FIG. 1;  
 FIG. 4 is a rear elevational view of the container of FIG. 1;  
 FIG. 5 is a right side elevational view of the container of FIG. 1;  
 FIG. 6 is a left side elevational view of the container of FIG. 1;  
 FIG. 7 is a top plan view of the container of FIG. 1;  
 FIG. 8 is a bottom plan view of the container of FIG. 1;  
 FIG. 9 is a front perspective view of a second embodiment of FIG. 1;  
 FIG. 10 is a rear perspective view of the container of FIG. 9;  
 FIG. 11 is a front elevational view of the container of FIG. 9;  
 FIG. 12 is a rear elevational view of the container of FIG. 9;  
 FIG. 13 is a right side elevational view of the container of FIG. 9;  
 FIG. 14 is a left side elevational view of the container of FIG. 9;  
 FIG. 15 is a top plan view of the container of FIG. 9; and,  
 FIG. 16 is a bottom plan view of the container of FIG. 9.  
 The broken lines illustrate portions of the container and form no part of the claimed design.

**1 Claim, 16 Drawing Sheets**



(56)

References Cited

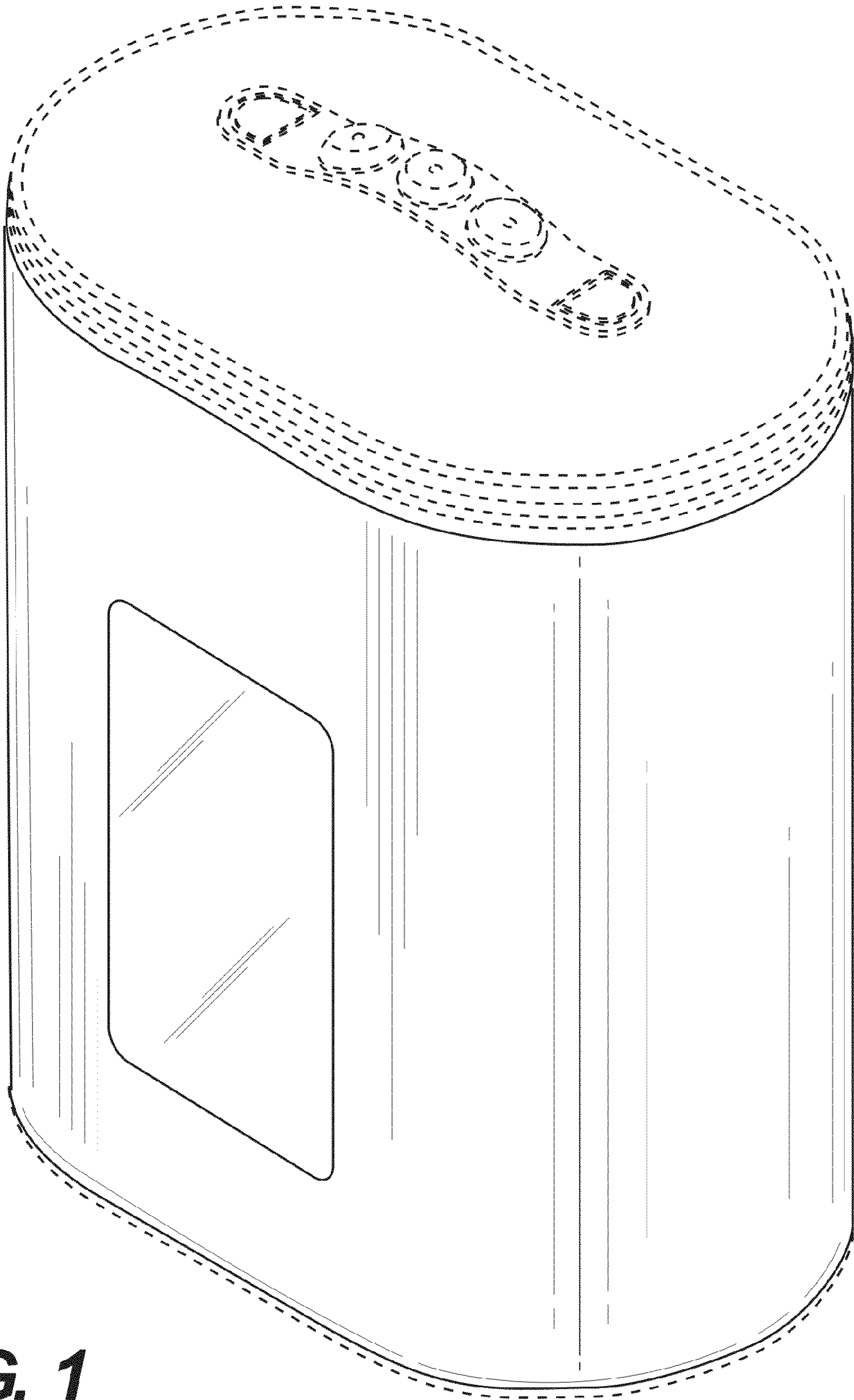
U.S. PATENT DOCUMENTS

3,312,337 A 4/1967 Martin  
 D232,214 S 7/1974 Biderman  
 3,842,977 A 10/1974 Hollander  
 D306,094 S 2/1990 Carmichael  
 5,035,324 A 7/1991 Bertrand  
 5,083,700 A 1/1992 Mello et al.  
 D351,499 S 10/1994 Gay et al.  
 D381,200 S 7/1997 Benson  
 D391,074 S 2/1998 Bean et al.  
 D399,622 S 10/1998 Rashid  
 D404,867 S 1/1999 Rashid  
 D404,913 S 2/1999 Campbell  
 5,894,780 A 4/1999 Taniguchi  
 D435,727 S 1/2001 Gordon  
 D437,483 S 2/2001 Bisbal et al.  
 6,328,158 B1 12/2001 Bisbal et al.  
 D466,809 S 12/2002 Sagel  
 D472,378 S 4/2003 Hassett  
 D478,669 S 8/2003 Wear  
 D480,209 S 10/2003 Davis et al.  
 D485,066 S 1/2004 Wolf  
 D525,872 S 8/2006 Haubert et al.  
 D527,644 S 9/2006 Bakic  
 D530,223 S 10/2006 Mau et al.  
 D537,711 S 3/2007 Limber  
 D539,136 S 3/2007 Limber  
 D551,447 S 9/2007 Ogawa  
 D554,863 S 11/2007 Ayala  
 D563,099 S 3/2008 Sandman  
 7,549,548 B2 6/2009 Kraus et al.  
 D596,856 S 7/2009 Udwin  
 D605,051 S 12/2009 Bohache et al.  
 D611,253 S 3/2010 Lown et al.  
 D627,606 S 11/2010 Chuang  
 D637,809 S 5/2011 Meldeau  
 D639,676 S 6/2011 Wang  
 D652,214 S 1/2012 Swartz et al.  
 D655,085 S 3/2012 Holbrook  
 D660,597 S 5/2012 Leblanc  
 D664,261 S 7/2012 Kravitz et al.  
 2003/0217623 A1 11/2003 Brown  
 2006/0213856 A1 9/2006 Kraus et al.

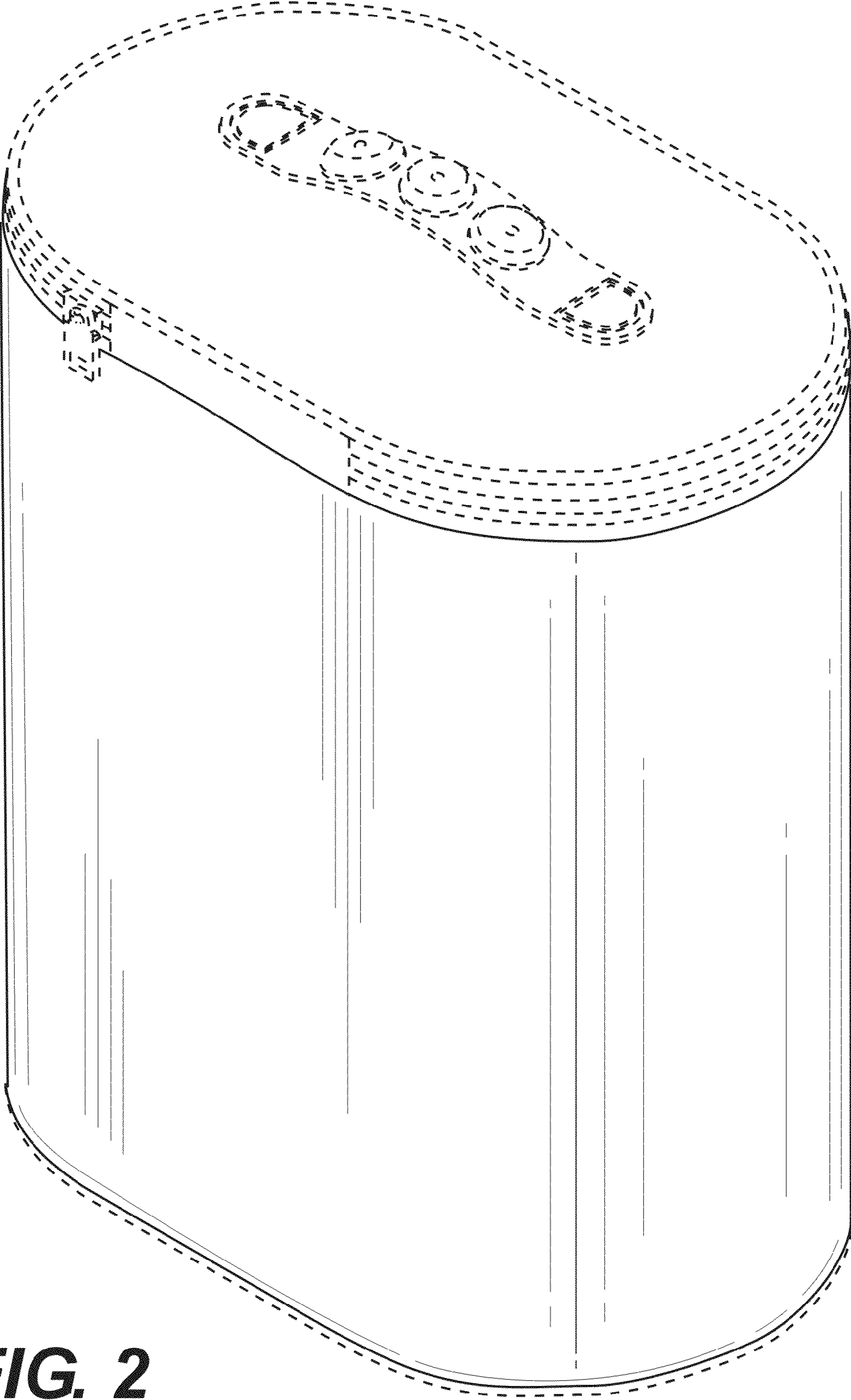
2007/0065049 A1 3/2007 Alldredge-Howard et al.  
 2008/0302680 A1 12/2008 Lord  
 2012/0111751 A1 5/2012 Kryshak et al.

OTHER PUBLICATIONS


Excerpt of Toys-R-Us Product Circular, Oct. 31-Nov. 24, 2010, including cover and pp. 6 and 56.  
 Excerpt of Mega Bloks 2002 Product Catalog, including cover, unnumbered page, and pp. 6 and 7.  
 Excerpt of Mega Bloks 2003 Product Catalog, including cover and pp. 2 and 20.  
 Excerpt of Mega Bloks 2004 Product Catalog, including cover, table of contents, and p. 8.  
 Excerpt of Mega Bloks International 2005 Product Catalog, including cover, table of contents (p. 1), and p. 9.  
 Excerpt of Mega Bloks International 2006 Product Catalog, including cover, table of contents, and p. 2.  
 Excerpt of Mega Brands Inc. International 2007 Product Catalog, including cover, table of contents, and pp. 4 and 14.  
 Excerpt of Mega Brands Inc. International 2008 Toys & Activities Product Catalog, including cover, table of contents, and pp. 5 and 13.  
 Excerpt of Mega Brands Inc. 2010 Product Catalog, including cover, table of contents, and p. 4.  
 Excerpt of Mega Bloks 1994 Product Catalog, including cover, 3 pages total.  
 Excerpt of Mega Bloks 1995 Product Catalog, including cover, 4 pages total.  
 Excerpt of Mega Bloks 1996 Product Catalog, including cover, table of contents, and pp. 4-6; 5 pages total.  
 Excerpt of Mega Bloks 1997 Product Catalog, including cover, 3 pages total.  
 Excerpt of Mega Bloks 1998 Product Catalog, including cover, 3 pages total.  
 Excerpt of Mega Bloks 1999 Product Catalog, including cover, 3 pages total.  
 Excerpt of Mega Bloks 2000 Product Catalog, including cover, 2 pages total.  
 Excerpt of Mega Bloks 2001 Product Catalog, including cover, table of contents, and p. 12.  
 Excerpt of Mega Bloks 2009 Product Catalog, including front cover, pp. P-54 and P-66, and back cover.  
 Excerpt of Mega Brands Inc. 2011 Product Catalog, including cover, 5 pages total.




**FIG. 1**




**FIG. 2**




**FIG. 3**



**FIG. 4**

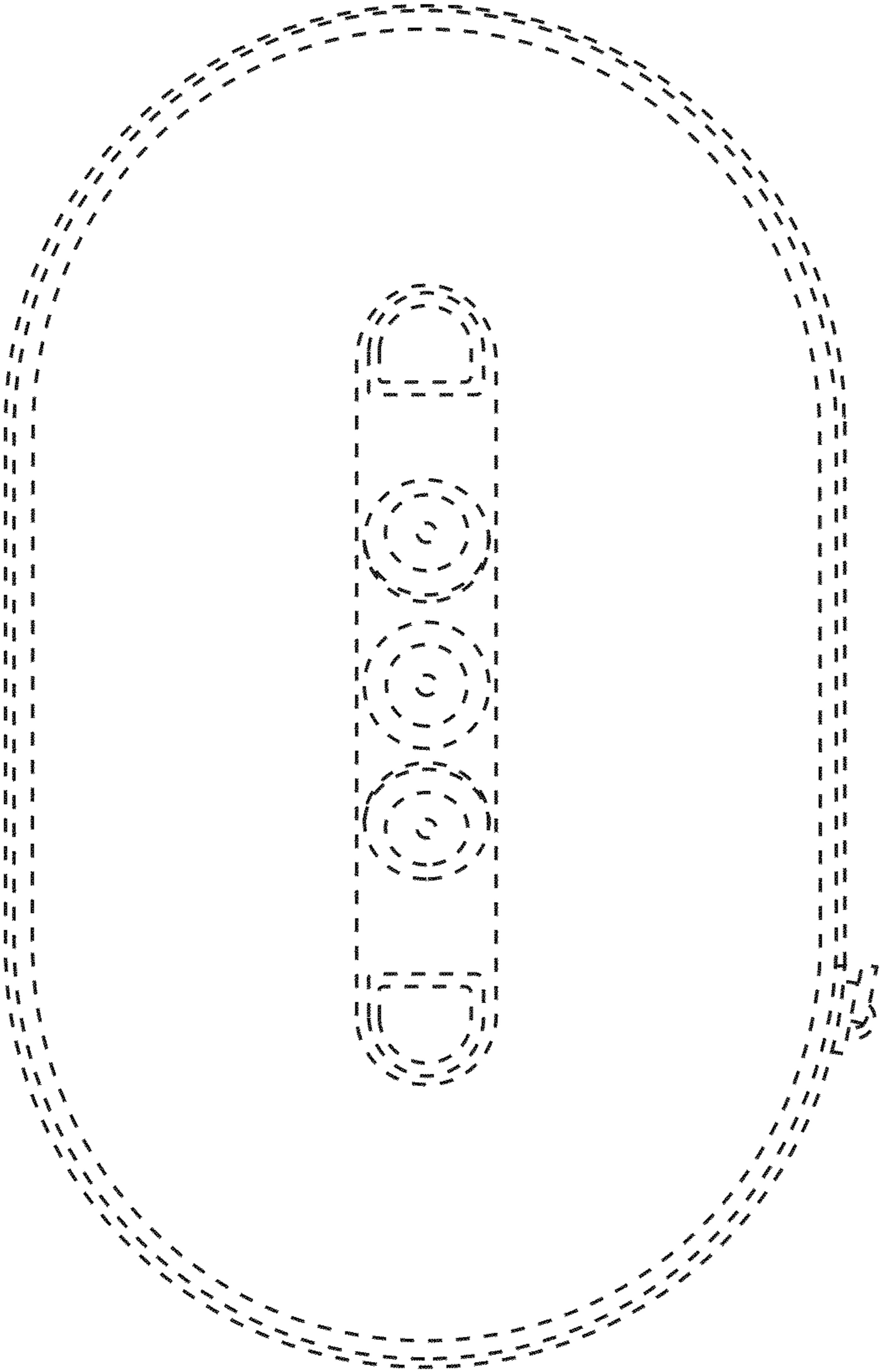


**FIG. 5**

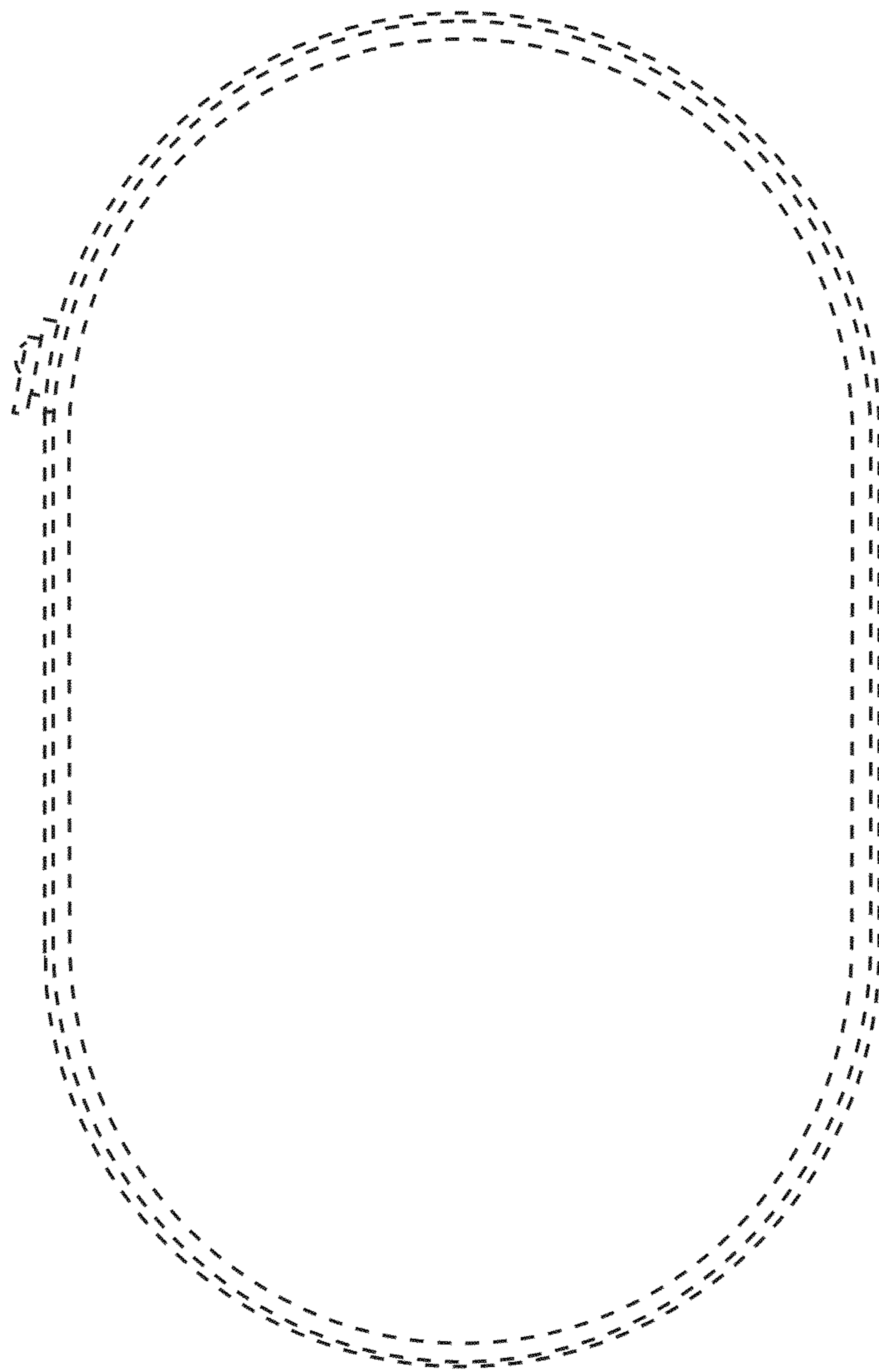


**FIG. 6**

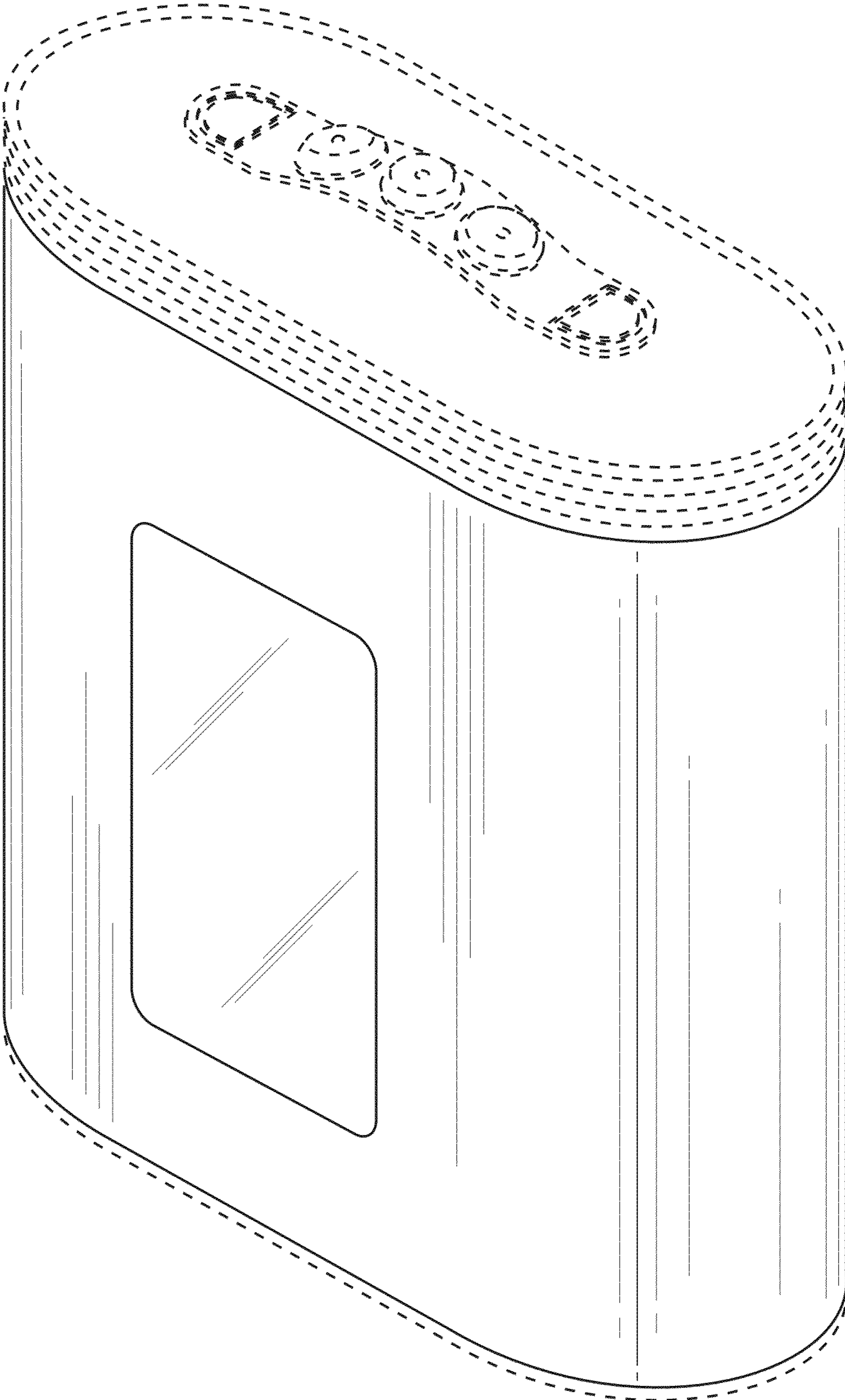




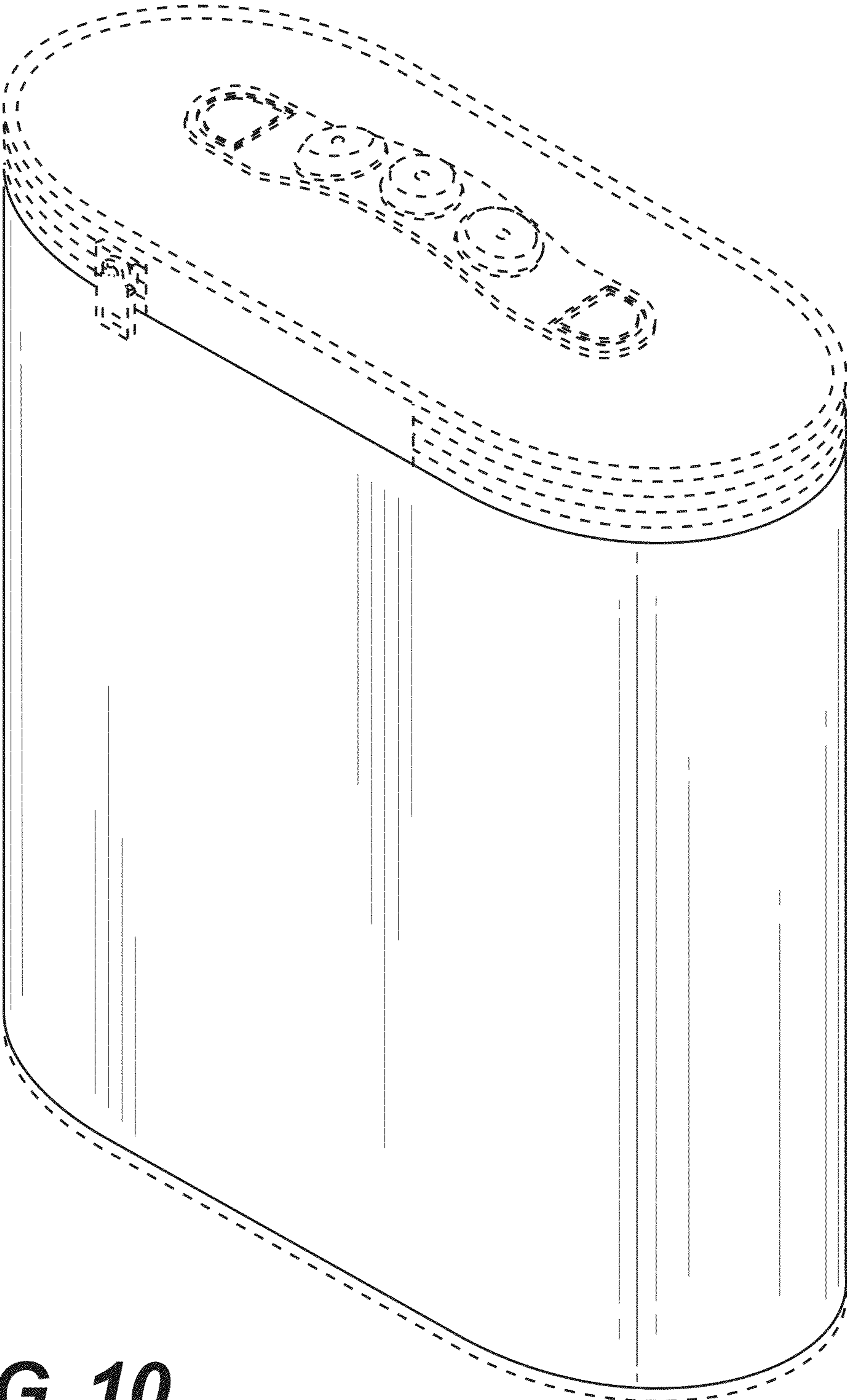
**FIG. 7**



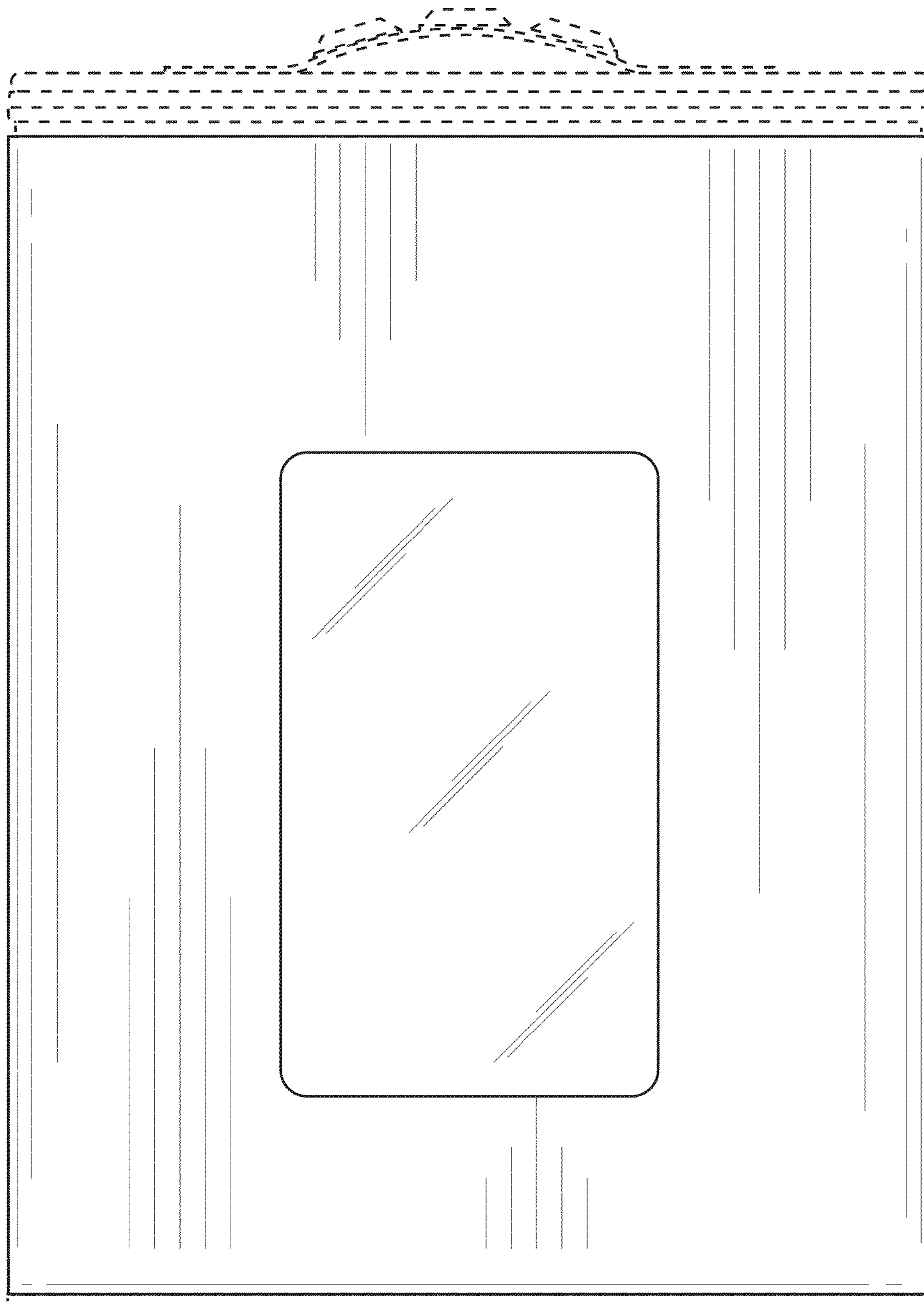
**FIG. 8**




**FIG. 9**



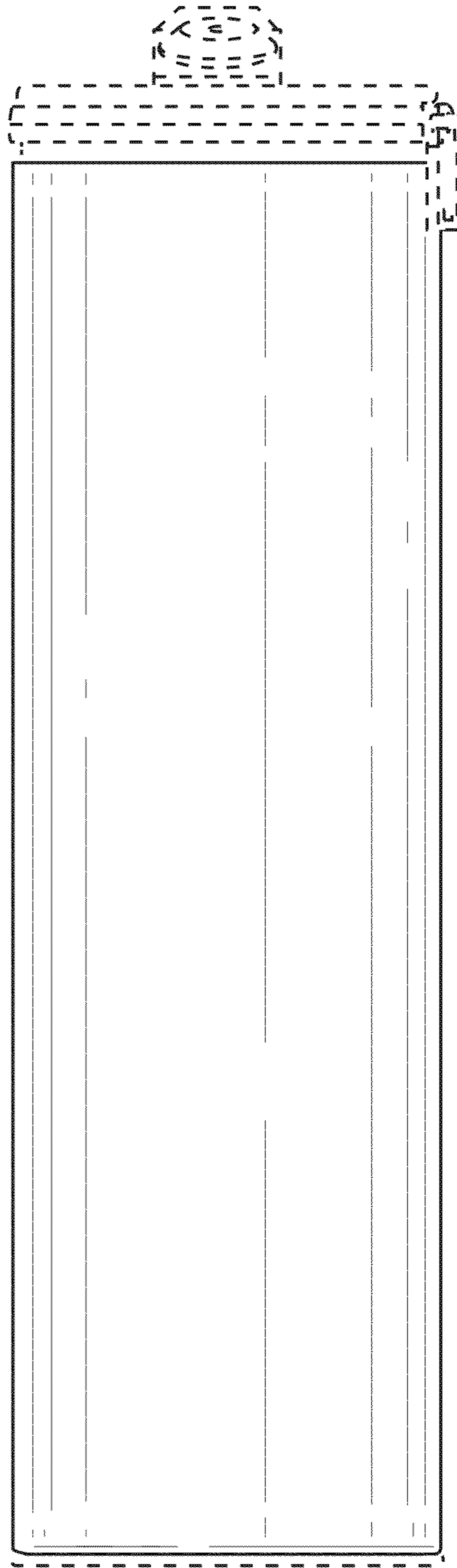
**FIG. 10**




**FIG. 11**



**FIG. 12**

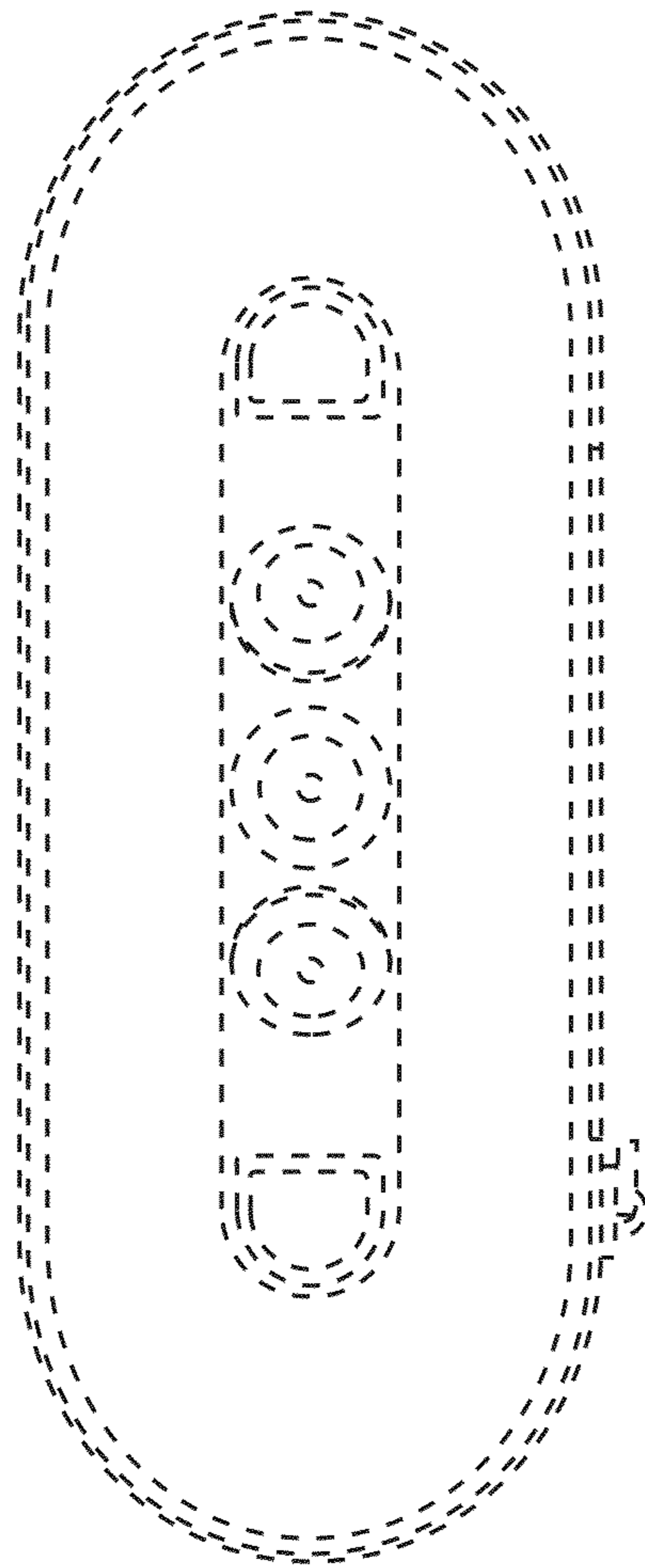


**FIG. 13**




**FIG. 14**





**FIG. 15**



**FIG. 16**